

CITTÀ METROPOLITANA
DI VENEZIA

REGIONE DEL
VENETO

COMUNE DI
SCORZÈ

ACQUA MINERALE SAN BENEDETTO S.p.A.

DOMANDA DI VERIFICA DI ASSOGGETTABILITÀ ALLA VIA AI SENSI
DELL'ART. 19 DEL D.LGS. 152/2006 PER ASSOGGETTAMENTO
DELL'INSTALLAZIONE AI TITOLI III E III-BIS DELLA PARTE II DEL D.LGS.
152/2006 DELLE ATTIVITÀ DI TRATTAMENTO E TRASFORMAZIONE DI
MATERIE PRIME VEGETALI E ALTRE MODIFICHE MINORI



STUDIO DI IMPATTO VIABILISTICO

Elaborato 02: Allegati

Proponente:

Consulente:



Viale Kennedy, 65
30037 Scorzè (VE)



Piazza della Serenissima, 20
31033 Castelfranco Veneto (TV)
tel 0423 720203 - fax 0423 720203

Giugno 2024

Revisione 0

INDICE

A.	SCHEDA TECNICHE RETE STRADALE	2
A.1	DESCRIZIONE ASSI STRADALI	2
A.2	DESCRIZIONE PRINCIPALI INTERSEZIONI	14
B.	RILIEVI DI TRAFFICO	25
B.1	RILIEVI AUTOMATICI DI TRAFFICO MEDIANTE STRUMENTAZIONE RADAR.....	25
B.2	RILIEVI MANUALI ALLE INTERSEZIONI	26
C.	ELABORATI GRAFICI.....	348

A. SCHEDE TECNICHE RETE STRADALE

A.1 DESCRIZIONE ASSI STRADALI

Di seguito si riporta un estratto della carta tecnica regionale in cui vengono individuati gli assi stradali analizzati in relazione all'area oggetto di intervento.

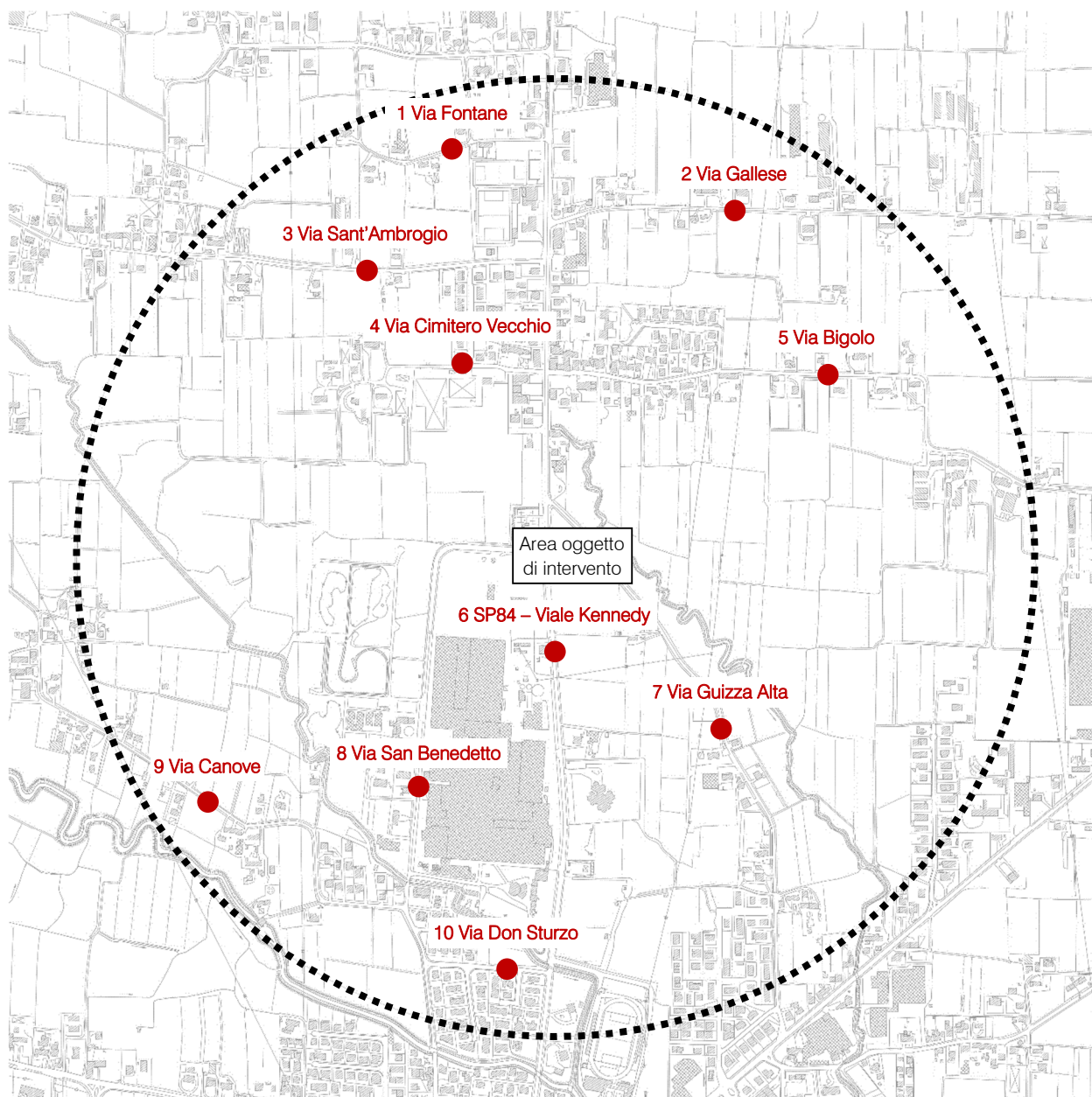


Figura A.1 – Assi viari all'interno dell'area di analisi

In data 6 marzo 2024 è stato eseguito un sopralluogo delle principali strade precedentemente individuate. L'indagine, supportata da un'opportuna documentazione fotografica, ha messo in evidenza le diverse caratteristiche geometriche e funzionali dei vari tronchi stradali analizzati, di seguito elencati:

1. Via Fontane;
2. Via Gallese;
3. Via Sant'Ambrogio;
4. Via Cimitero Vecchio;
5. Via Bigolo;
6. SP84 – Viale Kennedy;
7. Via Guizza Alta;
8. Via San Benedetto;
9. Via Canove;
10. Via Don Sturzo.

Si riportano di seguito le schede riassuntive delle principali caratteristiche relative a ciascun tronco stradale analizzato. Si precisa che le caratteristiche riportate si riferiscono fondamentalmente alla singola sezione stradale.

1

Via Fontane




<i>Tipo di strada</i>	locale
<i>Numero corsie</i>	1*
<i>Senso di circolazione</i>	doppio senso
<i>Larghezza carreggiata</i>	4.00 m
<i>Larghezza banchine</i>	0.25 m
<i>Pendenza longitudinale</i>	minima
<i>Tortuosità</i>	lieve
<i>Presenza di marciapiedi a lato</i>	no
<i>Presenza di pista ciclabile a lato</i>	no
<i>Presenza di sosta a margine</i>	no
<i>Stato della pavimentazione</i>	discreto
<i>Presenza illuminazione</i>	no

* linea di mezz'era mancante

2

Via Gallese



<i>Tipo di strada</i>	locale
<i>Numero corsie</i>	1*
<i>Senso di circolazione</i>	doppio senso
<i>Larghezza carreggiata</i>	4.00 m
<i>Larghezza banchine</i>	0.25 m
<i>Pendenza longitudinale</i>	minima
<i>Tortuosità</i>	lieve
<i>Presenza di marciapiedi a lato</i>	no
<i>Presenza di pista ciclabile a lato</i>	no
<i>Presenza di sosta a margine</i>	no
<i>Stato della pavimentazione</i>	discreto
<i>Presenza illuminazione</i>	no

* linea di mezzzeria mancante

3

Via Sant'Ambrogio



<i>Tipo di strada</i>	locale
<i>Numero corsie</i>	2
<i>Senso di circolazione</i>	doppio senso
<i>Larghezza carreggiata</i>	7.00 m
<i>Larghezza banchine</i>	0.50 m
<i>Pendenza longitudinale</i>	nulla
<i>Tortuosità</i>	lieve
<i>Presenza di marciapiedi a lato</i>	sì
<i>Presenza di pista ciclabile a lato</i>	no
<i>Presenza di sosta a margine</i>	no
<i>Stato della pavimentazione</i>	buono
<i>Presenza illuminazione</i>	sì

4

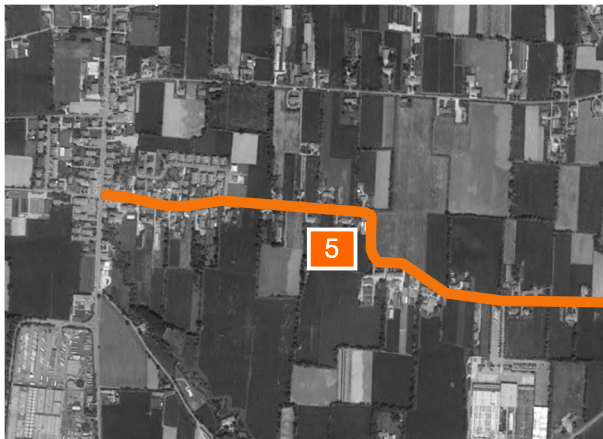
Via Cimitero Vecchio



<i>Tipo di strada</i>	locale
<i>Numero corsie</i>	2
<i>Senso di circolazione</i>	doppio senso
<i>Larghezza carreggiata</i>	6.00 m
<i>Larghezza banchine</i>	0.50 m
<i>Pendenza longitudinale</i>	minima
<i>Tortuosità</i>	lieve
<i>Presenza di marciapiedi a lato</i>	sì
<i>Presenza di pista ciclabile a lato</i>	no
<i>Presenza di sosta a margine</i>	no
<i>Stato della pavimentazione</i>	discreto
<i>Presenza illuminazione</i>	sì

5

Via Bigolo



<i>Tipo di strada</i>	locale
<i>Numero corsie</i>	2
<i>Senso di circolazione</i>	doppio senso
<i>Larghezza carreggiata</i>	7.00 m
<i>Larghezza banchine</i>	0.50 m
<i>Pendenza longitudinale</i>	nulla
<i>Tortuosità</i>	lieve
<i>Presenza di marciapiedi a lato</i>	no
<i>Presenza di pista ciclabile a lato</i>	No
<i>Presenza di sosta a margine</i>	no
<i>Stato della pavimentazione</i>	buono
<i>Presenza illuminazione</i>	sì

6

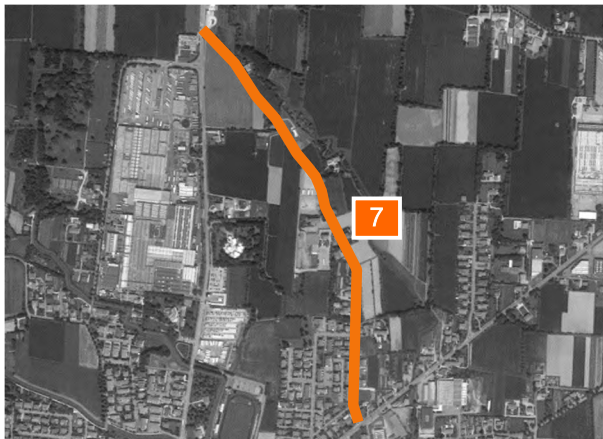
SP84 – Viale Kennedy



<i>Tipo di strada</i>	secondaria
<i>Numero corsie</i>	2
<i>Senso di circolazione</i>	doppio senso
<i>Larghezza carreggiata</i>	7.30 m
<i>Larghezza banchine</i>	0.50 m
<i>Pendenza longitudinale</i>	nulla
<i>Tortuosità</i>	nulla
<i>Presenza di marciapiedi a lato</i>	sì
<i>Presenza di pista ciclabile a lato</i>	sì
<i>Presenza di sosta a margine</i>	sì
<i>Stato della pavimentazione</i>	buono
<i>Presenza illuminazione</i>	sì

7

Via Guizza Alta



<i>Tipo di strada</i>	locale
<i>Numero corsie</i>	1*
<i>Senso di circolazione</i>	doppio senso
<i>Larghezza carreggiata</i>	5.50 m
<i>Larghezza banchine</i>	0.25 m
<i>Pendenza longitudinale</i>	lieve
<i>Tortuosità</i>	lieve
<i>Presenza di marciapiedi a lato</i>	no
<i>Presenza di pista ciclabile a lato</i>	no
<i>Presenza di sosta a margine</i>	no
<i>Stato della pavimentazione</i>	buono
<i>Presenza illuminazione</i>	no

* linea di mezzzeria mancante

8

Via San Benedetto



<i>Tipo di strada</i>	locale
<i>Numero corsie</i>	1*
<i>Senso di circolazione</i>	doppio senso
<i>Larghezza carreggiata</i>	6.00 m
<i>Larghezza banchine</i>	0.25 m
<i>Pendenza longitudinale</i>	nulla
<i>Tortuosità</i>	lieve
<i>Presenza di marciapiedi a lato</i>	no
<i>Presenza di pista ciclabile a lato</i>	no
<i>Presenza di sosta a margine</i>	no
<i>Stato della pavimentazione</i>	buono
<i>Presenza illuminazione</i>	no

* linea di mezzzeria mancante

9


Via Canove



<i>Tipo di strada</i>	locale
<i>Numero corsie</i>	1
<i>Senso di circolazione</i>	doppio senso
<i>Larghezza carreggiata</i>	4.50 m
<i>Larghezza banchine</i>	0.25 m
<i>Pendenza longitudinale</i>	nulla
<i>Tortuosità</i>	lieve
<i>Presenza di marciapiedi a lato</i>	no
<i>Presenza di pista ciclabile a lato</i>	no
<i>Presenza di sosta a margine</i>	no
<i>Stato della pavimentazione</i>	buono
<i>Presenza illuminazione</i>	no

10

Via Don Sturzo



<i>Tipo di strada</i>	locale
<i>Numero corsie</i>	2
<i>Senso di circolazione</i>	doppio senso
<i>Larghezza carreggiata</i>	7.00 m
<i>Larghezza banchine</i>	assenti
<i>Pendenza longitudinale</i>	nulla
<i>Tortuosità</i>	nulla
<i>Presenza di marciapiedi a lato</i>	sì
<i>Presenza di pista ciclabile a lato</i>	no
<i>Presenza di sosta a margine</i>	no
<i>Stato della pavimentazione</i>	buono
<i>Presenza illuminazione</i>	sì

A.2 DESCRIZIONE PRINCIPALI INTERSEZIONI

Di seguito si riporta una planimetria in cui viene individuata la localizzazione delle principali intersezioni analizzate.

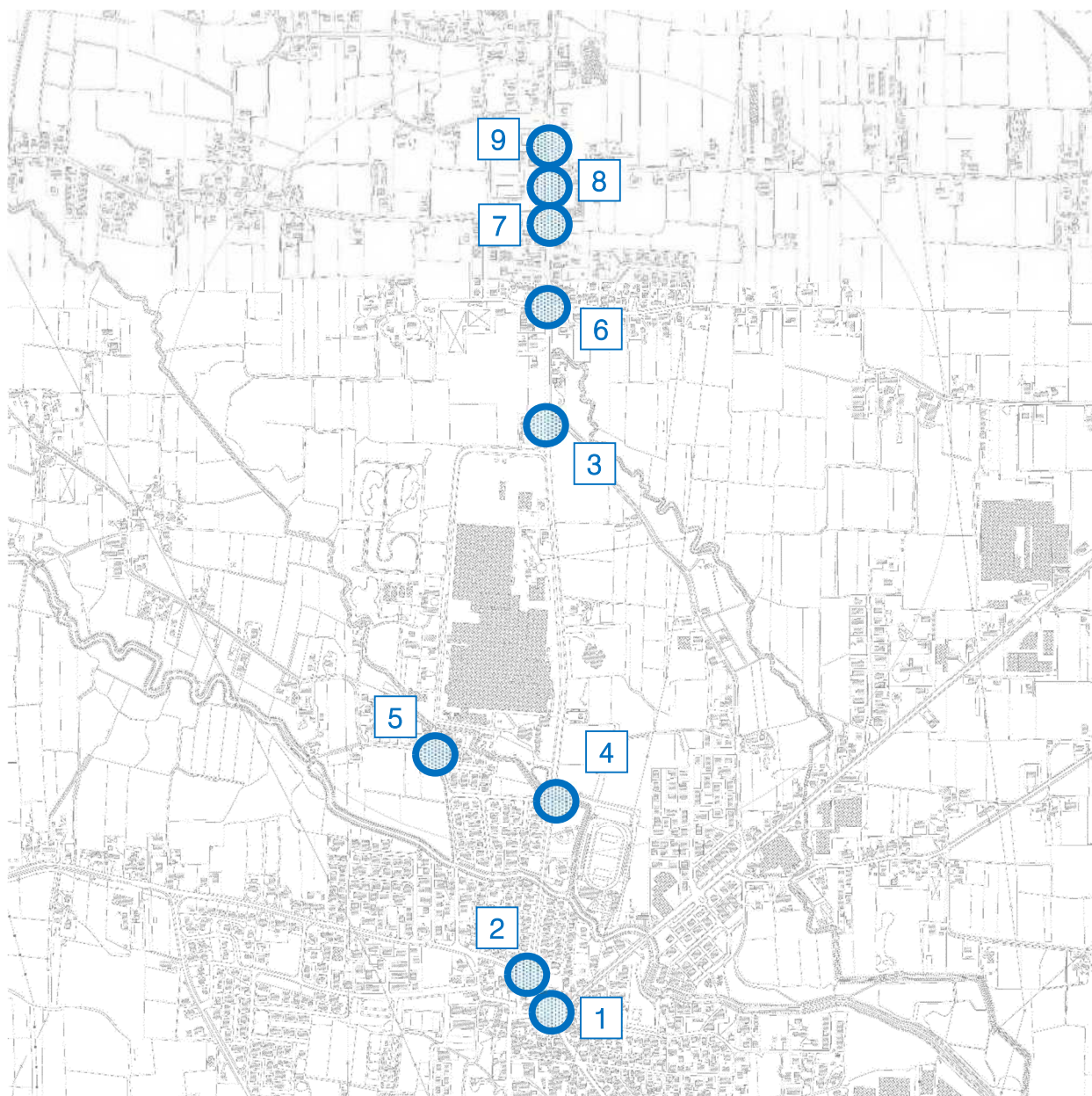



Figura A.2 – Intersezioni all'interno dell'area di analisi

Si riportano inoltre le schede riassuntive delle principali caratteristiche relative a ciascuna intersezione analizzata:

- 1 *intersezione a rotatoria tra la SR245 – Via Castellana, SR515 – Via Treviso e Via Roma;*
- 2 *intersezione a rotatoria tra la SR245 – Via Castellana e Viale Kennedy;*
- 3 *intersezione a rotatoria tra la SP84, Via Guizza Alta e Via San Benedetto;*
- 4 *intersezione a raso tra la SP84 – Viale Kennedy e Via Don Sturzo.*
- 5 *intersezione a raso tra Via San Benedetto e Via Canove;*
- 6 *intersezione semaforizzata tra la SP84 – Via Onaro, Via Bigolo e Via Cimitero Vecchio;*
- 7 *intersezione a raso tra la SP84 – Via Onaro e Via Sant'Ambrogio;*
- 8 *intersezione a raso tra la SP84 – Via Onaro e Via Gallese;*
- 9 *intersezione a raso tra la SP84 – Via Onaro e Via Fontane.*

1


Intersezione a rotatoria tra SR245 – Via Castellana, Via Treviso e Via Roma



<i>Tipologia intersezione</i>	intersezione a rotatoria
<i>Distanza dall'ambito di intervento</i>	c.a. 1.500 m
<i>Ambito intersezione</i>	urbano
<i>Numero strade afferenti</i>	4
1 – Via Treviso	strada principale
2 – SR245 – Via Castellana nord	strada principale
3 – Via Roma	strada secondaria
4 – SR245 – Via Castellana sud	strada principale
<i>Pendenza longitudinale</i>	nulla
<i>Marciaiedi / attraversamenti pedonali</i>	sì (attraversamenti arretrati)
<i>Piste ciclabili / attraversamenti ciclabili</i>	no
<i>Stato della pavimentazione</i>	buono
<i>Presenza illuminazione</i>	sì

2

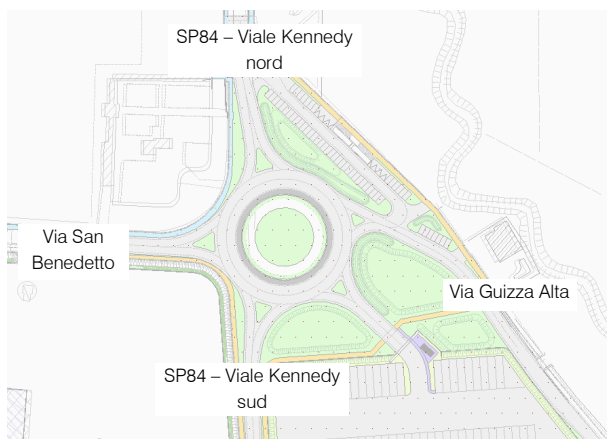
Intersezione a rotatoria tra SR245 – Via Castellana e Viale Kennedy



<i>Tipologia intersezione</i>	intersezione a rotatoria
<i>Distanza dall'ambito di intervento</i>	c.a. 1.400 m
<i>Ambito intersezione</i>	urbano
<i>Numero strade afferenti</i>	3
1 – SR245 – Via Castellana sud	strada principale
2 – Viale Kennedy	strada principale
3 – SR245 – Viale Castellana nord	strada secondaria
<i>Pendenza longitudinale</i>	nulla
<i>Marciaiedi / attraversamenti pedonali</i>	sì (attraversamenti arretrati)
<i>Piste ciclabili / attraversamenti ciclabili</i>	no
<i>Stato della pavimentazione</i>	buono
<i>Presenza illuminazione</i>	sì

3


Intersezione a rotatoria tra la SP84, Via Guizza Alta e Via San Benedetto



<i>Tipologia intersezione</i>	intersezione a rotatoria
<i>Distanza dall'ambito di intervento</i>	0.00 m
<i>Ambito intersezione</i>	urbano
<i>Numero strade afferenti</i>	4
1 – SP84 – Viale Kennedy	strada principale
2 – Via Guizza Alta	strada secondaria
2 – SP84 – Via Onaro	strada principale
3 – Via San Benedetto	strada secondaria
<i>Pendenza longitudinale</i>	nulla
<i>Marciaipiedi / attraversamenti pedonali</i>	sì (attraversamenti arretrati)
<i>Piste ciclabili / attraversamenti ciclabili</i>	sì (attraversamenti arretrati)
<i>Stato della pavimentazione</i>	buono
<i>Presenza illuminazione</i>	sì

4


Intersezione a raso tra la SP84 – Viale Kennedy e Via Don Sturzo



<i>Tipologia intersezione</i>	intersezione a raso
<i>Distanza dall'ambito di intervento</i>	c.a. 975 m
<i>Ambito intersezione</i>	urbano
<i>Numero strade afferenti</i>	3
1 – SP84 – Viale Kennedy sud	strada principale
2 – SP84 – Viale Kennedy sud	strada principale
3 – Via Don Sturzo	strada secondaria
<i>Pendenza longitudinale</i>	nulla
<i>Marciaiedi / attraversamenti pedonali</i>	sì
<i>Piste ciclabili / attraversamenti ciclabili</i>	sì
<i>Stato della pavimentazione</i>	buono
<i>Presenza illuminazione</i>	sì

5

Intersezione a raso tra Via San Benedetto e Via Canove



<i>Tipologia intersezione</i>	intersezione a raso
<i>Distanza dall'ambito di intervento</i>	c.a. 900 m
<i>Ambito intersezione</i>	urbano
<i>Numero strade afferenti</i>	3
1 – Via San Benedetto sud	strada principale
2 – Via San Benedetto nord	strada principale
3 – Via Canove	strada secondaria
<i>Pendenza longitudinale</i>	nulla
<i>Marciapiedi / attraversamenti pedonali</i>	no
<i>Piste ciclabili / attraversamenti ciclabili</i>	no
<i>Stato della pavimentazione</i>	buono
<i>Presenza illuminazione</i>	sì

6


Intersezione semaforizzata tra la SP84 – Via Onaro, Via Bigolo e Via Cimitero Vecchio



<i>Tipologia intersezione</i>	intersezione semaforizzata
<i>Distanza dall'ambito di intervento</i>	c.a. 270 m
<i>Ambito intersezione</i>	urbano
<i>Numero strade afferenti</i>	4
1 – SP84 – Via Onaro sud	strada principale
2 – Via Bigolo	strada secondaria
3 – SP84 – Via Onaro nord	strada principale
4 – Via Cimitero Vecchio	strada secondaria
<i>Pendenza longitudinale</i>	nulla
<i>Marciaipiedi / attraversamenti pedonali</i>	sì
<i>Piste ciclabili / attraversamenti ciclabili</i>	sì
<i>Stato della pavimentazione</i>	buono

7


Intersezione a raso tra la SP84 – Via Onaro e Via Sant'Ambrogio



<i>Tipologia intersezione</i>	intersezione a raso
<i>Distanza dall'ambito di intervento</i>	c.a. 500 m
<i>Ambito intersezione</i>	urbano
<i>Numero strade afferenti</i>	3
1 – SP84 – Via Onaro sud	strada principale
2 – SP84 – Via Onaro nord	strada principale
3 – Via Sant'Ambrogio	strada secondaria
<i>Pendenza longitudinale</i>	nulla
<i>Marciapiedi / attraversamenti pedonali</i>	sì
<i>Piste ciclabili / attraversamenti ciclabili</i>	sì
<i>Stato della pavimentazione</i>	buono
<i>Presenza illuminazione</i>	sì

8

Intersezione a raso tra la SP84 – Via Onaro e Via Gallese



<i>Tipologia intersezione</i>	intersezione a raso
<i>Distanza dall'ambito di intervento</i>	c.a. 600 m
<i>Ambito intersezione</i>	urbano
<i>Numero strade afferenti</i>	3
1 – SP84 – Via Onaro sud	strada principale
2 – Via Gallese	strada secondaria
3 – SP84 – Via Onaro nord	strada principale
<i>Pendenza longitudinale</i>	nulla
<i>Marciaiedi / attraversamenti pedonali</i>	sì
<i>Piste ciclabili / attraversamenti ciclabili</i>	sì
<i>Stato della pavimentazione</i>	buono
<i>Presenza illuminazione</i>	sì

9

Intersezione a raso tra la SP84 – Via Onaro e Via Fontane



<i>Tipologia intersezione</i>	intersezione a raso
<i>Distanza dall'ambito di intervento</i>	c.a. 750 m
<i>Ambito intersezione</i>	urbano
<i>Numero strade afferenti</i>	3
1 – SP84 – Via Onaro sud	strada principale
2 – SP84 – Via Onaro nord	strada principale
3 – Via Fontane	strada secondaria
<i>Pendenza longitudinale</i>	nulla
<i>Marciapiedi / attraversamenti pedonali</i>	sì
<i>Piste ciclabili / attraversamenti ciclabili</i>	no
<i>Stato della pavimentazione</i>	buono
<i>Presenza illuminazione</i>	sì

B. RILIEVI DI TRAFFICO

B.1 RILIEVI AUTOMATICI DI TRAFFICO MEDIANTE STRUMENTAZIONE RADAR

Al fine di monitorare le principali caratteristiche del traffico, è stata condotta un'indagine relativamente ai flussi di traffico giornalieri per fasce orarie (00.00-24.00).

L'analisi è stata possibile mediante l'effettuazione di rilievi automatici lungo la viabilità di interesse. I rilievi sono stati eseguiti tramite strumentazione radar, installata esternamente alla sede stradale, senza arrecare alcun disturbo al normale deflusso veicolare.

Di seguito si propone una sintetica tabella riportante il numero dei radar e gli assi stradali lungo i quali cui sono stati collocati:

Numerazione radar	Corsie rilevate	Posizione
Radar 1	1	Via Guizza Alta dir. nord-ovest
Radar 2	1	Via Guizza Alta dir. sud-est
Radar 3	1	SP84 – Via Onaro dir. sud
Radar 4	1	SP84 – Via Onaro dir. nord
Radar 5	1	Via San Benedetto dir. nord
Radar 6	1	Via San Benedetto dir. sud
Radar 7	1	SP84 – Viale Kennedy dir. nord
Radar 8	1	SP84 – Viale Kennedy dir. sud
Radar 9	1	Via Roma dir. nord
Radar 10	1	Via Roma dir. sud
Radar 11	1	SR245 – Via Castellana dir. nord-ovest
Radar 12	1	SR245 – Via Castellana dir. sud-est
Radar 13	1	SR515 – Via Treviso dir. sud-ovest
Radar 14	1	SR515 – Via Treviso dir. nord-est

Tabella B.1 – Specifica radar




Figura B.1 – Posizionamento apparecchiature radar

Nello specifico, dopo una chiara illustrazione delle sezioni stabilite per il rilievo si riportano i dati di traffico relativi a ciascuna postazione specificando per i giorni da venerdì 17 a giovedì 23 maggio 2024:

- dati generali accompagnati da documentazione fotografica;
- volumi di traffico suddivisi per intervalli temporali di 15 minuti;
- volumi di traffico orari;
- grafici finali.

B.2 RILIEVI MANUALI ALLE INTERSEZIONI

Sono stati eseguiti dei rilievi manuali in corrispondenza delle principali intersezioni prossime all'ambito di intervento:

- 1 Intersezione a rotatoria tra SR245 – Via Castellana, SR515 – Via Treviso e Via Roma;
- 2 Intersezione a rotatoria tra SR245 – Via Castellana e SP84 – Viale Kennedy;
- 3 Intersezione a raso tra SP84 – Viale Kennedy e Via Don Sturzo;
- 4 Intersezione a rotatoria tra SP84 – Viale Kennedy, Via Guizza Alta, SP84 – Via Onaro e Via San Benedetto.

I rilievi sono stati eseguiti in data mercoledì 6 marzo 2024 nell'intervallo critico della sera. Ogni corrente di traffico interessante le singole intersezioni è stata monitorata da vari operatori compilando appositi moduli di rilevamento sui quali sono stati annotati i passaggi dei veicoli distinti per classe veicolare e per orario. Di seguito, per ciascuna intersezione si riportano per l'ora di punta del sistema:

- uno schema delle manovre e la tabella relativa in riferimento all'intervallo temporale 18.00 – 19.00;
- le matrici O/D in veicoli totali ed equivalenti dell'intersezione in riferimento all'ora di punta.

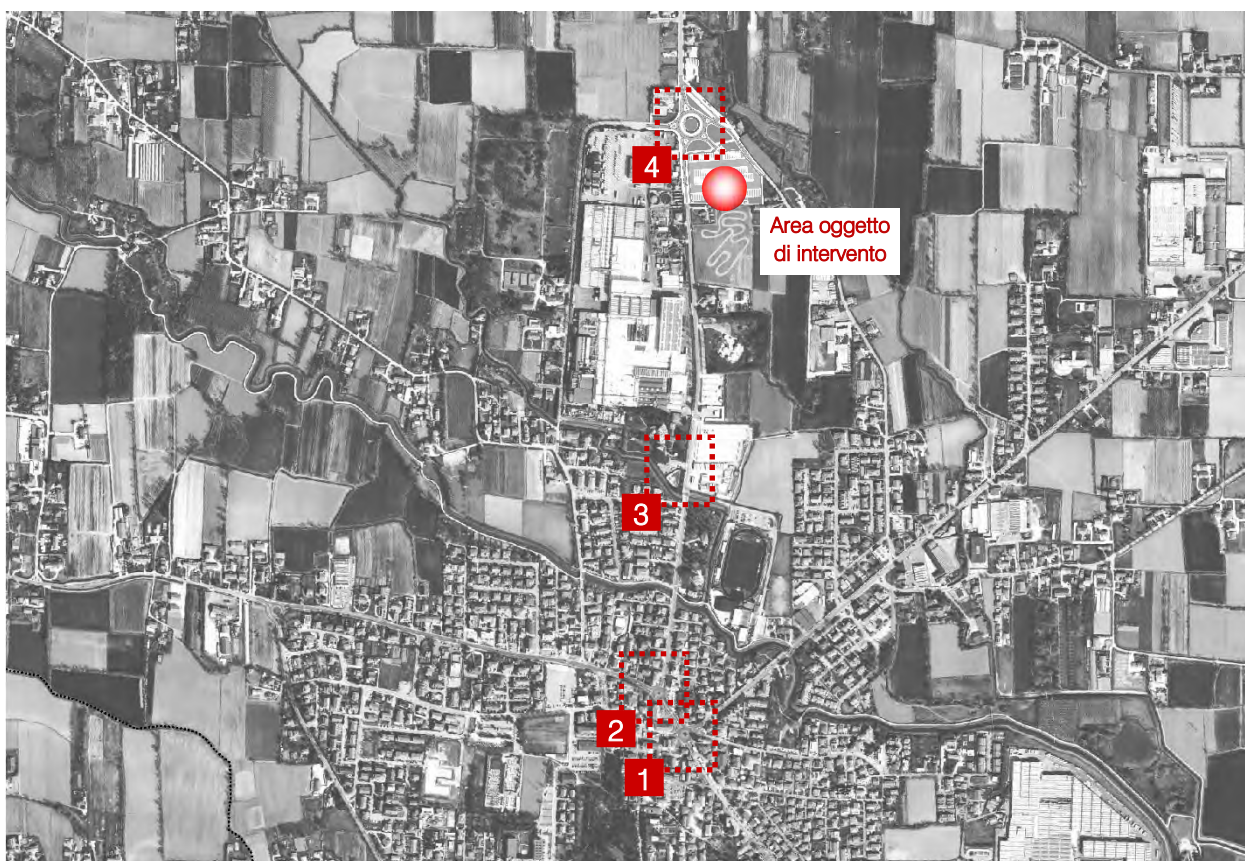


Figura B.2 – Intersezioni oggetto di rilievo manuale

RILIEVI AUTOMATICI: RADAR 1

DATI GENERALI

Via Guizza Alta, dir. nord-ovest

Giorni di rilievo

venerdì 17 maggio 2024

sabato 18 maggio 2024

domenica 19 maggio 2024

lunedì 20 maggio 2024

martedì 21 maggio 2024

mercoledì 22 maggio 2024

giovedì 23 maggio 2024



Allegati - Radar 1.xlsx



VOLUME DI TRAFFICO INTERVALLO TEMPORALE 15 min

venerdì 17 maggio 2024

	A	M	L	P	Veicoli totali	Veic. eq.
0:00	0	0	0	0	0	0
0:15	0	0	0	0	0	0
0:30	0	0	0	0	0	0
0:45	1	0	0	0	1	1
1:00	0	0	0	0	0	0
1:15	0	0	0	0	0	0
1:30	0	0	0	0	0	0
1:45	0	0	0	0	0	0
2:00	0	0	0	0	0	0
2:15	0	0	0	0	0	0
2:30	0	0	0	0	0	0
2:45	2	0	0	0	2	2
3:00	1	0	0	1	2	3
3:15	0	0	0	0	0	0
3:30	0	0	0	0	0	0
3:45	0	0	0	0	0	0
4:00	2	0	0	1	3	4
4:15	2	1	1	1	5	6
4:30	0	0	0	0	0	0
4:45	2	0	2	1	5	7
5:00	2	0	1	1	4	6
5:15	3	0	1	1	5	7
5:30	5	0	0	1	6	7
5:45	4	0	1	1	6	8
6:00	4	0	0	3	7	10
6:15	4	0	0	0	4	4
6:30	8	0	1	1	10	12
6:45	12	0	1	1	14	16
7:00	6	0	1	0	7	8
7:15	11	0	0	0	11	11
7:30	9	0	0	1	10	11
7:45	19	0	1	0	20	21
8:00	18	0	1	0	19	20
8:15	22	0	2	0	24	25
8:30	20	1	0	1	22	23
8:45	10	0	0	1	11	12
9:00	6	0	1	0	7	8
9:15	9	0	1	0	10	11
9:30	8	0	1	1	10	12
9:45	10	0	0	0	10	10
10:00	5	0	0	0	5	5
10:15	7	0	1	0	8	9
10:30	3	0	0	1	4	5
10:45	7	0	0	0	7	7
11:00	9	0	0	0	9	9
11:15	5	0	1	0	6	7
11:30	5	0	2	0	7	8
11:45	9	0	1	0	10	11
12:00	13	0	0	0	13	13
12:15	11	1	1	0	13	13
12:30	17	0	0	0	17	17
12:45	9	0	0	0	9	9
13:00	9	0	1	1	11	13
13:15	10	0	1	0	11	12
13:30	3	0	0	0	3	3
13:45	11	0	0	0	11	11
14:00	14	0	2	1	17	19
14:15	12	0	1	0	13	14
14:30	8	0	0	1	9	10
14:45	11	0	0	0	11	11
15:00	7	0	0	0	7	7
15:15	13	0	1	1	15	17
15:30	9	0	0	0	9	9
15:45	7	0	1	1	9	11
16:00	5	0	2	0	7	8
16:15	14	0	3	0	17	19
16:30	13	1	4	1	19	22
16:45	14	1	0	0	15	15
17:00	12	0	1	1	14	16
17:15	17	0	0	0	17	17
17:30	16	1	1	0	18	18
17:45	16	0	0	0	16	16
18:00	15	0	1	0	16	17
18:15	21	0	0	1	22	23
18:30	14	0	1	0	15	16
18:45	9	1	0	0	10	10
19:00	15	0	0	0	15	15
19:15	13	0	1	0	14	15
19:30	15	0	0	0	15	15
19:45	12	0	0	0	12	12
20:00	4	0	0	0	4	4
20:15	4	0	0	0	4	4
20:30	3	0	0	0	3	3
20:45	6	0	0	1	7	8
21:00	3	0	0	0	3	3
21:15	8	0	0	0	8	8
21:30	5	0	0	0	5	5
21:45	1	0	0	0	1	1
22:00	3	0	0	0	3	3
22:15	3	0	0	1	4	5
22:30	0	0	0	0	0	0
22:45	0	0	0	0	0	0
23:00	1	0	0	0	1	1
23:15	4	0	0	0	4	4
23:30	0	0	0	0	0	0
23:45	3	0	0	0	3	3

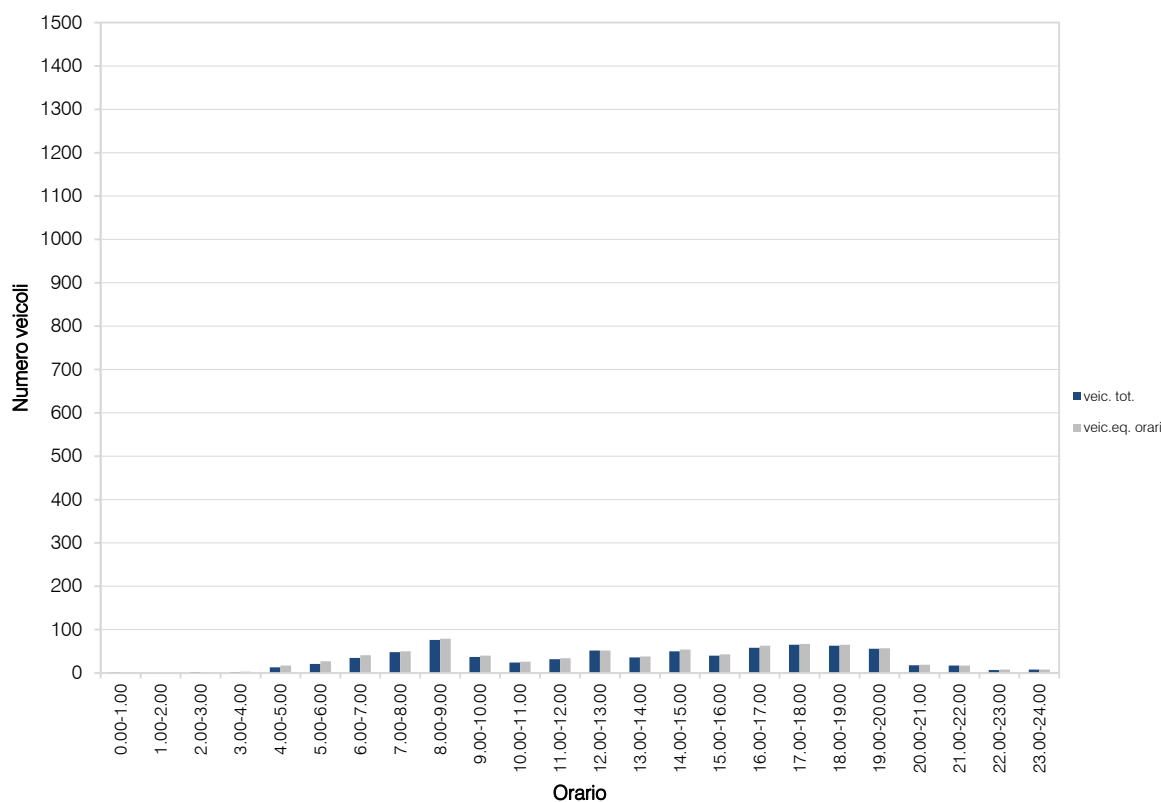
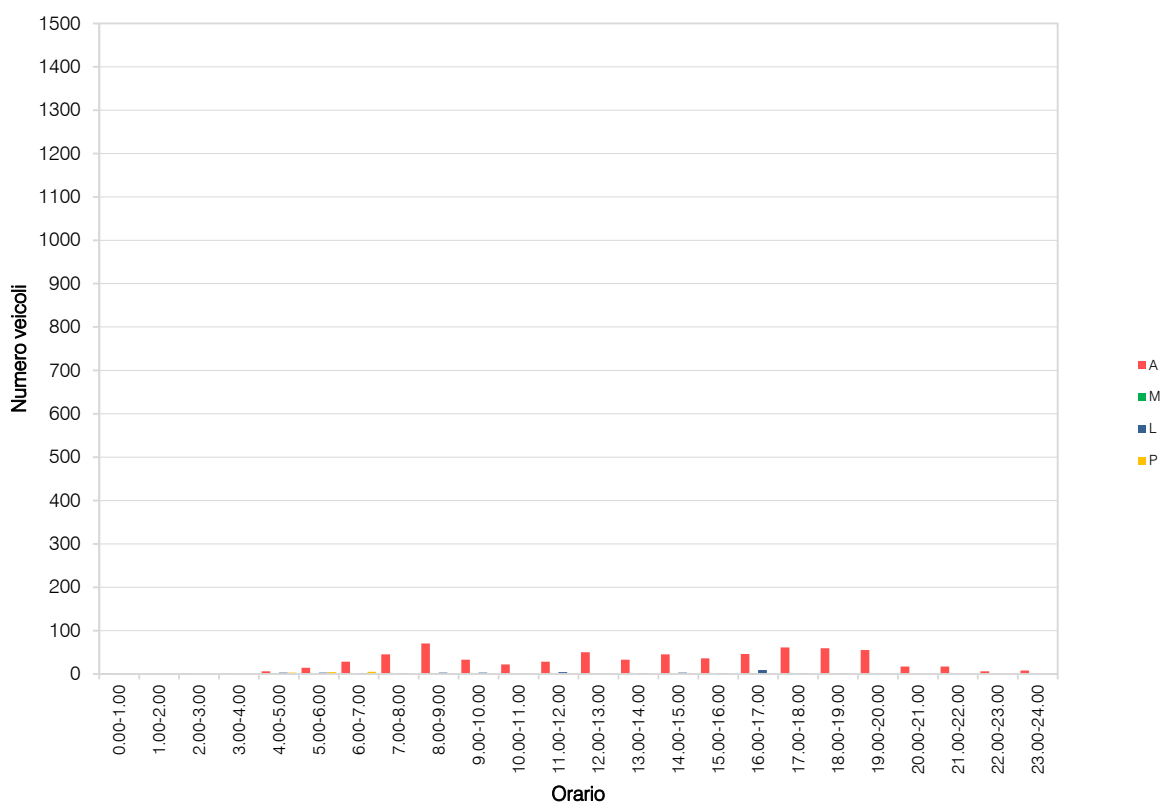
VOLUME DI TRAFFICO INTERVALLO TEMPORALE 60 min

venerdì 17 maggio 2024

	A	M	L	P	veicoli totali	veicoli equivalenti orari
0.00-1.00	1	0	0	0	1	1
1.00-2.00	0	0	0	0	0	0
2.00-3.00	2	0	0	0	2	2
3.00-4.00	1	0	0	1	2	3
4.00-5.00	6	1	3	3	13	17
5.00-6.00	14	0	3	4	21	27
6.00-7.00	28	0	2	5	35	41
7.00-8.00	45	0	2	1	48	50
8.00-9.00	70	1	3	2	76	79
9.00-10.00	33	0	3	1	37	40
10.00-11.00	22	0	1	1	24	26
11.00-12.00	28	0	4	0	32	34
12.00-13.00	50	1	1	0	52	52
13.00-14.00	33	0	2	1	36	38
14.00-15.00	45	0	3	2	50	54
15.00-16.00	36	0	2	2	40	43
16.00-17.00	46	2	9	1	58	63
17.00-18.00	61	1	2	1	65	67
18.00-19.00	59	1	2	1	63	65
19.00-20.00	55	0	1	0	56	57
20.00-21.00	17	0	0	1	18	19
21.00-22.00	17	0	0	0	17	17
22.00-23.00	6	0	0	1	7	8
23.00-24.00	8	0	0	0	8	8
TOT					761	811

ELABORAZIONI GRAFICHE

venerdì 17 maggio 2024



VOLUME DI TRAFFICO INTERVALLO TEMPORALE 15 min

sabato 18 maggio 2024

	A	M	L	P	Veicoli totali	Veic. eq.
0:00	1	0	0	0	1	1
0:15	3	0	0	0	3	3
0:30	2	0	0	0	2	2
0:45	1	0	0	0	1	1
1:00	0	0	0	0	0	0
1:15	0	0	0	0	0	0
1:30	1	0	0	0	1	1
1:45	0	0	0	0	0	0
2:00	0	0	0	0	0	0
2:15	0	0	0	0	0	0
2:30	0	0	0	0	0	0
2:45	0	0	0	0	0	0
3:00	0	0	0	0	0	0
3:15	1	0	0	1	2	3
3:30	0	0	0	0	0	0
3:45	0	0	0	0	0	0
4:00	0	0	0	0	0	0
4:15	1	0	0	0	1	1
4:30	1	0	0	0	1	1
4:45	0	0	0	0	0	0
5:00	1	0	0	0	1	1
5:15	0	0	0	0	0	0
5:30	5	0	0	0	5	5
5:45	1	0	0	0	1	1
6:00	2	0	0	0	2	2
6:15	1	0	0	0	1	1
6:30	4	0	0	0	4	4
6:45	9	0	0	1	10	11
7:00	5	0	0	0	5	5
7:15	6	0	0	1	7	8
7:30	7	0	0	0	7	7
7:45	2	0	0	0	2	2
8:00	1	0	0	0	1	1
8:15	12	0	0	0	12	12
8:30	11	1	0	0	12	12
8:45	14	0	0	1	15	16
9:00	8	0	0	0	8	8
9:15	5	0	0	0	5	5
9:30	9	0	0	0	9	9
9:45	12	0	1	0	13	14
10:00	11	0	0	0	11	11
10:15	9	0	0	0	9	9
10:30	9	0	0	0	9	9
10:45	7	0	0	1	8	9
11:00	7	0	1	0	8	9
11:15	7	0	0	0	7	7
11:30	12	0	0	0	12	12
11:45	10	0	1	0	11	12
12:00	9	1	0	0	10	10
12:15	8	0	1	1	10	12
12:30	6	0	0	0	6	6
12:45	6	0	0	0	6	6
13:00	5	0	0	0	5	5
13:15	7	0	0	0	7	7
13:30	2	1	0	0	3	3
13:45	8	0	0	0	8	8
14:00	3	0	0	0	3	3
14:15	6	0	1	0	6	6
14:30	5	0	1	0	6	7
14:45	10	0	0	0	10	10
15:00	11	0	0	0	11	11
15:15	5	0	0	0	5	5
15:30	5	0	0	0	5	5
15:45	11	0	0	0	11	11
16:00	5	1	0	0	6	6
16:15	7	0	0	1	8	9
16:30	8	0	1	0	9	10
16:45	4	0	0	0	4	4
17:00	4	0	0	0	4	4
17:15	9	0	0	1	10	11
17:30	8	0	0	0	8	8
17:45	14	0	0	0	14	14
18:00	2	0	0	0	2	2
18:15	13	1	0	1	15	16
18:30	8	0	0	0	8	8
18:45	6	0	0	0	6	6
19:00	9	0	0	0	9	9
19:15	6	0	0	0	6	6
19:30	5	0	0	0	5	5
19:45	4	0	0	0	4	4
20:00	4	0	0	0	4	4
20:15	3	0	0	0	3	3
20:30	3	0	0	0	3	3
20:45	2	0	0	0	2	2
21:00	4	0	0	0	4	4
21:15	5	0	0	0	5	5
21:30	2	0	0	0	2	2
21:45	4	0	0	0	4	4
22:00	2	0	0	0	2	2
22:15	1	0	0	0	1	1
22:30	2	0	0	0	2	2
22:45	4	0	0	0	4	4
23:00	2	0	0	0	2	2
23:15	1	0	0	0	1	1
23:30	3	0	0	0	3	3
23:45	1	0	0	0	1	1

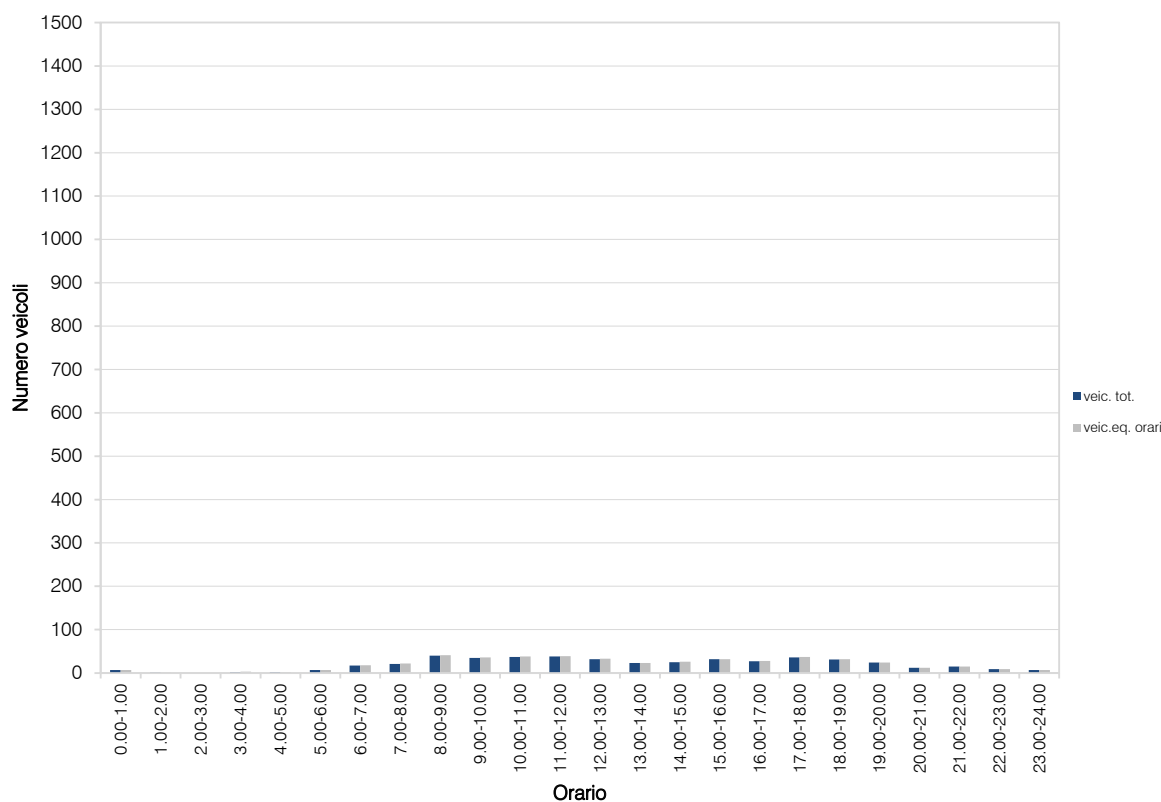
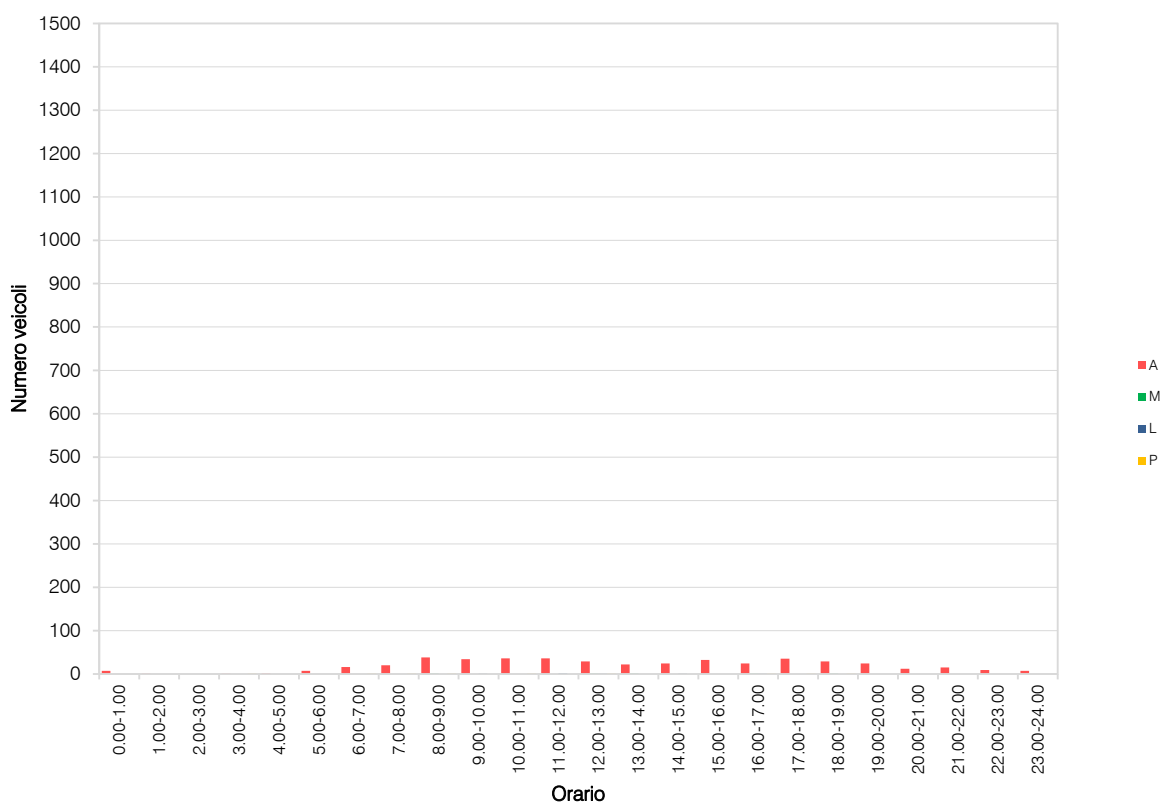
VOLUME DI TRAFFICO INTERVALLO TEMPORALE 60 min

sabato 18 maggio 2024

	<i>A</i>	<i>M</i>	<i>L</i>	<i>P</i>	<i>veicoli totali</i>	<i>veicoli equivalenti orari</i>
0.00-1.00	7	0	0	0	7	7
1.00-2.00	1	0	0	0	1	1
2.00-3.00	0	0	0	0	0	0
3.00-4.00	1	0	0	1	2	3
4.00-5.00	2	0	0	0	2	2
5.00-6.00	7	0	0	0	7	7
6.00-7.00	16	0	0	1	17	18
7.00-8.00	20	0	0	1	21	22
8.00-9.00	38	1	0	1	40	41
9.00-10.00	34	0	1	0	35	36
10.00-11.00	36	0	0	1	37	38
11.00-12.00	36	0	2	0	38	39
12.00-13.00	29	1	1	1	32	33
13.00-14.00	22	1	0	0	23	23
14.00-15.00	24	0	1	0	25	26
15.00-16.00	32	0	0	0	32	32
16.00-17.00	24	1	1	1	27	28
17.00-18.00	35	0	0	1	36	37
18.00-19.00	29	1	0	1	31	32
19.00-20.00	24	0	0	0	24	24
20.00-21.00	12	0	0	0	12	12
21.00-22.00	15	0	0	0	15	15
22.00-23.00	9	0	0	0	9	9
23.00-24.00	7	0	0	0	7	7
	TOT				480	492

ELABORAZIONI GRAFICHE

sabato 18 maggio 2024



VOLUME DI TRAFFICO INTERVALLO TEMPORALE 15 min

domenica 19 maggio 2024

	A	M	L	P	Veicoli totali	Veic. eq.
0:00	1	0	0	0	1	1
0:15	1	0	0	0	1	1
0:30	3	0	0	0	3	3
0:45	0	0	0	0	0	0
1:00	2	0	0	0	2	2
1:15	0	0	0	0	0	0
1:30	2	0	0	0	2	2
1:45	1	0	0	0	1	1
2:00	1	0	0	0	1	1
2:15	1	0	0	0	1	1
2:30	0	0	0	0	0	0
2:45	0	0	0	0	0	0
3:00	1	0	0	0	1	1
3:15	1	0	0	0	1	1
3:30	0	0	0	0	0	0
3:45	0	0	0	0	0	0
4:00	0	0	0	0	0	0
4:15	0	1	0	0	1	1
4:30	0	0	0	0	0	0
4:45	0	0	0	0	0	0
5:00	0	0	0	0	0	0
5:15	1	0	0	0	1	1
5:30	2	0	0	0	2	2
5:45	0	0	0	0	0	0
6:00	0	0	0	0	0	0
6:15	1	0	0	0	1	1
6:30	2	0	0	0	2	2
6:45	2	0	0	0	2	2
7:00	3	0	0	0	3	3
7:15	1	0	0	0	1	1
7:30	3	1	0	0	4	4
7:45	6	1	1	0	8	8
8:00	2	0	0	0	2	2
8:15	3	0	0	0	3	3
8:30	2	0	0	0	2	2
8:45	4	0	0	0	4	4
9:00	6	0	0	0	6	6
9:15	8	0	0	0	8	8
9:30	2	0	0	0	2	2
9:45	8	0	0	0	8	8
10:00	4	0	0	0	4	4
10:15	5	0	0	0	5	5
10:30	10	0	0	0	10	10
10:45	7	1	0	0	8	8
11:00	3	0	0	0	3	3
11:15	2	0	0	0	2	2
11:30	6	0	0	0	6	6
11:45	8	0	0	0	8	8
12:00	8	0	0	0	8	8
12:15	6	0	0	0	6	6
12:30	2	0	0	0	2	2
12:45	5	0	0	0	5	5
13:00	0	0	0	0	0	0
13:15	3	0	0	0	3	3
13:30	1	0	0	0	1	1
13:45	2	0	0	0	2	2
14:00	4	0	0	0	4	4
14:15	0	1	0	0	1	1
14:30	4	1	0	0	5	5
14:45	4	0	0	0	4	4
15:00	5	2	0	0	7	6
15:15	1	0	0	0	1	1
15:30	8	0	0	0	8	8
15:45	0	0	0	0	0	0
16:00	6	0	0	0	6	6
16:15	3	0	0	0	3	3
16:30	8	0	0	0	8	8
16:45	7	0	0	0	7	7
17:00	8	0	0	0	8	8
17:15	11	0	0	0	11	11
17:30	4	0	0	0	4	4
17:45	3	0	0	0	3	3
18:00	5	0	0	0	5	5
18:15	3	0	0	0	3	3
18:30	6	0	0	0	6	6
18:45	5	0	0	0	5	5
19:00	8	0	0	0	8	8
19:15	7	0	0	0	7	7
19:30	6	0	0	0	6	6
19:45	5	0	0	0	5	5
20:00	9	0	0	0	9	9
20:15	5	0	0	0	5	5
20:30	4	0	0	0	4	4
20:45	2	0	0	0	2	2
21:00	1	0	0	0	1	1
21:15	0	0	0	0	0	0
21:30	3	0	0	0	3	3
21:45	2	0	0	0	2	2
22:00	2	0	0	0	2	2
22:15	2	0	0	0	2	2
22:30	1	0	0	0	1	1
22:45	0	0	0	0	0	0
23:00	1	0	0	0	1	1
23:15	0	0	0	0	0	0
23:30	2	0	0	0	2	2
23:45	1	0	0	0	1	1

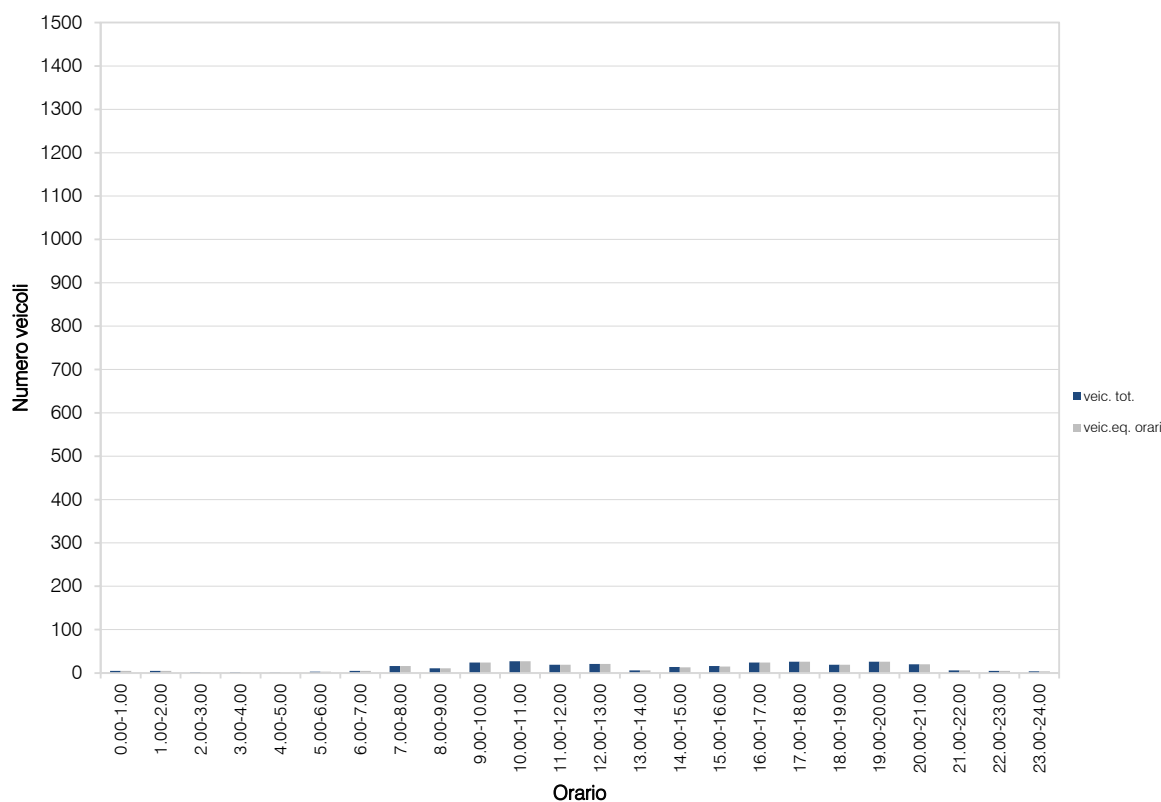
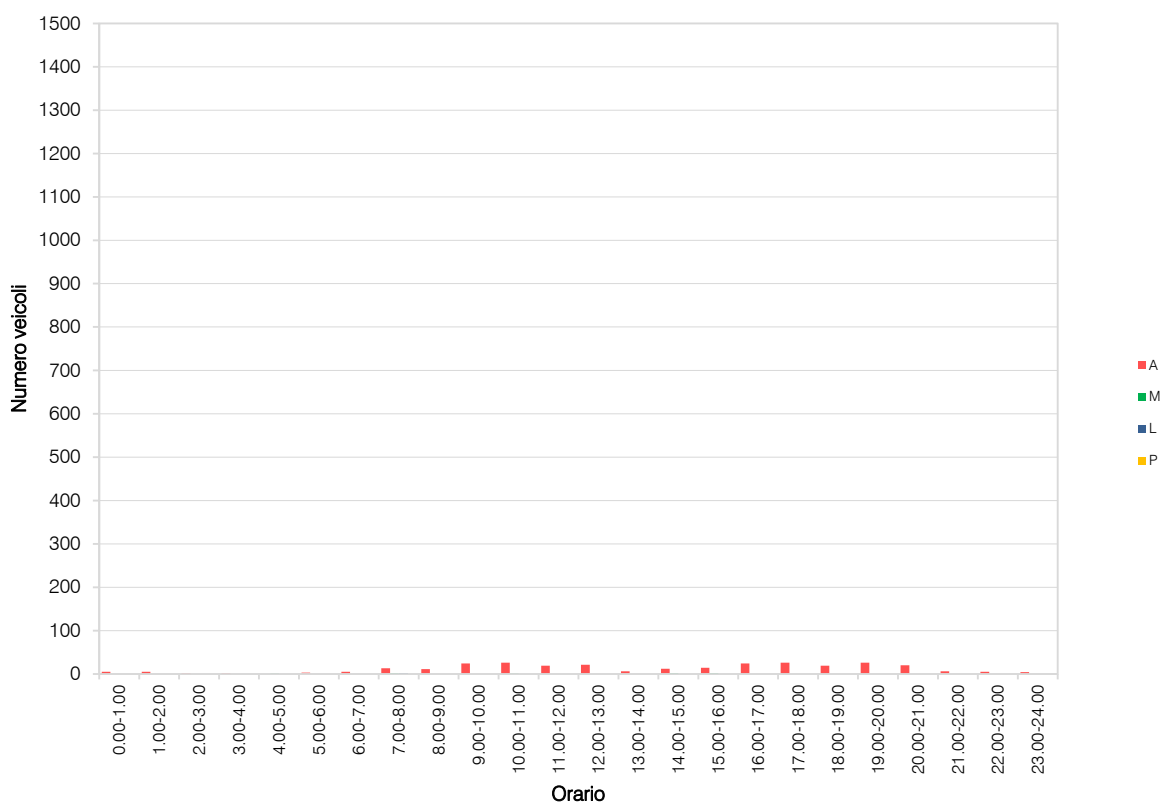
VOLUME DI TRAFFICO INTERVALLO TEMPORALE 60 min

domenica 19 maggio 2024

	A	M	L	P	veicoli totali	veicoli equivalenti orari
0.00-1.00	5	0	0	0	5	5
1.00-2.00	5	0	0	0	5	5
2.00-3.00	2	0	0	0	2	2
3.00-4.00	2	0	0	0	2	2
4.00-5.00	0	1	0	0	1	1
5.00-6.00	3	0	0	0	3	3
6.00-7.00	5	0	0	0	5	5
7.00-8.00	13	2	1	0	16	16
8.00-9.00	11	0	0	0	11	11
9.00-10.00	24	0	0	0	24	24
10.00-11.00	26	1	0	0	27	27
11.00-12.00	19	0	0	0	19	19
12.00-13.00	21	0	0	0	21	21
13.00-14.00	6	0	0	0	6	6
14.00-15.00	12	2	0	0	14	13
15.00-16.00	14	2	0	0	16	15
16.00-17.00	24	0	0	0	24	24
17.00-18.00	26	0	0	0	26	26
18.00-19.00	19	0	0	0	19	19
19.00-20.00	26	0	0	0	26	26
20.00-21.00	20	0	0	0	20	20
21.00-22.00	6	0	0	0	6	6
22.00-23.00	5	0	0	0	5	5
23.00-24.00	4	0	0	0	4	4
TOT					307	305

ELABORAZIONI GRAFICHE

domenica 19 maggio 2024



VOLUME DI TRAFFICO INTERVALLO TEMPORALE 15 min

lunedì 20 maggio 2024

	A	M	L	P	Veicoli totali	Veic. eq.
0:00	0	0	0	0	0	0
0:15	0	0	0	0	0	0
0:30	0	0	0	0	0	0
0:45	1	0	0	0	1	1
1:00	0	0	0	0	0	0
1:15	0	0	0	0	0	0
1:30	0	0	0	0	0	0
1:45	0	0	0	0	0	0
2:00	0	0	0	0	0	0
2:15	0	0	0	0	0	0
2:30	0	0	0	0	0	0
2:45	2	0	0	0	2	2
3:00	1	0	0	1	2	3
3:15	0	0	0	0	0	0
3:30	0	0	0	0	0	0
3:45	0	0	0	0	0	0
4:00	2	0	0	1	3	4
4:15	2	1	1	1	5	6
4:30	0	0	0	0	0	0
4:45	2	0	2	1	5	7
5:00	2	0	1	1	4	6
5:15	3	0	1	1	5	7
5:30	5	0	0	1	6	7
5:45	4	0	1	1	6	8
6:00	4	0	0	3	7	10
6:15	4	0	0	0	4	4
6:30	7	0	1	1	9	11
6:45	12	0	1	1	14	16
7:00	5	0	1	0	6	7
7:15	9	0	0	0	9	9
7:30	8	0	0	1	9	10
7:45	22	0	1	0	23	24
8:00	17	0	1	0	18	19
8:15	22	0	2	0	24	25
8:30	21	1	0	1	23	24
8:45	9	0	0	1	10	11
9:00	5	0	1	0	6	7
9:15	9	0	1	0	10	11
9:30	9	0	1	1	11	13
9:45	11	0	0	0	11	11
10:00	6	0	0	0	6	6
10:15	7	0	1	0	8	9
10:30	3	0	0	1	4	5
10:45	7	0	0	0	7	7
11:00	8	0	0	0	8	8
11:15	6	0	1	0	7	8
11:30	6	0	2	0	8	9
11:45	10	0	1	0	11	12
12:00	13	0	0	0	13	13
12:15	13	1	1	0	15	15
12:30	17	0	0	0	17	17
12:45	10	0	0	0	10	10
13:00	8	0	1	1	10	12
13:15	9	0	1	0	10	11
13:30	3	0	0	0	3	3
13:45	9	0	0	0	9	9
14:00	17	0	2	1	20	22
14:15	11	0	1	0	12	13
14:30	8	0	0	1	9	10
14:45	11	0	0	0	11	11
15:00	6	0	0	0	6	6
15:15	13	0	1	1	15	17
15:30	8	0	0	0	8	8
15:45	7	0	1	1	9	11
16:00	4	0	2	0	6	7
16:15	13	0	3	0	16	18
16:30	15	1	5	1	22	25
16:45	16	1	0	0	17	17
17:00	10	0	1	1	12	14
17:15	20	0	0	0	20	20
17:30	13	1	1	0	15	15
17:45	17	0	0	0	17	17
18:00	18	0	1	0	19	20
18:15	21	0	0	1	22	23
18:30	13	0	1	0	14	15
18:45	10	1	0	0	11	11
19:00	16	0	0	0	16	16
19:15	15	0	1	0	16	17
19:30	17	0	0	0	17	17
19:45	10	0	0	0	10	10
20:00	3	0	0	0	3	3
20:15	4	0	0	0	4	4
20:30	3	0	0	0	3	3
20:45	7	0	0	1	8	9
21:00	3	0	0	0	3	3
21:15	9	0	0	0	9	9
21:30	6	0	0	0	6	6
21:45	1	0	0	0	1	1
22:00	3	0	0	0	3	3
22:15	3	0	0	1	4	5
22:30	0	0	0	0	0	0
22:45	0	0	0	0	0	0
23:00	1	0	0	0	1	1
23:15	4	0	0	0	4	4
23:30	0	0	0	0	0	0
23:45	3	0	0	0	3	3

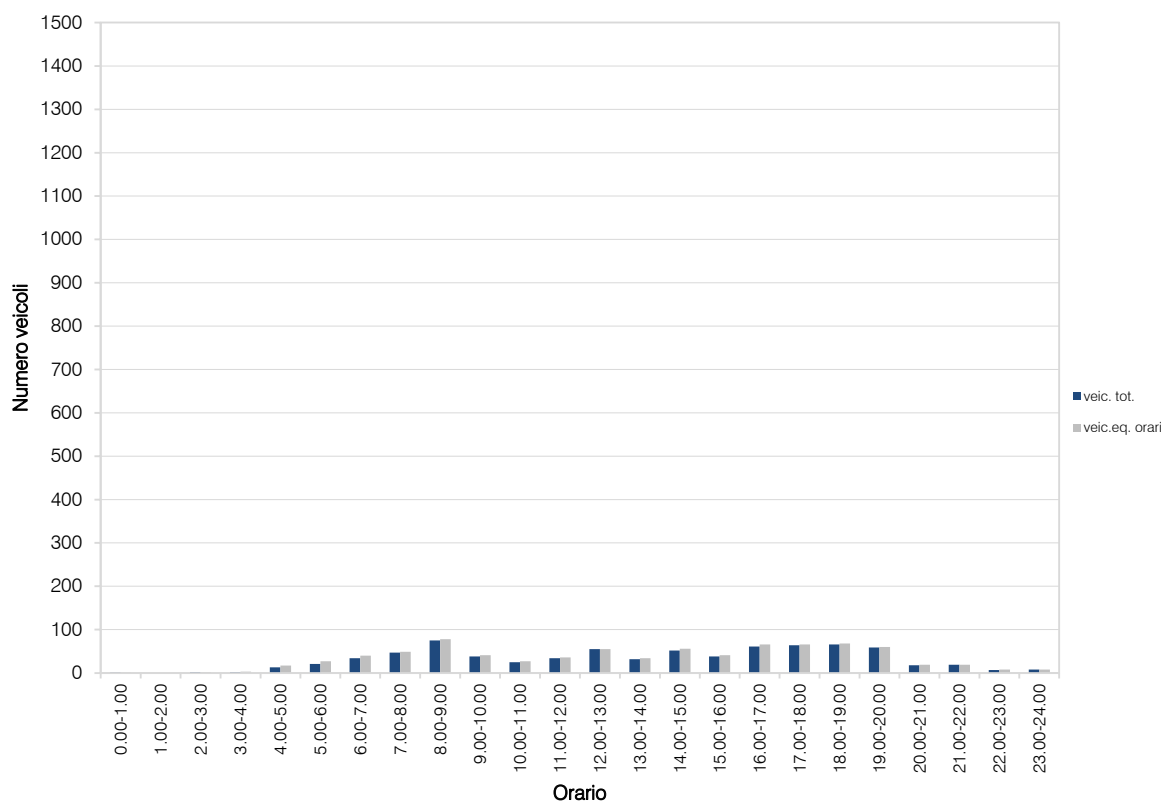
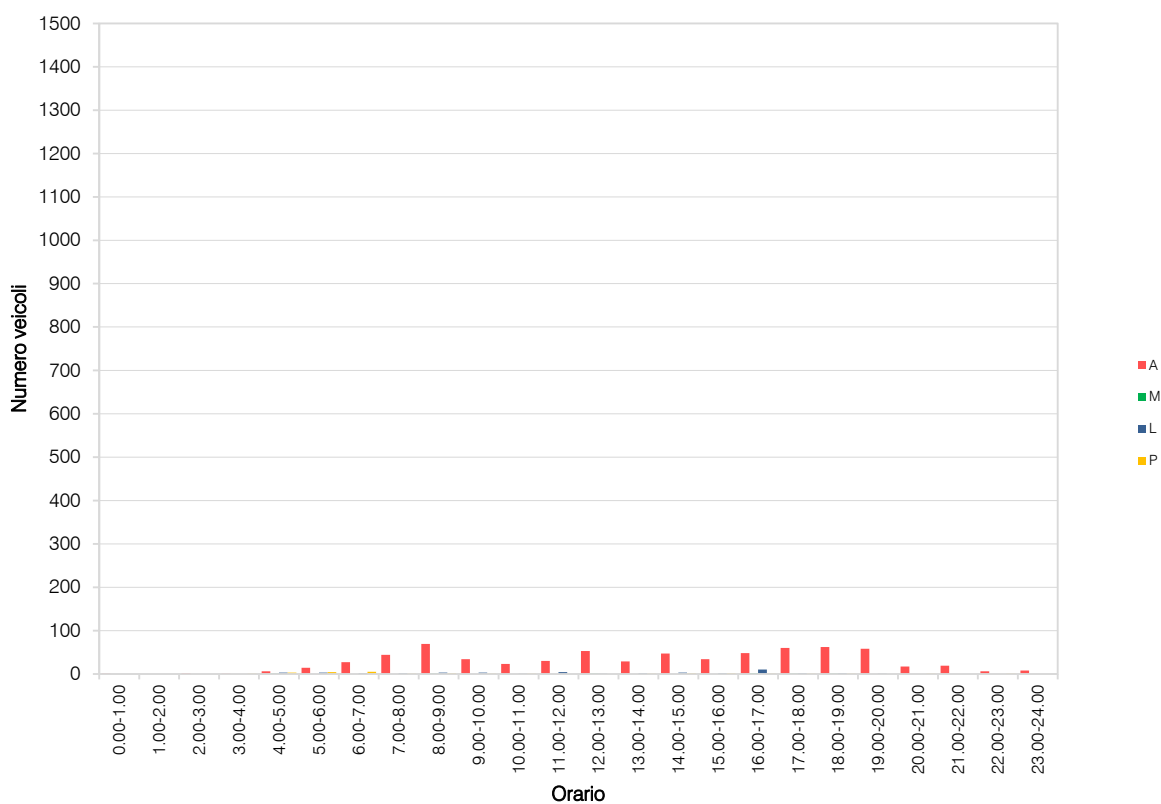
VOLUME DI TRAFFICO INTERVALLO TEMPORALE 60 min

lunedì 20 maggio 2024

	A	M	L	P	veicoli totali	veicoli equivalenti orari
0.00-1.00	1	0	0	0	1	1
1.00-2.00	0	0	0	0	0	0
2.00-3.00	2	0	0	0	2	2
3.00-4.00	1	0	0	1	2	3
4.00-5.00	6	1	3	3	13	17
5.00-6.00	14	0	3	4	21	27
6.00-7.00	27	0	2	5	34	40
7.00-8.00	44	0	2	1	47	49
8.00-9.00	69	1	3	2	75	78
9.00-10.00	34	0	3	1	38	41
10.00-11.00	23	0	1	1	25	27
11.00-12.00	30	0	4	0	34	36
12.00-13.00	53	1	1	0	55	55
13.00-14.00	29	0	2	1	32	34
14.00-15.00	47	0	3	2	52	56
15.00-16.00	34	0	2	2	38	41
16.00-17.00	48	2	10	1	61	66
17.00-18.00	60	1	2	1	64	66
18.00-19.00	62	1	2	1	66	68
19.00-20.00	58	0	1	0	59	60
20.00-21.00	17	0	0	1	18	19
21.00-22.00	19	0	0	0	19	19
22.00-23.00	6	0	0	1	7	8
23.00-24.00	8	0	0	0	8	8
TOT					771	821

ELABORAZIONI GRAFICHE

lunedì 20 maggio 2024



VOLUME DI TRAFFICO INTERVALLO TEMPORALE 15 min

martedì 21 maggio 2024

	A	M	L	P	Veicoli totali	Veic. eq.
0:00	0	0	0	0	0	0
0:15	0	0	0	0	0	0
0:30	0	0	0	0	0	0
0:45	1	0	0	0	1	1
1:00	0	0	0	0	0	0
1:15	0	0	0	0	0	0
1:30	0	0	0	0	0	0
1:45	0	0	0	0	0	0
2:00	0	0	0	0	0	0
2:15	0	0	0	0	0	0
2:30	0	0	0	0	0	0
2:45	2	0	0	0	2	2
3:00	1	0	0	1	2	3
3:15	0	0	0	0	0	0
3:30	0	0	0	0	0	0
3:45	0	0	0	0	0	0
4:00	2	0	0	1	3	4
4:15	2	1	1	1	5	6
4:30	0	0	0	0	0	0
4:45	2	0	2	1	5	7
5:00	2	0	1	1	4	6
5:15	3	0	1	1	5	7
5:30	5	0	0	1	6	7
5:45	4	0	1	1	6	8
6:00	4	0	0	3	7	10
6:15	4	0	0	0	4	4
6:30	8	0	1	1	10	12
6:45	13	0	1	1	15	17
7:00	5	0	1	0	6	7
7:15	9	0	0	0	9	9
7:30	8	0	0	1	9	10
7:45	23	0	1	0	24	25
8:00	17	0	1	0	18	19
8:15	22	0	2	0	24	25
8:30	17	1	0	1	19	20
8:45	8	0	0	1	9	10
9:00	5	0	1	0	6	7
9:15	9	0	1	0	10	11
9:30	9	0	1	1	11	13
9:45	8	0	0	0	8	8
10:00	6	0	0	0	6	6
10:15	6	0	1	0	7	8
10:30	3	0	0	1	4	5
10:45	6	0	0	0	6	6
11:00	8	0	0	0	8	8
11:15	6	0	1	0	7	8
11:30	6	0	2	0	8	9
11:45	10	0	1	0	11	12
12:00	12	0	0	0	12	12
12:15	15	1	1	0	17	17
12:30	14	0	0	0	14	14
12:45	8	0	0	0	8	8
13:00	8	0	1	1	10	12
13:15	10	0	1	0	11	12
13:30	3	0	0	0	3	3
13:45	9	0	0	0	9	9
14:00	14	0	2	1	17	19
14:15	9	0	1	0	10	11
14:30	9	0	0	1	10	11
14:45	10	0	0	0	10	10
15:00	6	0	0	0	6	6
15:15	14	0	1	1	16	18
15:30	7	0	0	0	7	7
15:45	7	0	1	1	9	11
16:00	4	0	2	0	6	7
16:15	11	0	3	0	14	16
16:30	13	1	5	1	20	23
16:45	17	1	0	0	18	18
17:00	10	0	1	1	12	14
17:15	19	0	0	0	19	19
17:30	12	1	1	0	14	14
17:45	17	0	0	0	17	17
18:00	22	0	1	0	23	24
18:15	20	0	0	1	21	22
18:30	15	0	1	0	16	17
18:45	12	1	0	0	13	13
19:00	13	0	0	0	13	13
19:15	16	0	1	0	17	18
19:30	17	0	0	0	17	17
19:45	10	0	0	0	10	10
20:00	3	0	0	0	3	3
20:15	3	0	0	0	3	3
20:30	3	0	0	0	3	3
20:45	8	0	0	1	9	10
21:00	2	0	0	0	2	2
21:15	9	0	0	0	9	9
21:30	6	0	0	0	6	6
21:45	1	0	0	0	1	1
22:00	3	0	0	0	3	3
22:15	3	0	0	1	4	5
22:30	0	0	0	0	0	0
22:45	0	0	0	0	0	0
23:00	1	0	0	0	1	1
23:15	4	0	0	0	4	4
23:30	0	0	0	0	0	0
23:45	2	0	0	0	2	2

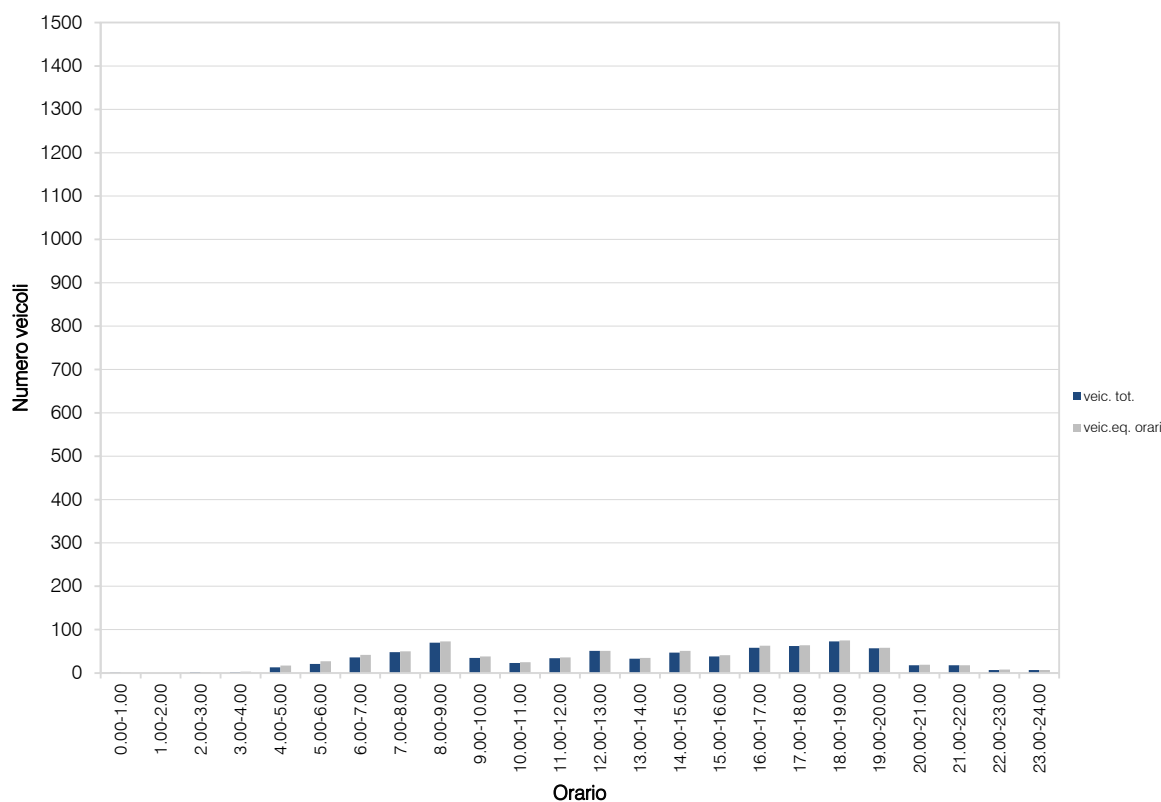
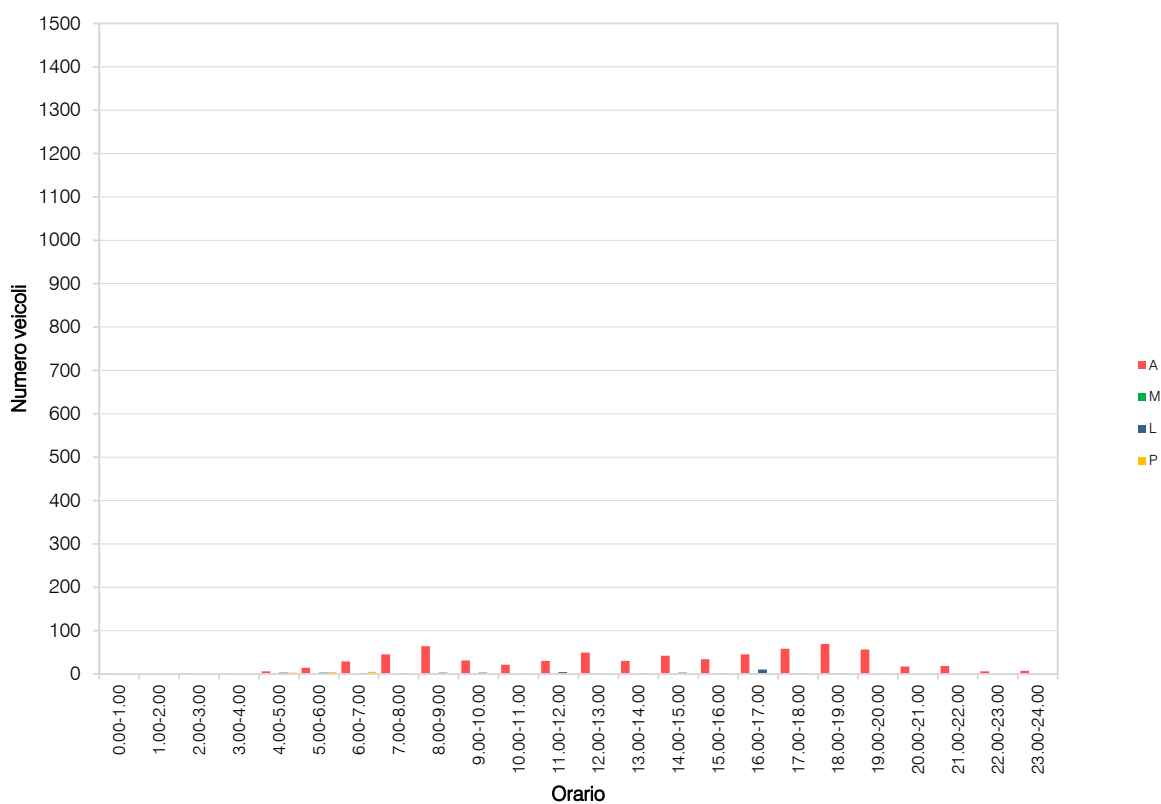
VOLUME DI TRAFFICO INTERVALLO TEMPORALE 60 min

martedì 21 maggio 2024

	A	M	L	P	veicoli totali	veicoli equivalenti orari
0.00-1.00	1	0	0	0	1	1
1.00-2.00	0	0	0	0	0	0
2.00-3.00	2	0	0	0	2	2
3.00-4.00	1	0	0	1	2	3
4.00-5.00	6	1	3	3	13	17
5.00-6.00	14	0	3	4	21	27
6.00-7.00	29	0	2	5	36	42
7.00-8.00	45	0	2	1	48	50
8.00-9.00	64	1	3	2	70	73
9.00-10.00	31	0	3	1	35	38
10.00-11.00	21	0	1	1	23	25
11.00-12.00	30	0	4	0	34	36
12.00-13.00	49	1	1	0	51	51
13.00-14.00	30	0	2	1	33	35
14.00-15.00	42	0	3	2	47	51
15.00-16.00	34	0	2	2	38	41
16.00-17.00	45	2	10	1	58	63
17.00-18.00	58	1	2	1	62	64
18.00-19.00	69	1	2	1	73	75
19.00-20.00	56	0	1	0	57	58
20.00-21.00	17	0	0	1	18	19
21.00-22.00	18	0	0	0	18	18
22.00-23.00	6	0	0	1	7	8
23.00-24.00	7	0	0	0	7	7
TOT					754	804

ELABORAZIONI GRAFICHE

martedì 21 maggio 2024



VOLUME DI TRAFFICO INTERVALLO TEMPORALE 15 min

mercoledì 22 maggio 2024

	A	M	L	P	Veicoli totali	Veic. eq.
0:00	0	0	0	0	0	0
0:15	0	0	0	0	0	0
0:30	0	0	0	0	0	0
0:45	1	0	0	0	1	1
1:00	0	0	0	0	0	0
1:15	0	0	0	0	0	0
1:30	0	0	0	0	0	0
1:45	0	0	0	0	0	0
2:00	0	0	0	0	0	0
2:15	0	0	0	0	0	0
2:30	0	0	0	0	0	0
2:45	2	0	0	0	2	2
3:00	1	0	0	1	2	3
3:15	0	0	0	0	0	0
3:30	0	0	0	0	0	0
3:45	0	0	0	0	0	0
4:00	2	0	0	1	3	4
4:15	2	10	1	1	14	11
4:30	0	0	0	0	0	0
4:45	2	0	2	1	5	7
5:00	2	0	1	1	4	6
5:15	3	0	1	1	5	7
5:30	4	0	0	1	5	6
5:45	4	0	1	1	6	8
6:00	3	0	0	2	5	7
6:15	3	0	0	0	3	3
6:30	6	0	1	1	8	10
6:45	9	0	1	1	11	13
7:00	4	0	1	0	5	6
7:15	9	0	0	0	9	9
7:30	7	0	0	1	8	9
7:45	20	0	1	0	21	22
8:00	14	0	1	0	15	16
8:15	21	0	2	0	23	24
8:30	17	10	0	1	28	24
8:45	7	0	0	1	8	9
9:00	5	0	1	0	6	7
9:15	7	0	1	0	8	9
9:30	9	0	1	1	11	13
9:45	8	0	0	0	8	8
10:00	6	0	0	0	6	6
10:15	6	0	1	0	7	8
10:30	3	0	0	1	4	5
10:45	7	0	0	0	7	7
11:00	8	0	0	0	8	8
11:15	5	0	1	0	6	7
11:30	5	0	2	0	7	8
11:45	8	0	1	0	9	10
12:00	10	0	0	0	10	10
12:15	10	9	1	0	20	16
12:30	11	0	0	0	11	11
12:45	9	0	0	0	9	9
13:00	7	0	1	1	9	11
13:15	8	0	1	0	9	10
13:30	2	0	0	0	2	2
13:45	6	0	0	0	6	6
14:00	12	0	2	1	15	17
14:15	8	0	1	0	9	10
14:30	8	0	0	1	9	10
14:45	11	0	0	0	11	11
15:00	4	0	0	0	4	4
15:15	12	0	1	1	14	16
15:30	7	0	0	0	7	7
15:45	6	0	1	1	8	10
16:00	4	0	2	0	6	7
16:15	9	0	4	0	13	15
16:30	10	8	5	1	24	24
16:45	15	9	0	0	24	20
17:00	9	0	1	1	11	13
17:15	18	0	0	0	18	18
17:30	10	9	1	0	20	16
17:45	16	0	0	0	16	16
18:00	17	0	1	0	18	19
18:15	17	0	0	1	18	19
18:30	12	0	1	0	13	14
18:45	13	9	0	0	22	18
19:00	13	0	0	0	13	13
19:15	15	0	1	0	16	17
19:30	15	0	0	0	15	15
19:45	8	0	0	0	8	8
20:00	3	0	0	0	3	3
20:15	3	0	0	0	3	3
20:30	2	0	0	0	2	2
20:45	6	0	0	1	7	8
21:00	2	0	0	0	2	2
21:15	7	0	0	0	7	7
21:30	5	0	0	0	5	5
21:45	1	0	0	0	1	1
22:00	3	0	0	0	3	3
22:15	3	0	0	1	4	5
22:30	0	0	0	0	0	0
22:45	0	0	0	0	0	0
23:00	1	0	0	0	1	1
23:15	3	0	0	0	3	3
23:30	0	0	0	0	0	0
23:45	3	0	0	0	3	3

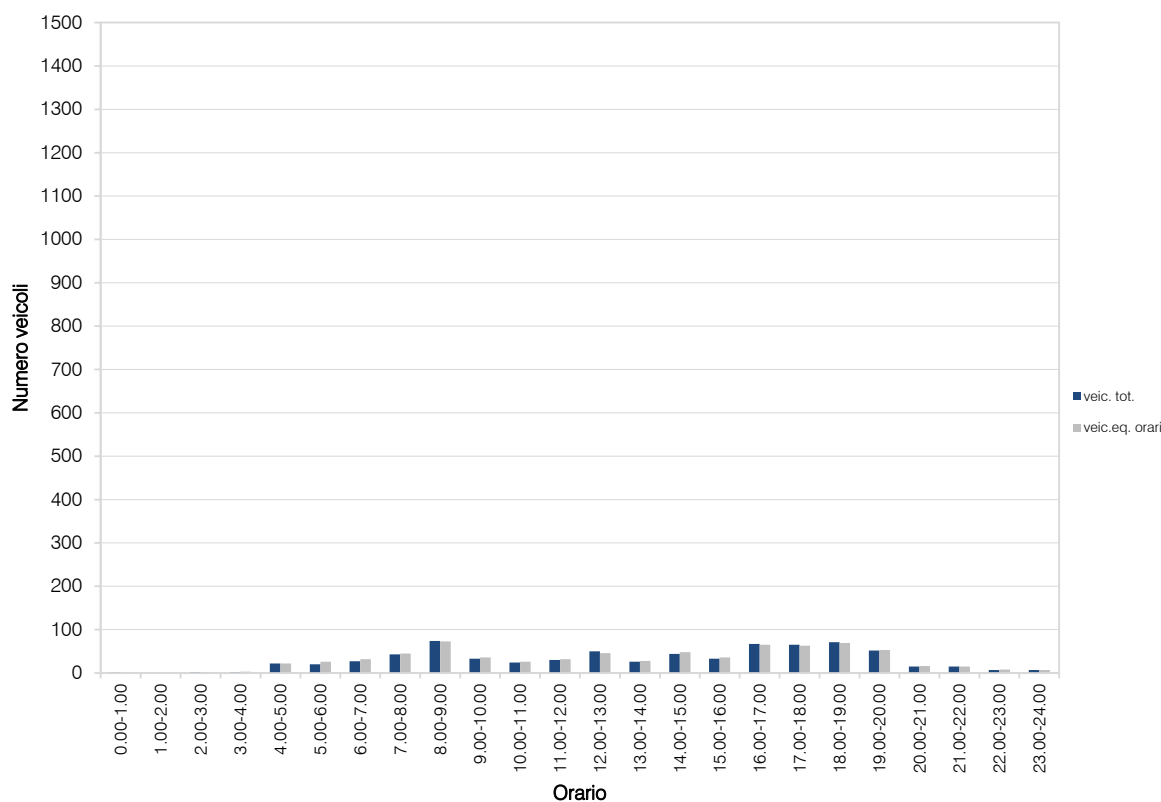
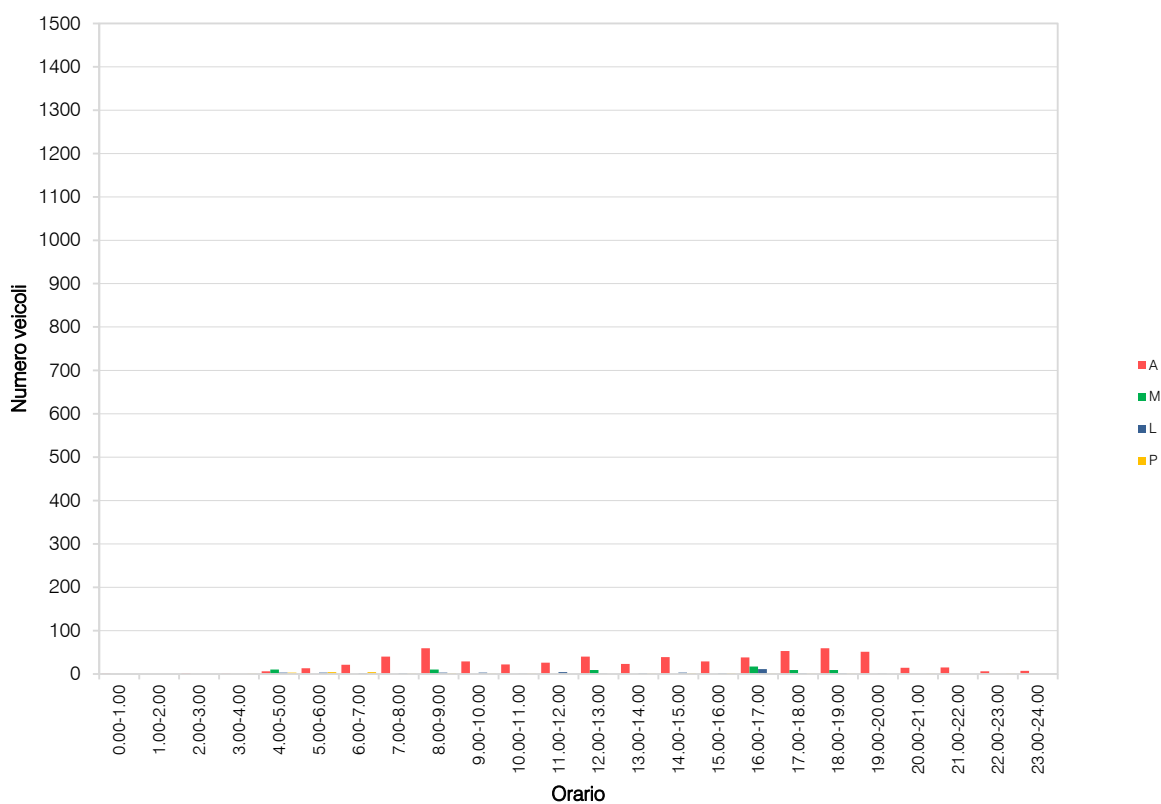
VOLUME DI TRAFFICO INTERVALLO TEMPORALE 60 min

mercoledì 22 maggio 2024

	A	M	L	P	veicoli totali	veicoli equivalenti orari
0.00-1.00	1	0	0	0	1	1
1.00-2.00	0	0	0	0	0	0
2.00-3.00	2	0	0	0	2	2
3.00-4.00	1	0	0	1	2	3
4.00-5.00	6	10	3	3	22	22
5.00-6.00	13	0	3	4	20	26
6.00-7.00	21	0	2	4	27	32
7.00-8.00	40	0	2	1	43	45
8.00-9.00	59	10	3	2	74	73
9.00-10.00	29	0	3	1	33	36
10.00-11.00	22	0	1	1	24	26
11.00-12.00	26	0	4	0	30	32
12.00-13.00	40	9	1	0	50	46
13.00-14.00	23	0	2	1	26	28
14.00-15.00	39	0	3	2	44	48
15.00-16.00	29	0	2	2	33	36
16.00-17.00	38	17	11	1	67	65
17.00-18.00	53	9	2	1	65	63
18.00-19.00	59	9	2	1	71	69
19.00-20.00	51	0	1	0	52	53
20.00-21.00	14	0	0	1	15	16
21.00-22.00	15	0	0	0	15	15
22.00-23.00	6	0	0	1	7	8
23.00-24.00	7	0	0	0	7	7
TOT					730	752

ELABORAZIONI GRAFICHE

mercoledì 22 maggio 2024



VOLUME DI TRAFFICO INTERVALLO TEMPORALE 15 min

giovedì 23 maggio 2024

	A	M	L	P	Veicoli totali	Veic. eq.
0:00	0	0	0	0	0	0
0:15	0	0	0	0	0	0
0:30	0	0	0	0	0	0
0:45	1	0	0	0	1	1
1:00	0	0	0	0	0	0
1:15	0	0	0	0	0	0
1:30	0	0	0	0	0	0
1:45	0	0	0	0	0	0
2:00	0	0	0	0	0	0
2:15	0	0	0	0	0	0
2:30	0	0	0	0	0	0
2:45	2	0	0	0	2	2
3:00	1	0	0	1	2	3
3:15	0	0	0	0	0	0
3:30	0	0	0	0	0	0
3:45	0	0	0	0	0	0
4:00	2	0	0	1	3	4
4:15	2	5	1	1	9	8
4:30	0	0	0	0	0	0
4:45	2	0	1	1	4	6
5:00	2	0	1	1	4	6
5:15	3	0	1	1	5	7
5:30	4	0	0	1	5	6
5:45	4	0	1	1	6	8
6:00	3	0	0	2	5	7
6:15	3	0	0	0	3	3
6:30	7	0	1	1	9	11
6:45	10	0	1	1	12	14
7:00	5	0	1	0	6	7
7:15	9	0	0	0	9	9
7:30	7	0	0	1	8	9
7:45	21	0	1	0	22	23
8:00	15	0	1	0	16	17
8:15	21	0	2	0	23	24
8:30	15	5	0	1	21	20
8:45	6	0	0	1	7	8
9:00	5	0	1	0	6	7
9:15	8	0	1	0	9	10
9:30	8	0	1	1	10	12
9:45	7	0	0	0	7	7
10:00	4	0	0	0	4	4
10:15	6	0	1	0	7	8
10:30	3	0	0	1	4	5
10:45	5	0	0	0	5	5
11:00	8	0	0	0	8	8
11:15	5	0	1	0	6	7
11:30	5	0	2	0	7	8
11:45	8	0	1	0	9	10
12:00	13	0	0	0	13	13
12:15	9	0	2	1	12	14
12:30	11	0	0	0	11	11
12:45	7	0	0	0	7	7
13:00	12	0	2	1	15	17
13:15	5	0	1	1	7	9
13:30	8	0	0	1	9	10
13:45	8	0	1	1	10	12
14:00	7	0	0	1	7	7
14:15	11	0	1	1	13	15
14:30	10	0	0	0	10	10
14:45	5	0	0	0	5	5
15:00	10	0	1	1	12	14
15:15	8	0	1	0	9	10
15:30	9	0	4	0	13	15
15:45	11	1	0	1	13	14
16:00	10	0	1	0	11	12
16:15	17	0	1	1	19	21
16:30	13	0	5	0	18	21
16:45	14	1	1	0	16	16
17:00	10	0	1	0	11	12
17:15	18	0	0	0	18	18
17:30	14	0	1	0	15	16
17:45	16	0	0	0	16	16
18:00	17	0	0	0	17	17
18:15	21	0	0	0	21	21
18:30	10	0	1	0	11	12
18:45	11	0	0	1	12	13
19:00	11	0	0	0	11	11
19:15	7	0	0	0	7	7
19:30	5	0	0	0	5	5
19:45	7	0	0	0	7	7
20:00	6	0	0	0	6	6
20:15	2	0	0	0	2	2
20:30	3	0	0	0	3	3
20:45	4	0	0	0	4	4
21:00	10	0	0	0	10	10
21:15	0	1	0	0	1	1
21:30	1	0	0	0	1	1
21:45	1	0	0	0	1	1
22:00	2	0	0	0	2	2
22:15	2	0	0	0	2	2
22:30	1	0	0	0	1	1
22:45	0	0	0	0	0	0
23:00	0	0	0	0	0	0
23:15	0	0	0	0	0	0
23:30	1	0	0	0	1	1
23:45	2	0	0	0	2	2

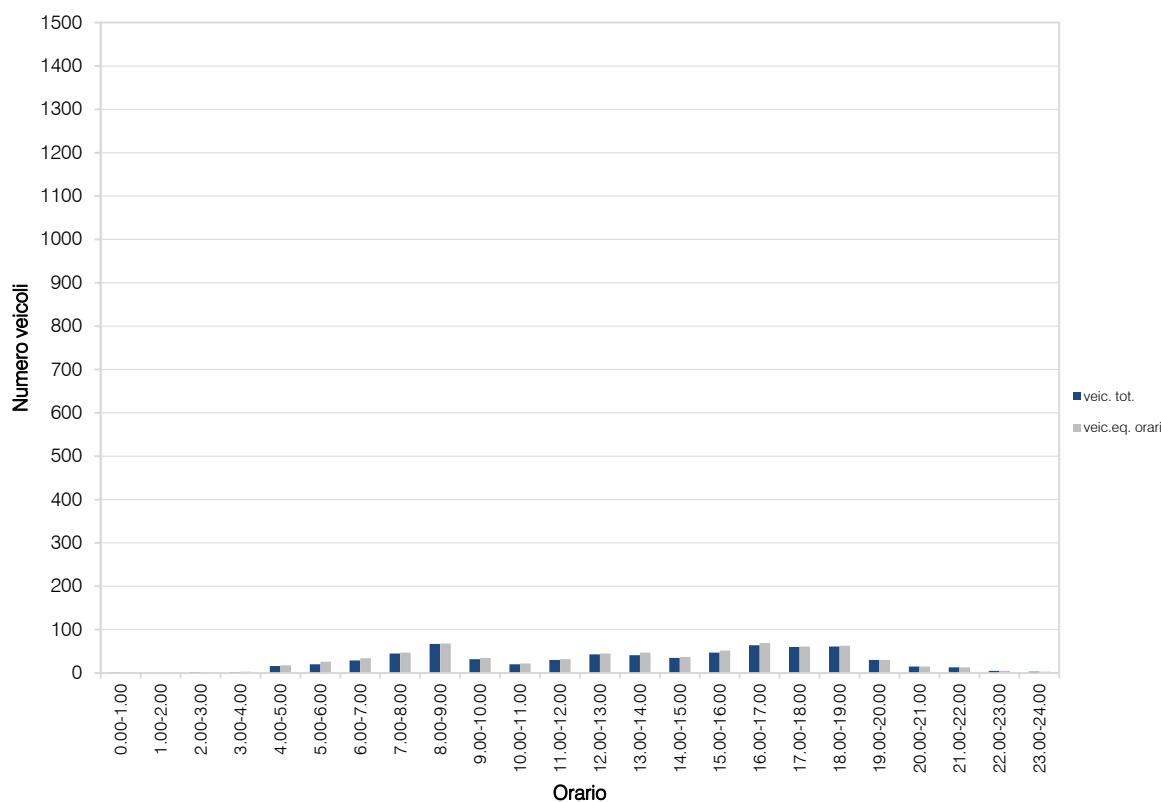
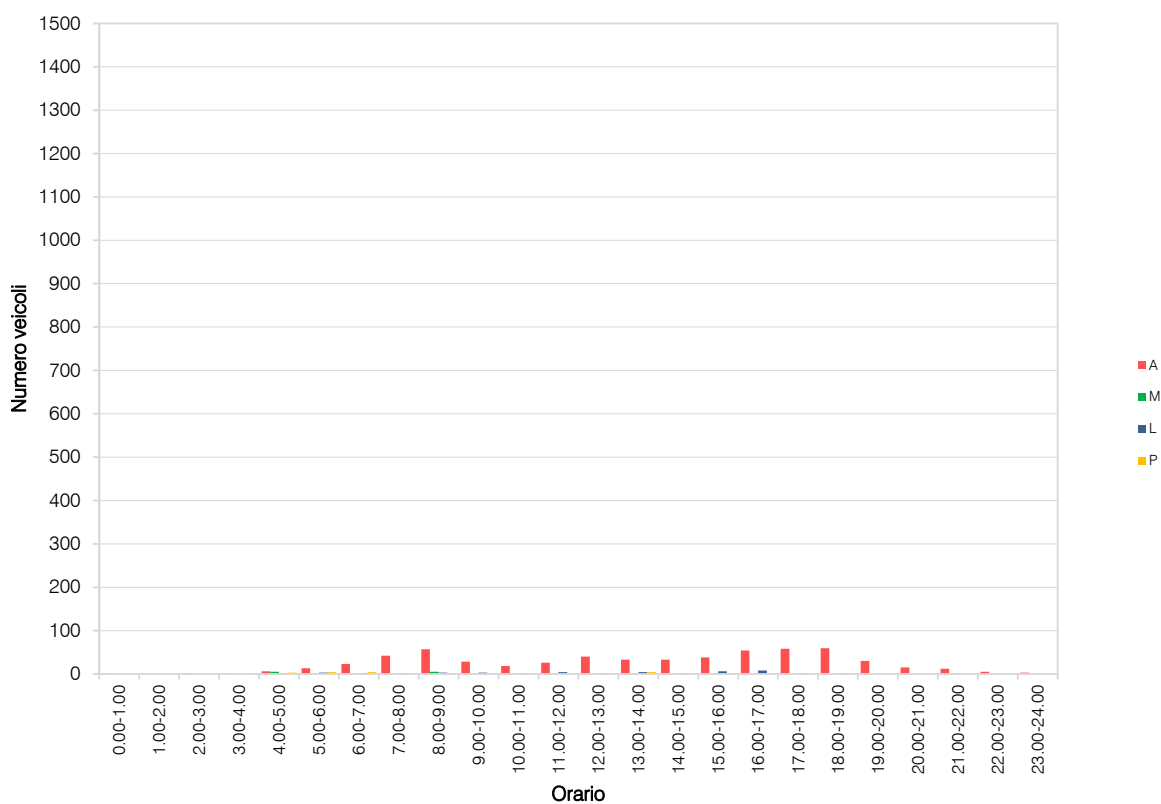
VOLUME DI TRAFFICO INTERVALLO TEMPORALE 60 min

giovedì 23 maggio 2024

	<i>A</i>	<i>M</i>	<i>L</i>	<i>P</i>	<i>veicoli totali</i>	<i>veicoli equivalenti orari</i>
0.00-1.00	1	0	0	0	1	1
1.00-2.00	0	0	0	0	0	0
2.00-3.00	2	0	0	0	2	2
3.00-4.00	1	0	0	1	2	3
4.00-5.00	6	5	2	3	16	18
5.00-6.00	13	0	3	4	20	26
6.00-7.00	23	0	2	4	29	34
7.00-8.00	42	0	2	1	45	47
8.00-9.00	57	5	3	2	67	68
9.00-10.00	28	0	3	1	32	35
10.00-11.00	18	0	1	1	20	22
11.00-12.00	26	0	4	0	30	32
12.00-13.00	40	0	2	1	43	45
13.00-14.00	33	0	4	4	41	47
14.00-15.00	33	0	1	1	35	37
15.00-16.00	38	1	6	2	47	52
16.00-17.00	54	1	8	1	64	69
17.00-18.00	58	0	2	0	60	61
18.00-19.00	59	0	1	1	61	63
19.00-20.00	30	0	0	0	30	30
20.00-21.00	15	0	0	0	15	15
21.00-22.00	12	1	0	0	13	13
22.00-23.00	5	0	0	0	5	5
23.00-24.00	3	0	0	0	3	3
TOT					681	728

ELABORAZIONI GRAFICHE

giovedì 23 maggio 2024



RILIEVI AUTOMATICI: RADAR 2

DATI GENERALI

Via Guizza Alta, dir. sud-est

Giorni di rilievo

venerdì 17 maggio 2024

sabato 18 maggio 2024

domenica 19 maggio 2024

lunedì 20 maggio 2024

martedì 21 maggio 2024

mercoledì 22 maggio 2024

giovedì 23 maggio 2024



VOLUME DI TRAFFICO INTERVALLO TEMPORALE 15 min

venerdì 17 maggio 2024

	A	M	L	P	Veicoli totali	Veic. eq.
0:00	0	0	0	0	0	0
0:15	1	0	0	0	1	1
0:30	0	0	0	0	0	0
0:45	0	0	0	0	0	0
1:00	0	0	0	0	0	0
1:15	0	0	0	0	0	0
1:30	1	0	0	0	1	1
1:45	0	0	0	0	0	0
2:00	0	0	0	0	0	0
2:15	0	0	0	0	0	0
2:30	0	0	0	0	0	0
2:45	1	0	0	0	1	1
3:00	0	0	0	0	0	0
3:15	0	0	0	0	0	0
3:30	0	0	0	0	0	0
3:45	2	0	0	0	2	2
4:00	2	0	0	0	2	2
4:15	0	0	0	0	0	0
4:30	2	0	0	0	2	2
4:45	2	0	1	0	3	4
5:00	2	0	1	0	3	4
5:15	2	0	1	0	3	4
5:30	6	0	0	0	6	6
5:45	4	0	1	0	5	6
6:00	0	0	0	0	0	0
6:15	8	0	1	0	9	10
6:30	6	1	0	0	7	7
6:45	15	0	0	0	15	15
7:00	7	0	0	0	7	7
7:15	12	0	2	0	14	15
7:30	7	0	0	0	7	7
7:45	11	0	3	0	14	16
8:00	11	0	0	1	12	13
8:15	15	0	1	2	18	21
8:30	9	0	0	0	9	9
8:45	10	1	2	0	13	14
9:00	8	0	0	0	8	8
9:15	8	1	0	1	10	11
9:30	6	0	1	1	8	10
9:45	6	0	0	0	6	6
10:00	9	1	0	0	10	10
10:15	11	0	0	1	12	13
10:30	13	1	1	0	15	15
10:45	9	0	1	0	10	11
11:00	8	0	0	0	8	8
11:15	5	0	1	1	7	9
11:30	9	1	0	1	11	12
11:45	10	1	1	0	12	12
12:00	10	0	1	1	12	14
12:15	11	1	0	0	12	12
12:30	11	0	0	0	11	11
12:45	12	0	0	0	12	12
13:00	14	0	0	0	14	14
13:15	11	0	1	1	13	15
13:30	12	0	1	0	13	14
13:45	9	0	2	0	11	12
14:00	11	0	2	0	13	14
14:15	16	1	3	1	21	23
14:30	14	0	1	1	16	18
14:45	7	0	2	1	10	12
15:00	11	0	3	1	15	18
15:15	14	0	1	1	16	18
15:30	13	0	4	1	18	21
15:45	14	0	2	1	17	19
16:00	12	0	0	1	13	14
16:15	14	0	1	2	17	20
16:30	12	1	1	1	15	16
16:45	17	0	2	1	20	22
17:00	25	0	1	1	27	29
17:15	17	0	1	0	18	19
17:30	22	1	0	0	23	23
17:45	20	0	2	0	22	23
18:00	18	0	2	2	22	25
18:15	15	0	1	0	16	17
18:30	20	1	0	0	21	21
18:45	16	0	0	1	17	18
19:00	9	0	0	0	9	9
19:15	12	1	0	0	13	13
19:30	10	0	2	1	13	15
19:45	8	0	0	0	8	8
20:00	6	0	0	1	7	8
20:15	7	0	0	0	7	7
20:30	7	0	0	0	7	7
20:45	3	0	0	0	3	3
21:00	2	0	0	0	2	2
21:15	3	0	0	0	3	3
21:30	8	0	0	0	8	8
21:45	2	1	0	1	4	5
22:00	10	0	0	0	10	10
22:15	1	0	0	0	1	1
22:30	1	0	0	0	1	1
22:45	4	0	0	0	4	4
23:00	2	0	0	0	2	2
23:15	2	0	0	0	2	2
23:30	1	0	0	0	1	1
23:45	2	0	0	0	2	2

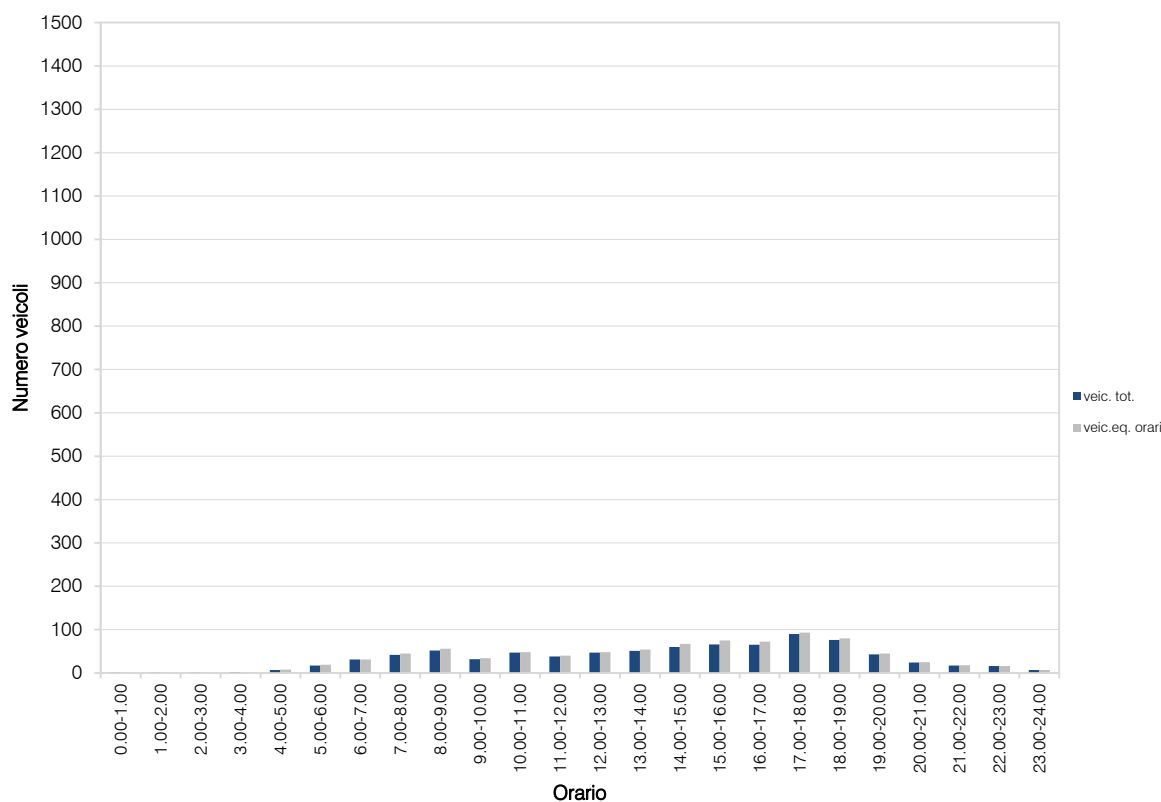
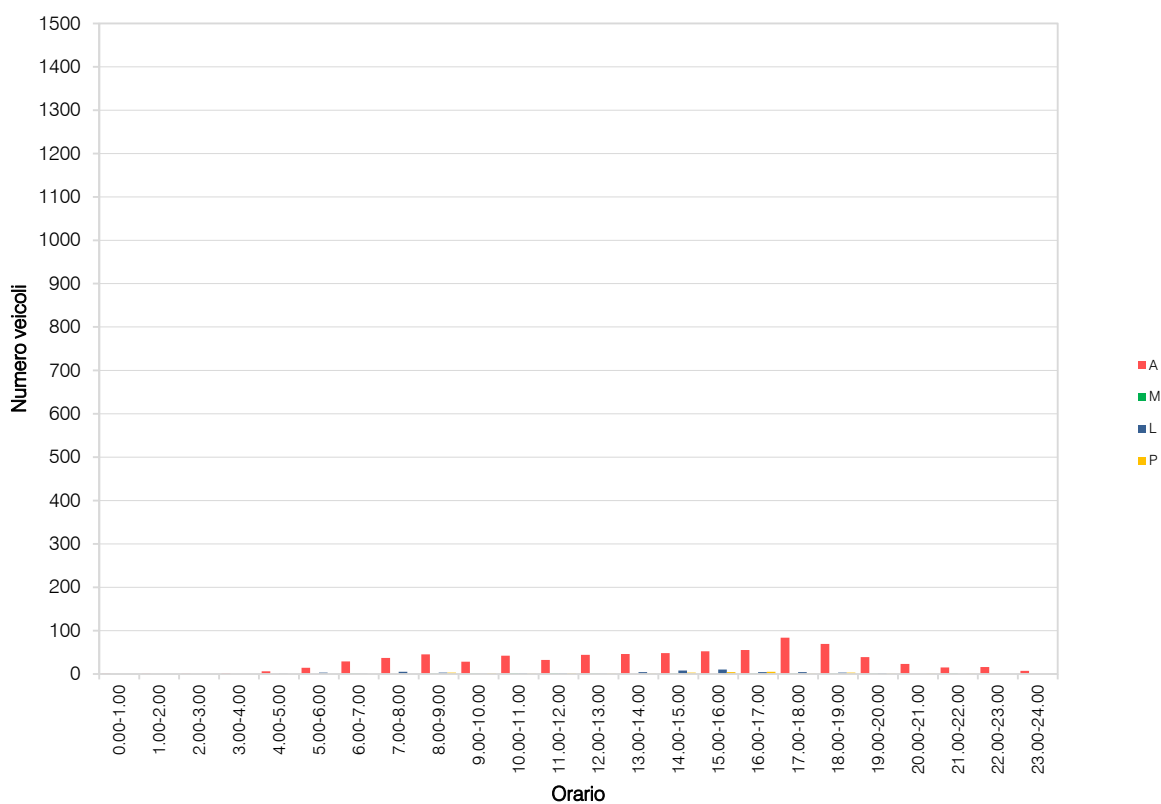
VOLUME DI TRAFFICO INTERVALLO TEMPORALE 60 min

venerdì 17 maggio 2024

	A	M	L	P	veicoli totali	veicoli equivalenti orari
0.00-1.00	1	0	0	0	1	1
1.00-2.00	1	0	0	0	1	1
2.00-3.00	1	0	0	0	1	1
3.00-4.00	2	0	0	0	2	2
4.00-5.00	6	0	1	0	7	8
5.00-6.00	14	0	3	0	17	19
6.00-7.00	29	1	1	0	31	31
7.00-8.00	37	0	5	0	42	45
8.00-9.00	45	1	3	3	52	56
9.00-10.00	28	1	1	2	32	34
10.00-11.00	42	2	2	1	47	48
11.00-12.00	32	2	2	2	38	40
12.00-13.00	44	1	1	1	47	48
13.00-14.00	46	0	4	1	51	54
14.00-15.00	48	1	8	3	60	67
15.00-16.00	52	0	10	4	66	75
16.00-17.00	55	1	4	5	65	72
17.00-18.00	84	1	4	1	90	93
18.00-19.00	69	1	3	3	76	80
19.00-20.00	39	1	2	1	43	45
20.00-21.00	23	0	0	1	24	25
21.00-22.00	15	1	0	1	17	18
22.00-23.00	16	0	0	0	16	16
23.00-24.00	7	0	0	0	7	7
TOT					833	886

ELABORAZIONI GRAFICHE

venerdì 17 maggio 2024



VOLUME DI TRAFFICO INTERVALLO TEMPORALE 15 min

sabato 18 maggio 2024

	A	M	L	P	Veicoli totali	Veic. eq.
0:00	1	0	0	1	2	3
0:15	2	0	0	0	2	2
0:30	1	0	0	0	1	1
0:45	1	0	0	0	1	1
1:00	1	0	0	0	1	1
1:15	0	0	0	0	0	0
1:30	0	0	0	0	0	0
1:45	0	0	0	0	0	0
2:00	1	0	0	0	1	1
2:15	0	0	0	0	0	0
2:30	0	0	0	0	0	0
2:45	1	0	0	0	1	1
3:00	1	0	0	0	1	1
3:15	1	0	0	0	1	1
3:30	0	0	0	0	0	0
3:45	0	0	0	0	0	0
4:00	0	0	0	0	0	0
4:15	0	0	0	0	0	0
4:30	1	0	0	0	1	1
4:45	0	0	0	0	0	0
5:00	0	0	0	0	0	0
5:15	0	0	0	0	0	0
5:30	1	0	0	0	1	1
5:45	0	0	0	0	0	0
6:00	0	0	0	0	0	0
6:15	3	0	0	1	4	5
6:30	2	0	1	0	3	4
6:45	13	1	0	0	14	14
7:00	7	0	0	0	7	7
7:15	9	0	1	0	10	11
7:30	8	0	0	1	9	10
7:45	6	0	0	0	6	6
8:00	7	1	0	0	8	8
8:15	8	0	0	0	8	8
8:30	7	0	0	0	7	7
8:45	7	0	0	0	7	7
9:00	5	0	0	0	5	5
9:15	10	0	1	0	11	12
9:30	7	0	1	0	8	9
9:45	15	1	0	1	17	18
10:00	5	0	0	0	5	5
10:15	9	0	0	0	9	9
10:30	9	0	0	0	9	9
10:45	9	0	1	1	11	13
11:00	10	0	0	0	10	10
11:15	12	0	2	0	14	15
11:30	14	0	0	0	14	14
11:45	10	0	0	0	10	10
12:00	12	1	0	0	13	13
12:15	10	1	0	1	12	13
12:30	5	0	0	0	5	5
12:45	9	1	0	0	10	10
13:00	11	0	0	1	12	13
13:15	7	0	0	0	7	7
13:30	7	0	0	0	7	7
13:45	3	0	0	0	3	3
14:00	7	0	0	0	7	7
14:15	3	0	0	0	3	3
14:30	2	0	0	0	2	2
14:45	7	0	0	0	7	7
15:00	4	0	0	0	4	4
15:15	8	1	0	1	10	11
15:30	6	0	0	0	6	6
15:45	4	0	0	0	4	4
16:00	5	0	0	0	5	5
16:15	8	0	0	0	8	8
16:30	6	0	0	0	6	6
16:45	3	0	0	0	3	3
17:00	10	0	0	0	10	10
17:15	5	0	0	0	5	5
17:30	6	0	0	0	6	6
17:45	4	1	0	0	5	5
18:00	7	1	0	0	8	8
18:15	9	0	0	0	9	9
18:30	5	0	0	0	5	5
18:45	14	0	0	0	14	14
19:00	9	0	0	0	9	9
19:15	8	0	0	0	8	8
19:30	4	0	0	0	4	4
19:45	10	0	0	0	10	10
20:00	6	0	0	0	6	6
20:15	6	0	0	0	6	6
20:30	15	1	0	0	16	16
20:45	4	0	0	0	4	4
21:00	3	0	0	0	3	3
21:15	3	0	0	0	3	3
21:30	1	0	0	0	1	1
21:45	2	0	0	0	2	2
22:00	1	0	0	0	1	1
22:15	2	0	0	0	2	2
22:30	2	0	0	0	2	2
22:45	1	0	0	0	1	1
23:00	2	0	0	0	2	2
23:15	2	0	0	0	2	2
23:30	1	0	0	0	1	1
23:45	2	0	0	0	2	2

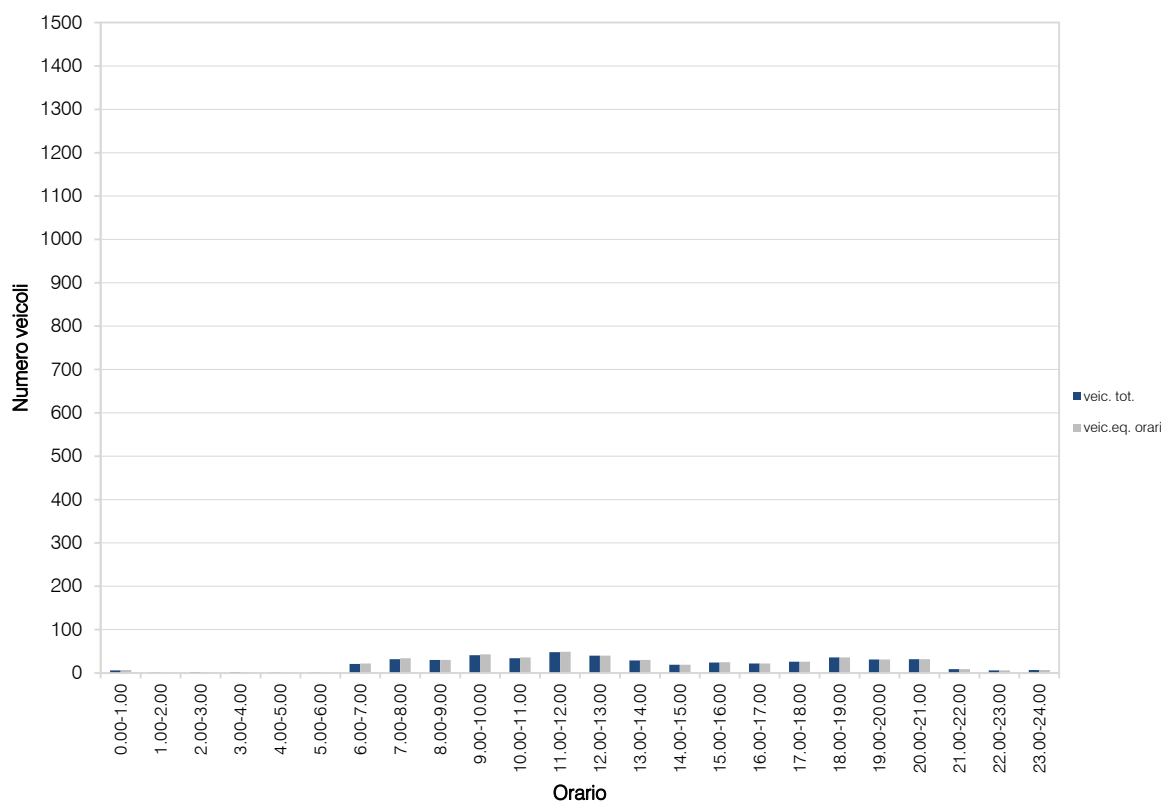
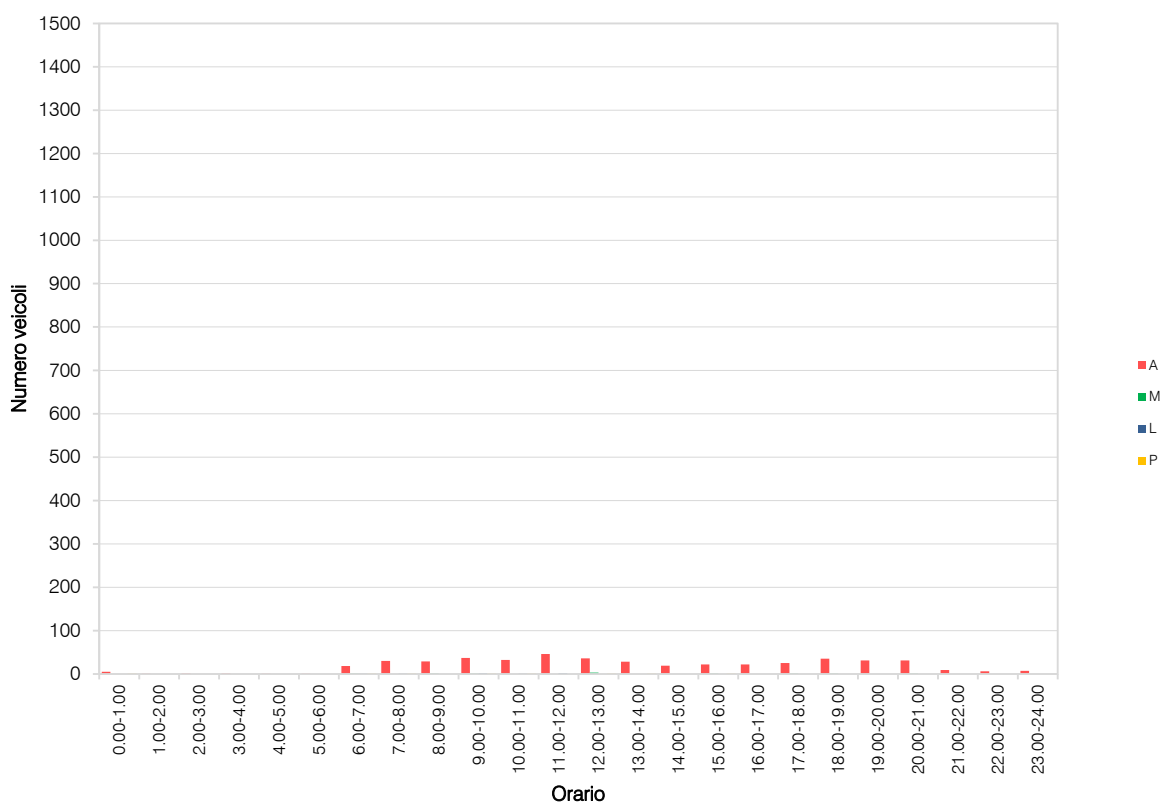
VOLUME DI TRAFFICO INTERVALLO TEMPORALE 60 min

sabato 18 maggio 2024

	<i>A</i>	<i>M</i>	<i>L</i>	<i>P</i>	<i>veicoli totali</i>	<i>veicoli equivalenti orari</i>
0.00-1.00	5	0	0	1	6	7
1.00-2.00	1	0	0	0	1	1
2.00-3.00	2	0	0	0	2	2
3.00-4.00	2	0	0	0	2	2
4.00-5.00	1	0	0	0	1	1
5.00-6.00	1	0	0	0	1	1
6.00-7.00	18	1	1	1	21	22
7.00-8.00	30	0	1	1	32	34
8.00-9.00	29	1	0	0	30	30
9.00-10.00	37	1	2	1	41	43
10.00-11.00	32	0	1	1	34	36
11.00-12.00	46	0	2	0	48	49
12.00-13.00	36	3	0	1	40	40
13.00-14.00	28	0	0	1	29	30
14.00-15.00	19	0	0	0	19	19
15.00-16.00	22	1	0	1	24	25
16.00-17.00	22	0	0	0	22	22
17.00-18.00	25	1	0	0	26	26
18.00-19.00	35	1	0	0	36	36
19.00-20.00	31	0	0	0	31	31
20.00-21.00	31	1	0	0	32	32
21.00-22.00	9	0	0	0	9	9
22.00-23.00	6	0	0	0	6	6
23.00-24.00	7	0	0	0	7	7
TOT					500	511

ELABORAZIONI GRAFICHE

sabato 18 maggio 2024



VOLUME DI TRAFFICO INTERVALLO TEMPORALE 15 min

domenica 19 maggio 2024

	A	M	L	P	Veicoli totali	Veic. eq.
0:00	3	0	0	0	3	3
0:15	2	0	0	0	2	2
0:30	0	0	0	0	0	0
0:45	3	0	0	0	3	3
1:00	0	0	0	0	0	0
1:15	0	0	0	0	0	0
1:30	0	0	0	0	0	0
1:45	2	0	0	0	2	2
2:00	0	0	0	0	0	0
2:15	0	0	0	0	0	0
2:30	0	0	0	0	0	0
2:45	0	0	0	0	0	0
3:00	0	0	0	0	0	0
3:15	0	0	0	0	0	0
3:30	0	0	0	0	0	0
3:45	0	0	0	0	0	0
4:00	0	0	0	0	0	0
4:15	0	0	0	0	0	0
4:30	1	0	0	0	1	1
4:45	0	0	0	0	0	0
5:00	0	0	0	0	0	0
5:15	1	0	0	0	1	1
5:30	0	0	0	0	0	0
5:45	0	0	0	0	0	0
6:00	0	0	0	0	0	0
6:15	1	0	0	0	1	1
6:30	0	0	0	0	0	0
6:45	1	0	0	0	1	1
7:00	0	0	0	0	0	0
7:15	1	0	0	0	1	1
7:30	2	1	0	0	3	3
7:45	0	0	0	0	0	0
8:00	1	0	0	0	1	1
8:15	4	1	0	0	5	5
8:30	3	0	0	0	3	3
8:45	4	0	1	0	5	6
9:00	3	0	0	0	3	3
9:15	2	0	0	0	2	2
9:30	1	0	0	0	1	1
9:45	3	0	0	0	3	3
10:00	8	0	0	0	8	8
10:15	3	0	0	0	3	3
10:30	4	0	0	0	4	4
10:45	7	1	0	0	8	8
11:00	6	1	0	0	7	7
11:15	5	0	0	0	5	5
11:30	4	1	0	0	5	5
11:45	15	1	0	0	16	16
12:00	13	1	0	0	14	14
12:15	8	0	0	0	8	8
12:30	10	1	0	0	11	11
12:45	8	1	0	0	9	9
13:00	3	0	0	0	3	3
13:15	0	0	0	0	0	0
13:30	1	0	0	0	1	1
13:45	4	0	0	0	4	4
14:00	6	1	0	0	7	7
14:15	5	0	0	0	5	5
14:30	5	1	0	0	6	6
14:45	5	0	0	0	5	5
15:00	3	0	0	0	3	3
15:15	11	1	0	0	12	12
15:30	2	0	0	0	2	2
15:45	3	0	0	0	3	3
16:00	6	0	0	0	6	6
16:15	5	1	0	0	6	6
16:30	6	1	0	0	7	7
16:45	11	1	0	0	12	12
17:00	13	1	0	0	14	14
17:15	10	0	0	0	10	10
17:30	7	0	0	0	7	7
17:45	5	0	0	0	5	5
18:00	6	0	0	0	6	6
18:15	2	0	0	0	2	2
18:30	11	0	0	0	11	11
18:45	8	0	0	0	8	8
19:00	6	0	0	0	6	6
19:15	8	0	0	0	8	8
19:30	10	1	0	0	11	11
19:45	6	0	0	0	6	6
20:00	5	0	0	0	5	5
20:15	5	0	0	0	5	5
20:30	3	0	0	0	3	3
20:45	2	0	0	0	2	2
21:00	2	0	1	0	3	4
21:15	2	0	0	0	2	2
21:30	1	0	0	0	1	1
21:45	0	0	0	0	0	0
22:00	0	0	0	0	0	0
22:15	4	0	0	0	4	4
22:30	1	0	0	0	1	1
22:45	0	0	0	0	0	0
23:00	0	0	0	0	0	0
23:15	2	0	0	0	2	2
23:30	0	0	0	0	0	0
23:45	1	0	0	0	1	1

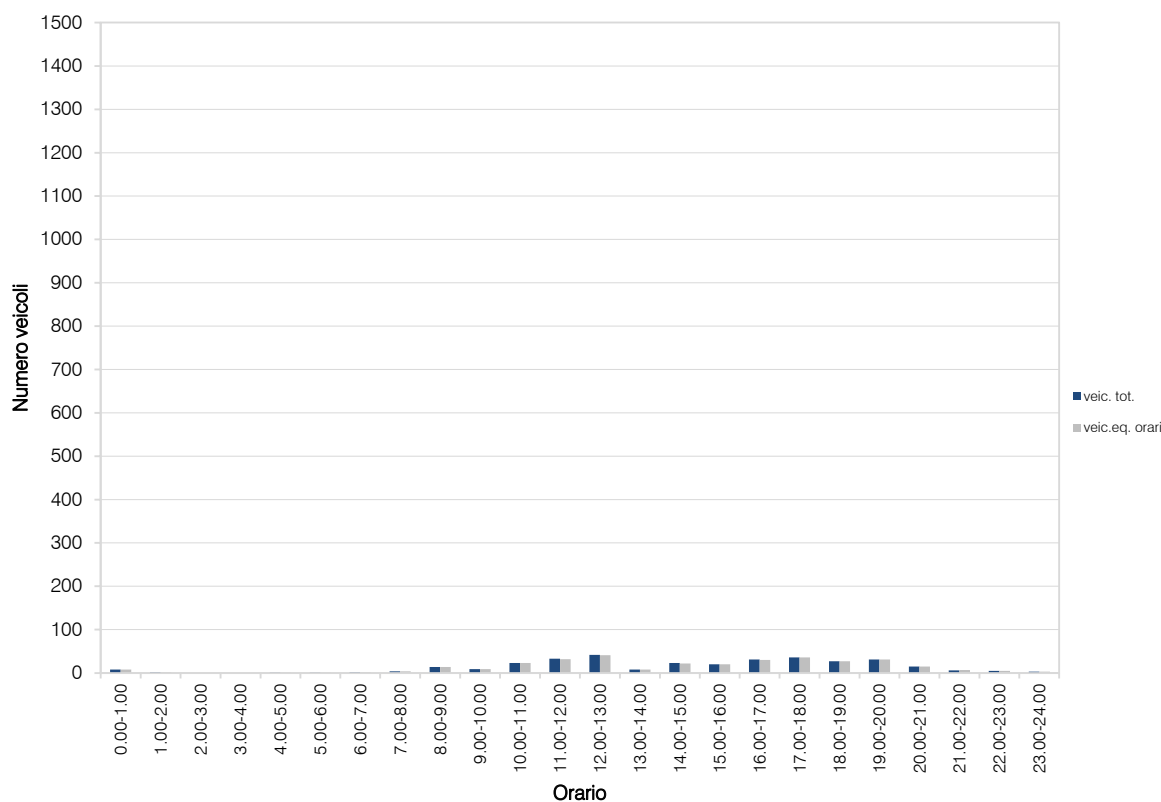
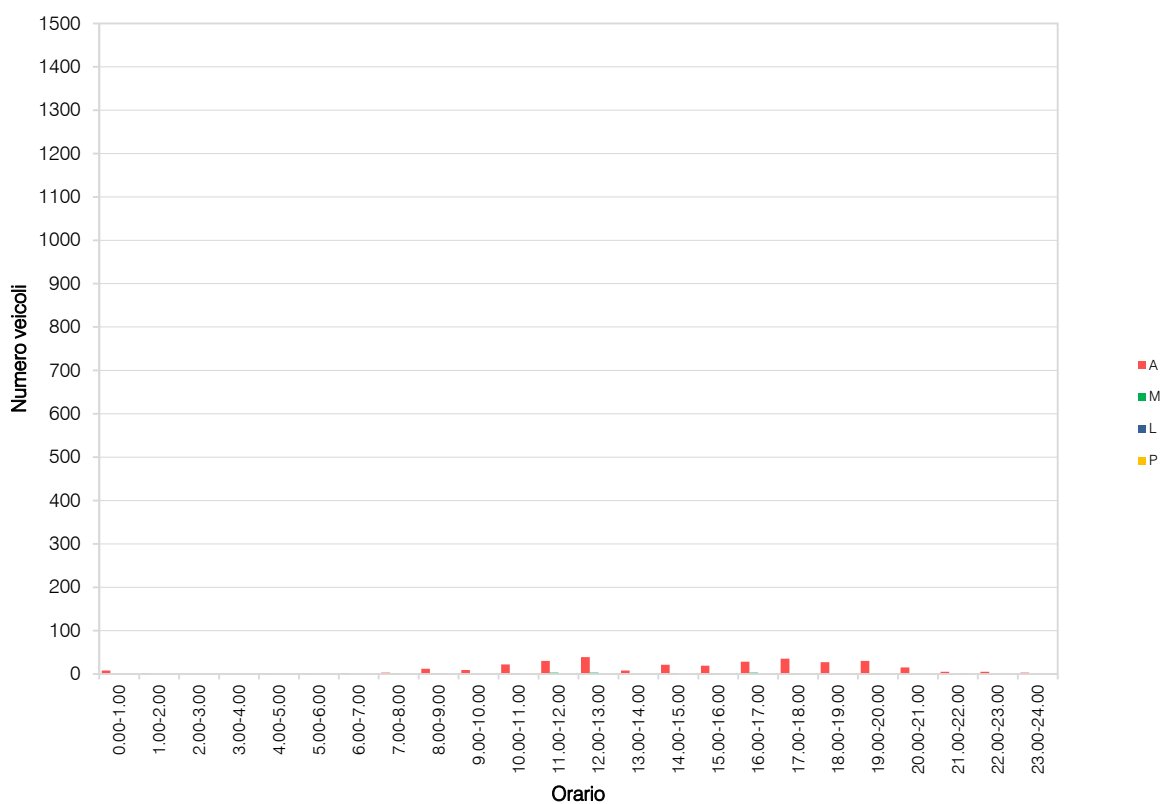
VOLUME DI TRAFFICO INTERVALLO TEMPORALE 60 min

domenica 19 maggio 2024

	A	M	L	P	veicoli totali	veicoli equivalenti orari
0.00-1.00	8	0	0	0	8	8
1.00-2.00	2	0	0	0	2	2
2.00-3.00	0	0	0	0	0	0
3.00-4.00	0	0	0	0	0	0
4.00-5.00	1	0	0	0	1	1
5.00-6.00	1	0	0	0	1	1
6.00-7.00	2	0	0	0	2	2
7.00-8.00	3	1	0	0	4	4
8.00-9.00	12	1	1	0	14	14
9.00-10.00	9	0	0	0	9	9
10.00-11.00	22	1	0	0	23	23
11.00-12.00	30	3	0	0	33	32
12.00-13.00	39	3	0	0	42	41
13.00-14.00	8	0	0	0	8	8
14.00-15.00	21	2	0	0	23	22
15.00-16.00	19	1	0	0	20	20
16.00-17.00	28	3	0	0	31	30
17.00-18.00	35	1	0	0	36	36
18.00-19.00	27	0	0	0	27	27
19.00-20.00	30	1	0	0	31	31
20.00-21.00	15	0	0	0	15	15
21.00-22.00	5	0	1	0	6	7
22.00-23.00	5	0	0	0	5	5
23.00-24.00	3	0	0	0	3	3
TOT					344	341

ELABORAZIONI GRAFICHE

domenica 19 maggio 2024



VOLUME DI TRAFFICO INTERVALLO TEMPORALE 15 min

lunedì 20 maggio 2024

	A	M	L	P	Veicoli totali	Veic. eq.
0:00	0	0	0	0	0	0
0:15	1	0	0	0	1	1
0:30	0	0	0	0	0	0
0:45	0	0	0	0	0	0
1:00	0	0	0	0	0	0
1:15	0	0	0	0	0	0
1:30	1	0	0	0	1	1
1:45	0	0	0	0	0	0
2:00	0	0	0	0	0	0
2:15	0	0	0	0	0	0
2:30	0	0	0	0	0	0
2:45	1	0	0	0	1	1
3:00	0	0	0	0	0	0
3:15	0	0	0	0	0	0
3:30	0	0	0	0	0	0
3:45	2	0	0	0	2	2
4:00	2	0	0	0	2	2
4:15	0	0	0	0	0	0
4:30	2	0	0	0	2	2
4:45	2	0	1	0	3	4
5:00	2	0	1	0	3	4
5:15	2	0	1	0	3	4
5:30	7	0	0	0	7	7
5:45	4	0	1	0	5	6
6:00	0	0	0	0	0	0
6:15	8	0	1	0	9	10
6:30	6	1	0	0	7	7
6:45	16	0	0	0	16	16
7:00	6	0	0	0	6	6
7:15	10	0	2	0	12	13
7:30	6	0	0	0	6	6
7:45	12	0	3	0	15	17
8:00	9	0	0	1	10	11
8:15	15	0	1	2	18	21
8:30	8	0	0	0	8	8
8:45	8	1	2	0	11	12
9:00	8	0	0	0	8	8
9:15	9	1	0	1	11	12
9:30	5	0	1	1	7	9
9:45	5	0	0	0	5	5
10:00	9	1	0	0	10	10
10:15	13	0	0	1	14	15
10:30	12	1	1	0	14	14
10:45	9	0	1	0	10	11
11:00	6	0	0	0	6	6
11:15	6	0	1	1	8	10
11:30	10	1	0	1	12	13
11:45	8	1	1	0	10	10
12:00	10	0	1	1	12	14
12:15	12	1	0	0	13	13
12:30	10	0	0	0	10	10
12:45	12	0	0	0	12	12
13:00	17	0	0	0	17	17
13:15	11	0	1	1	13	15
13:30	12	0	1	0	13	14
13:45	10	0	2	0	12	13
14:00	11	0	2	0	13	14
14:15	14	1	4	1	20	23
14:30	12	0	1	1	14	16
14:45	6	0	2	1	9	11
15:00	9	0	3	1	13	16
15:15	13	0	1	1	15	17
15:30	14	0	3	1	18	21
15:45	12	0	2	1	15	17
16:00	11	0	0	1	12	13
16:15	15	0	1	2	18	21
16:30	14	1	1	1	17	18
16:45	20	0	2	1	23	25
17:00	25	0	1	1	27	29
17:15	15	0	1	0	16	17
17:30	24	1	0	0	25	25
17:45	18	0	2	0	20	21
18:00	18	0	2	2	22	25
18:15	15	0	1	0	16	17
18:30	21	1	0	0	22	22
18:45	14	0	0	1	15	16
19:00	9	0	0	0	9	9
19:15	14	1	0	0	15	15
19:30	10	0	2	1	13	15
19:45	8	0	0	0	8	8
20:00	7	0	0	1	8	9
20:15	8	0	0	0	8	8
20:30	7	0	0	0	7	7
20:45	3	0	0	0	3	3
21:00	2	0	0	0	2	2
21:15	3	0	0	0	3	3
21:30	7	0	0	0	7	7
21:45	2	1	0	1	4	5
22:00	9	0	0	0	9	9
22:15	1	0	0	0	1	1
22:30	1	0	0	0	1	1
22:45	4	0	0	0	4	4
23:00	2	0	0	0	2	2
23:15	2	0	0	0	2	2
23:30	1	0	0	0	1	1
23:45	2	0	0	0	2	2

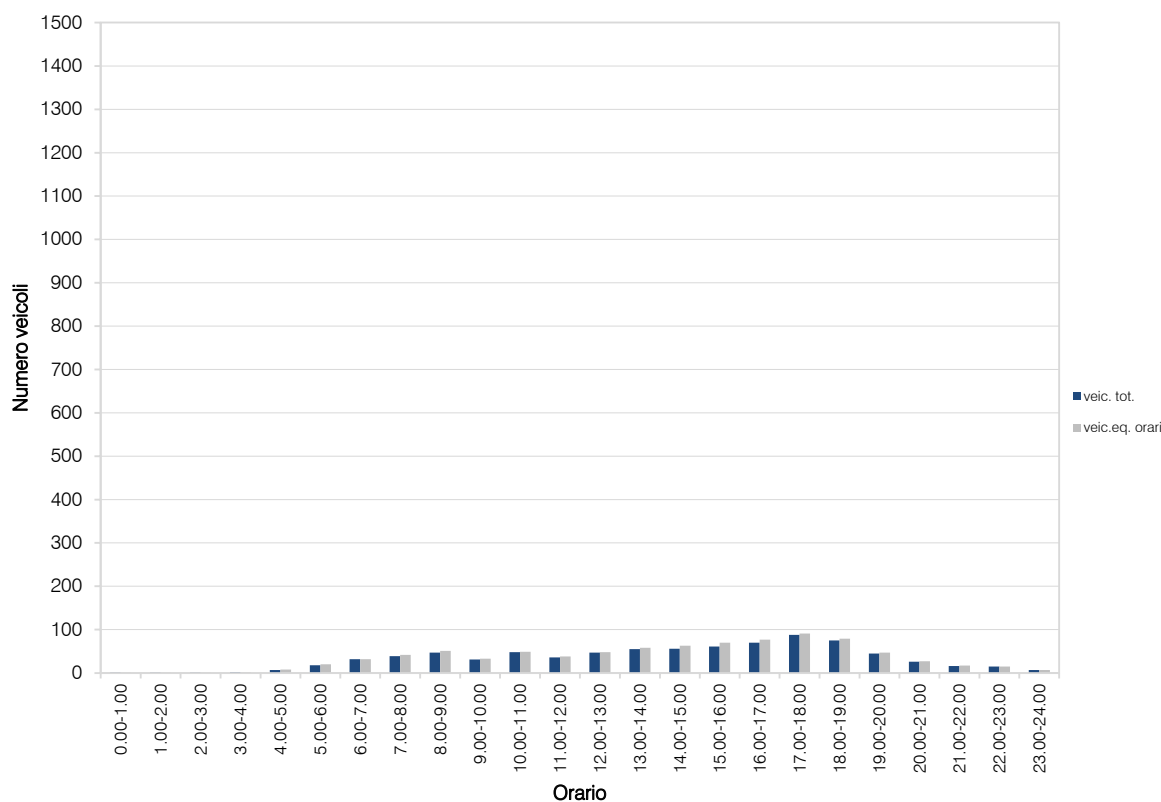
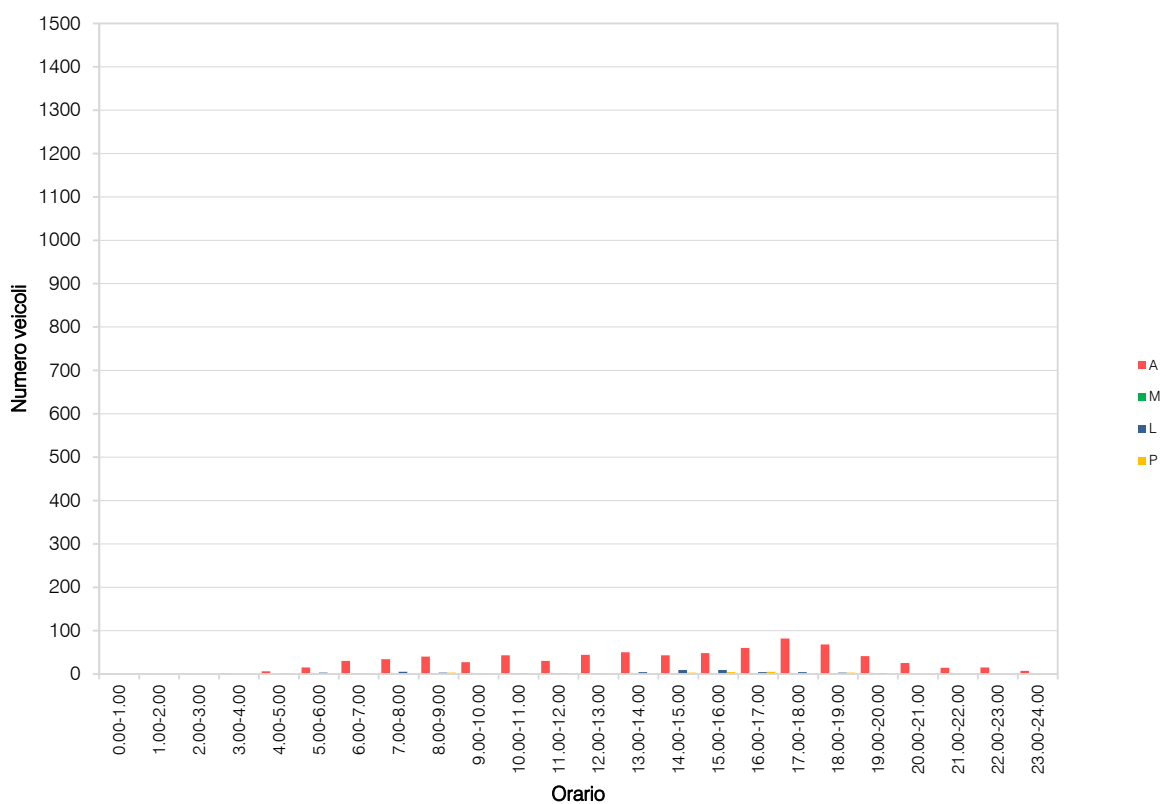
VOLUME DI TRAFFICO INTERVALLO TEMPORALE 60 min

lunedì 20 maggio 2024

	A	M	L	P	veicoli totali	veicoli equivalenti orari
0.00-1.00	1	0	0	0	1	1
1.00-2.00	1	0	0	0	1	1
2.00-3.00	1	0	0	0	1	1
3.00-4.00	2	0	0	0	2	2
4.00-5.00	6	0	1	0	7	8
5.00-6.00	15	0	3	0	18	20
6.00-7.00	30	1	1	0	32	32
7.00-8.00	34	0	5	0	39	42
8.00-9.00	40	1	3	3	47	51
9.00-10.00	27	1	1	2	31	33
10.00-11.00	43	2	2	1	48	49
11.00-12.00	30	2	2	2	36	38
12.00-13.00	44	1	1	1	47	48
13.00-14.00	50	0	4	1	55	58
14.00-15.00	43	1	9	3	56	63
15.00-16.00	48	0	9	4	61	70
16.00-17.00	60	1	4	5	70	77
17.00-18.00	82	1	4	1	88	91
18.00-19.00	68	1	3	3	75	79
19.00-20.00	41	1	2	1	45	47
20.00-21.00	25	0	0	1	26	27
21.00-22.00	14	1	0	1	16	17
22.00-23.00	15	0	0	0	15	15
23.00-24.00	7	0	0	0	7	7
TOT					824	877

ELABORAZIONI GRAFICHE

lunedì 20 maggio 2024



VOLUME DI TRAFFICO INTERVALLO TEMPORALE 15 min

martedì 21 maggio 2024

	A	M	L	P	Veicoli totali	Veic. eq.
0:00	0	0	0	0	0	0
0:15	1	0	0	0	1	1
0:30	0	0	0	0	0	0
0:45	0	0	0	0	0	0
1:00	0	0	0	0	0	0
1:15	0	0	0	0	0	0
1:30	1	0	0	0	1	1
1:45	0	0	0	0	0	0
2:00	0	0	0	0	0	0
2:15	0	0	0	0	0	0
2:30	0	0	0	0	0	0
2:45	1	0	0	0	1	1
3:00	0	0	0	0	0	0
3:15	0	0	0	0	0	0
3:30	0	0	0	0	0	0
3:45	2	0	0	0	2	2
4:00	2	0	0	0	2	2
4:15	0	0	0	0	0	0
4:30	2	0	0	0	2	2
4:45	2	0	1	0	3	4
5:00	2	0	1	0	3	4
5:15	2	0	1	0	3	4
5:30	6	0	0	0	6	6
5:45	4	0	1	0	5	6
6:00	0	0	0	0	0	0
6:15	7	0	1	0	8	9
6:30	6	1	0	0	7	7
6:45	14	0	0	0	14	14
7:00	5	0	0	0	5	5
7:15	9	0	2	0	11	12
7:30	6	0	0	0	6	6
7:45	11	0	3	0	14	16
8:00	9	0	0	1	10	11
8:15	14	0	1	2	17	20
8:30	7	0	0	0	7	7
8:45	7	1	2	0	10	11
9:00	9	0	0	0	9	9
9:15	10	1	0	1	12	13
9:30	4	0	1	1	6	8
9:45	5	0	0	0	5	5
10:00	8	1	0	0	9	9
10:15	12	0	0	1	13	14
10:30	12	1	1	0	14	14
10:45	7	0	1	0	8	9
11:00	6	0	0	0	6	6
11:15	6	0	1	1	8	10
11:30	10	1	0	1	12	13
11:45	8	1	1	0	10	10
12:00	10	0	1	1	12	14
12:15	10	1	0	0	11	11
12:30	9	0	0	0	9	9
12:45	10	0	0	0	10	10
13:00	17	0	0	0	17	17
13:15	11	0	1	1	13	15
13:30	13	0	1	0	14	15
13:45	9	0	2	0	11	12
14:00	11	0	2	0	13	14
14:15	13	1	4	1	19	22
14:30	12	0	1	1	14	16
14:45	7	0	2	1	10	12
15:00	10	0	3	1	14	17
15:15	11	0	1	1	13	15
15:30	13	0	3	1	17	20
15:45	12	0	2	1	15	17
16:00	9	0	0	1	10	11
16:15	13	0	1	1	15	17
16:30	15	1	1	1	18	19
16:45	21	0	2	1	24	26
17:00	27	0	1	1	29	31
17:15	17	0	1	0	18	19
17:30	19	1	0	0	20	20
17:45	17	0	2	0	19	20
18:00	19	1	1	1	22	23
18:15	18	0	1	2	21	24
18:30	17	3	2	5	27	32
18:45	18	0	0	1	19	20
19:00	8	0	0	0	8	8
19:15	15	1	0	0	16	16
19:30	9	0	2	1	12	14
19:45	7	0	0	0	7	7
20:00	7	0	0	1	8	9
20:15	9	0	0	0	9	9
20:30	6	0	0	0	6	6
20:45	3	0	0	0	3	3
21:00	2	0	0	0	2	2
21:15	3	0	0	0	3	3
21:30	7	0	0	0	7	7
21:45	2	1	0	1	4	5
22:00	8	0	0	0	8	8
22:15	1	0	0	0	1	1
22:30	1	0	0	0	1	1
22:45	3	0	0	0	3	3
23:00	2	0	0	0	2	2
23:15	2	0	0	0	2	2
23:30	1	0	0	0	1	1
23:45	2	0	0	0	2	2

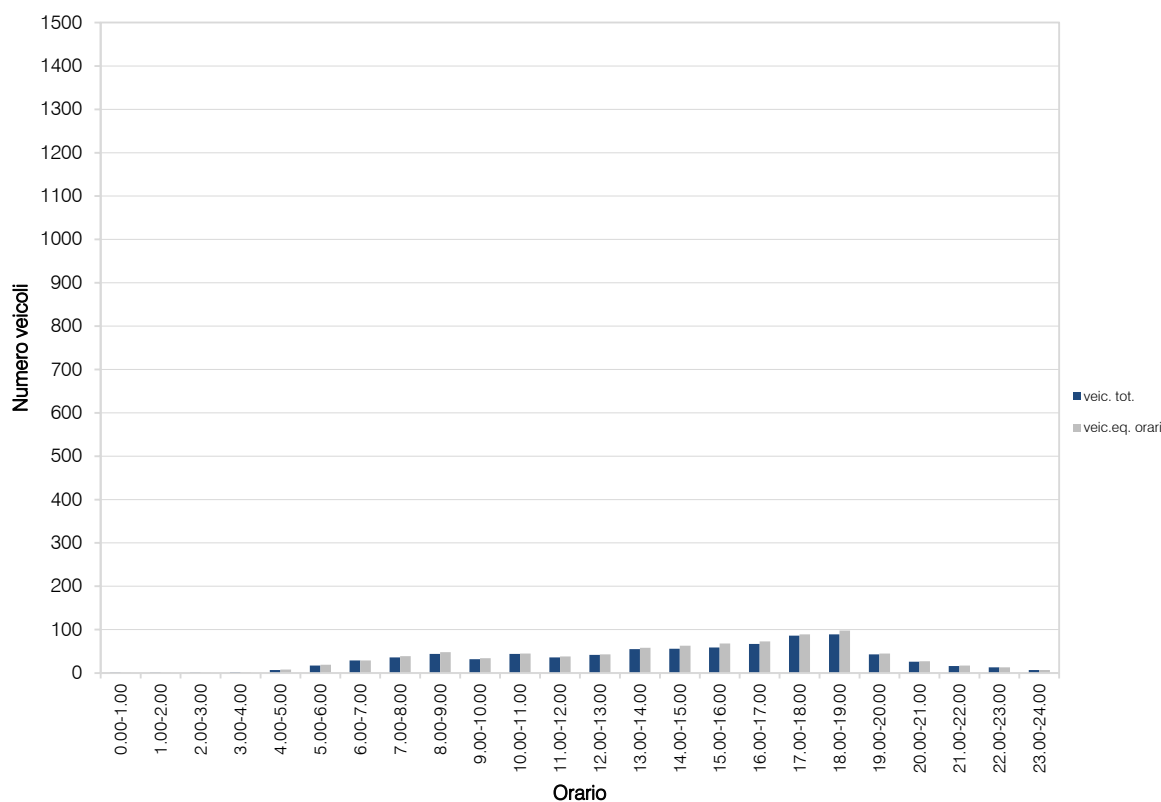
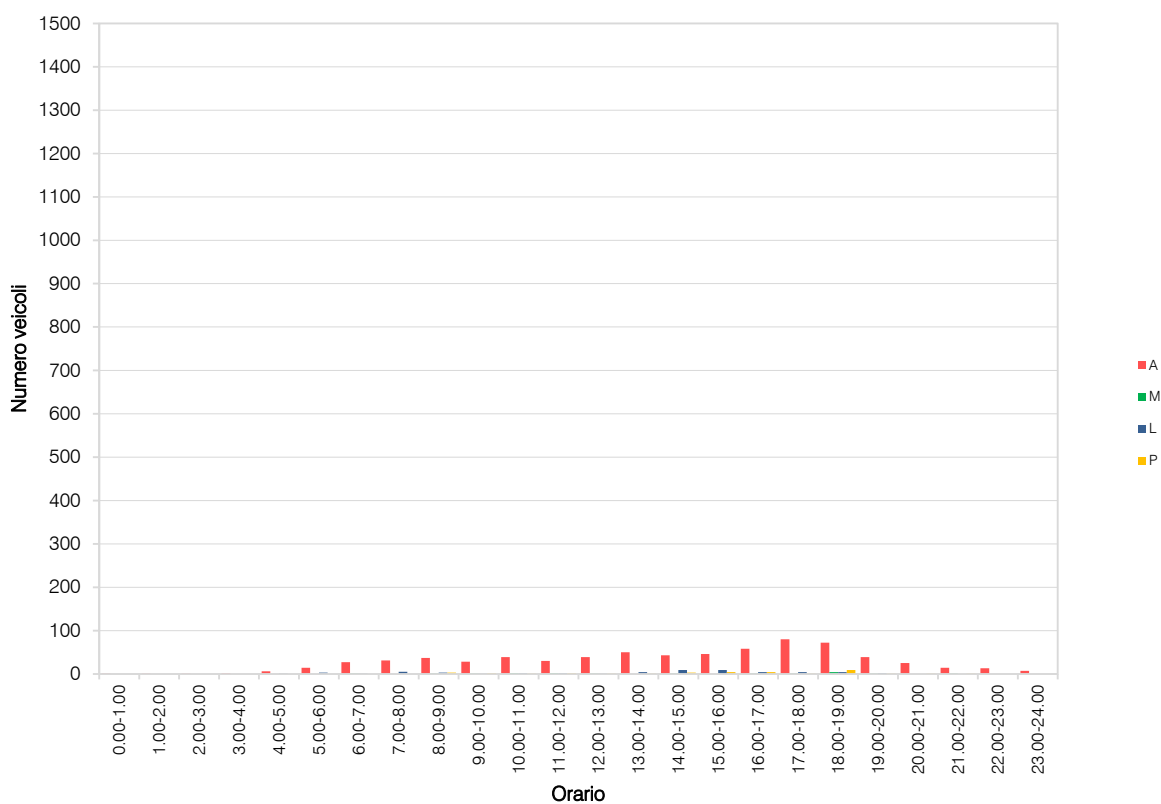
VOLUME DI TRAFFICO INTERVALLO TEMPORALE 60 min

martedì 21 maggio 2024

	A	M	L	P	veicoli totali	veicoli equivalenti orari
0.00-1.00	1	0	0	0	1	1
1.00-2.00	1	0	0	0	1	1
2.00-3.00	1	0	0	0	1	1
3.00-4.00	2	0	0	0	2	2
4.00-5.00	6	0	1	0	7	8
5.00-6.00	14	0	3	0	17	19
6.00-7.00	27	1	1	0	29	29
7.00-8.00	31	0	5	0	36	39
8.00-9.00	37	1	3	3	44	48
9.00-10.00	28	1	1	2	32	34
10.00-11.00	39	2	2	1	44	45
11.00-12.00	30	2	2	2	36	38
12.00-13.00	39	1	1	1	42	43
13.00-14.00	50	0	4	1	55	58
14.00-15.00	43	1	9	3	56	63
15.00-16.00	46	0	9	4	59	68
16.00-17.00	58	1	4	4	67	73
17.00-18.00	80	1	4	1	86	89
18.00-19.00	72	4	4	9	89	98
19.00-20.00	39	1	2	1	43	45
20.00-21.00	25	0	0	1	26	27
21.00-22.00	14	1	0	1	16	17
22.00-23.00	13	0	0	0	13	13
23.00-24.00	7	0	0	0	7	7
TOT					809	866

ELABORAZIONI GRAFICHE

martedì 21 maggio 2024



VOLUME DI TRAFFICO INTERVALLO TEMPORALE 15 min

mercoledì 22 maggio 2024

	A	M	L	P	Veicoli totali	Veic. eq.
0:00	0	0	0	0	0	0
0:15	1	0	0	0	1	1
0:30	0	0	0	0	0	0
0:45	0	0	0	0	0	0
1:00	0	0	0	0	0	0
1:15	0	0	0	0	0	0
1:30	1	0	0	0	1	1
1:45	0	0	0	0	0	0
2:00	0	0	0	0	0	0
2:15	0	0	0	0	0	0
2:30	0	0	0	0	0	0
2:45	1	0	0	0	1	1
3:00	0	0	0	0	0	0
3:15	0	0	0	0	0	0
3:30	0	0	0	0	0	0
3:45	2	0	0	0	2	2
4:00	1	0	0	0	1	1
4:15	0	0	0	0	0	0
4:30	2	0	0	0	2	2
4:45	2	0	1	0	3	4
5:00	2	0	1	0	3	4
5:15	2	0	1	0	3	4
5:30	6	0	0	0	6	6
5:45	3	0	1	0	4	5
6:00	0	0	0	0	0	0
6:15	6	0	1	0	7	8
6:30	9	4	0	0	13	11
6:45	13	0	0	0	13	13
7:00	4	0	0	0	4	4
7:15	8	0	2	0	10	11
7:30	5	0	0	0	5	5
7:45	8	0	3	0	11	13
8:00	9	0	0	1	10	11
8:15	11	0	1	2	14	17
8:30	6	0	0	0	6	6
8:45	9	4	2	0	15	14
9:00	8	0	0	0	8	8
9:15	11	4	0	1	16	15
9:30	4	0	1	1	6	8
9:45	4	0	0	0	4	4
10:00	12	5	0	0	17	15
10:15	11	0	0	1	12	13
10:30	16	5	1	0	22	20
10:45	7	0	1	0	8	9
11:00	5	0	0	0	5	5
11:15	6	0	1	1	8	10
11:30	18	9	0	1	28	25
11:45	11	6	1	0	18	16
12:00	10	0	1	1	12	14
12:15	13	5	0	0	18	16
12:30	8	0	0	0	8	8
12:45	8	0	0	0	8	8
13:00	14	0	0	0	14	14
13:15	10	0	1	1	12	14
13:30	12	0	1	0	13	14
13:45	7	0	2	0	9	10
14:00	11	0	2	0	13	14
14:15	16	4	4	1	25	26
14:30	9	0	1	1	11	13
14:45	5	0	2	1	8	10
15:00	7	0	3	1	11	14
15:15	10	0	1	1	12	14
15:30	13	0	3	1	17	20
15:45	9	0	2	1	12	14
16:00	9	0	0	1	10	11
16:15	14	0	1	2	17	20
16:30	17	5	1	1	24	23
16:45	19	0	2	1	22	24
17:00	26	0	1	1	28	30
17:15	11	0	1	0	12	13
17:30	19	4	0	0	23	21
17:45	13	0	2	0	15	16
18:00	15	0	2	1	18	20
18:15	15	0	1	0	16	17
18:30	24	5	0	0	29	27
18:45	16	0	0	1	17	18
19:00	8	0	0	0	8	8
19:15	15	6	0	0	21	18
19:30	9	0	2	1	12	14
19:45	7	0	0	0	7	7
20:00	7	0	0	1	8	9
20:15	8	0	0	0	8	8
20:30	5	0	0	0	5	5
20:45	3	0	0	0	3	3
21:00	2	0	0	0	2	2
21:15	2	0	0	0	2	2
21:30	5	0	0	0	5	5
21:45	7	5	0	1	13	12
22:00	7	0	0	0	7	7
22:15	1	0	0	0	1	1
22:30	1	0	0	0	1	1
22:45	3	0	0	0	3	3
23:00	1	0	0	0	1	1
23:15	2	0	0	0	2	2
23:30	1	0	0	0	1	1
23:45	1	0	0	0	1	1

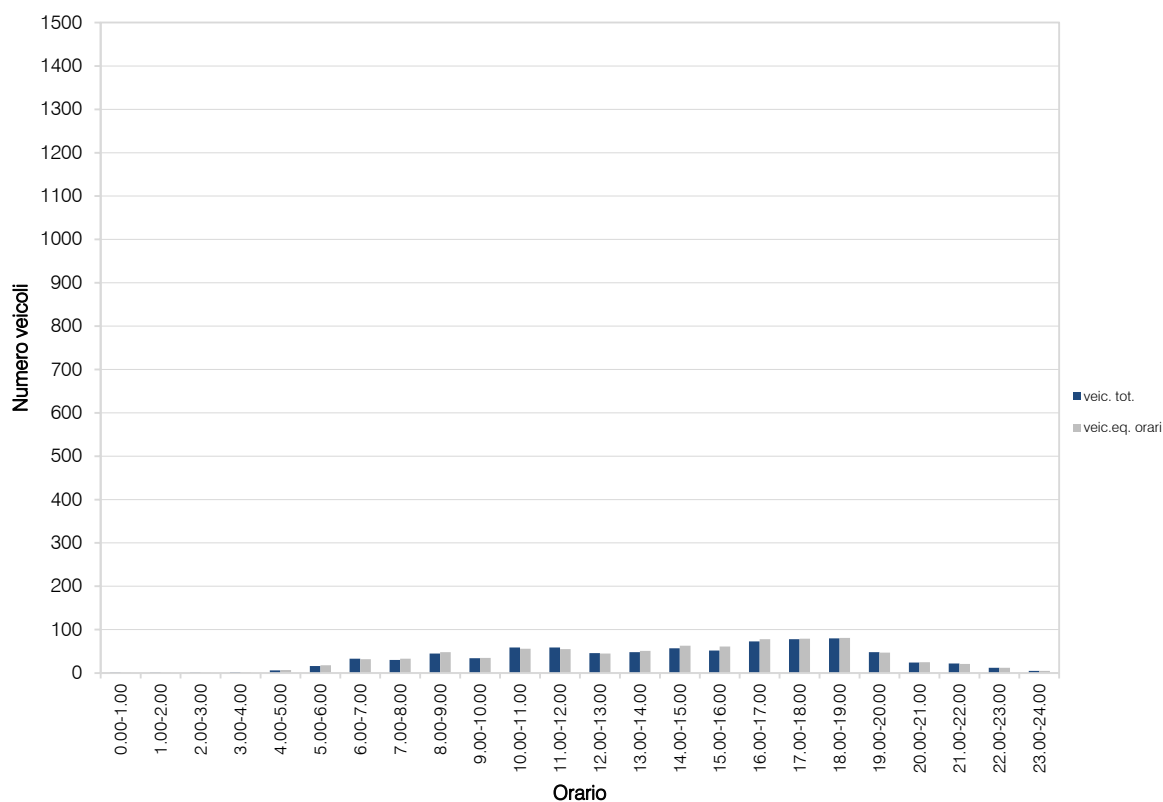
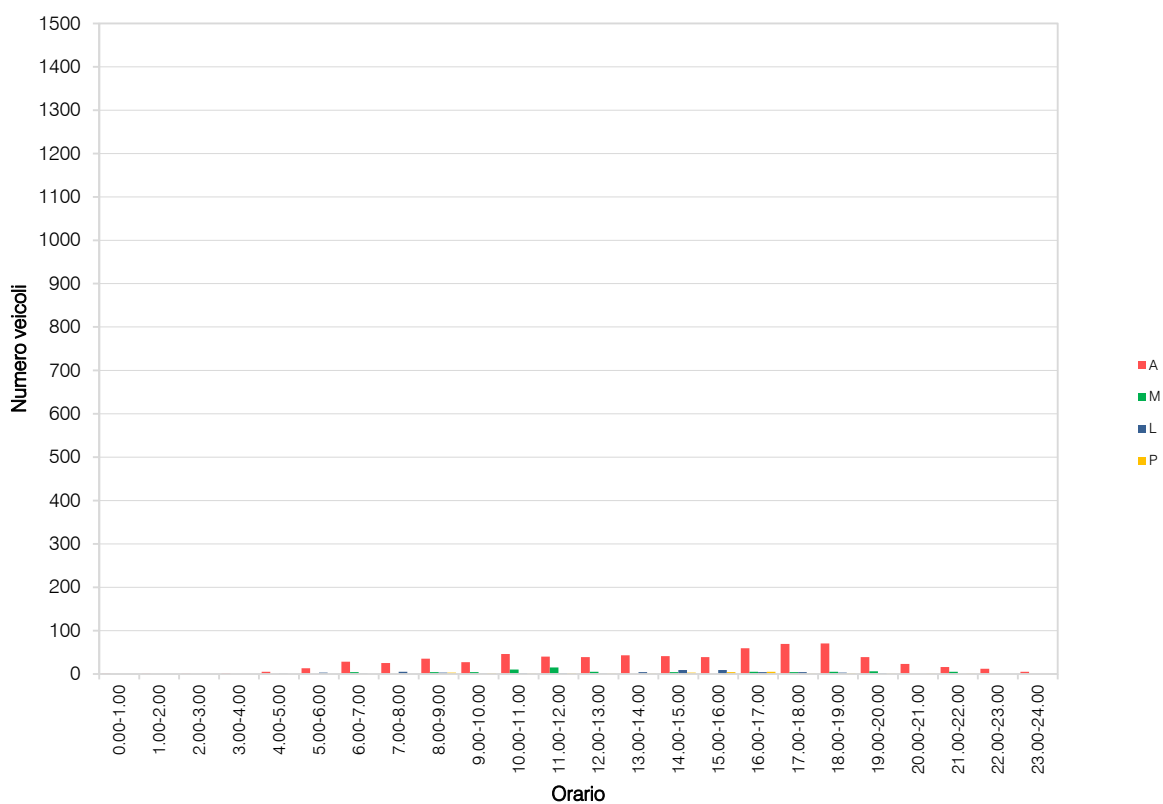
VOLUME DI TRAFFICO INTERVALLO TEMPORALE 60 min

mercoledì 22 maggio 2024

	<i>A</i>	<i>M</i>	<i>L</i>	<i>P</i>	<i>veicoli totali</i>	<i>veicoli equivalenti orari</i>
0.00-1.00	1	0	0	0	1	1
1.00-2.00	1	0	0	0	1	1
2.00-3.00	1	0	0	0	1	1
3.00-4.00	2	0	0	0	2	2
4.00-5.00	5	0	1	0	6	7
5.00-6.00	13	0	3	0	16	18
6.00-7.00	28	4	1	0	33	32
7.00-8.00	25	0	5	0	30	33
8.00-9.00	35	4	3	3	45	48
9.00-10.00	27	4	1	2	34	35
10.00-11.00	46	10	2	1	59	56
11.00-12.00	40	15	2	2	59	55
12.00-13.00	39	5	1	1	46	45
13.00-14.00	43	0	4	1	48	51
14.00-15.00	41	4	9	3	57	63
15.00-16.00	39	0	9	4	52	61
16.00-17.00	59	5	4	5	73	78
17.00-18.00	69	4	4	1	78	79
18.00-19.00	70	5	3	2	80	81
19.00-20.00	39	6	2	1	48	47
20.00-21.00	23	0	0	1	24	25
21.00-22.00	16	5	0	1	22	21
22.00-23.00	12	0	0	0	12	12
23.00-24.00	5	0	0	0	5	5
	TOT				832	857

ELABORAZIONI GRAFICHE

mercoledì 22 maggio 2024



VOLUME DI TRAFFICO INTERVALLO TEMPORALE 15 min

giovedì 23 maggio 2024

	A	M	L	P	Veicoli totali	Veic. eq.
0:00	0	0	0	0	0	0
0:15	1	0	0	0	1	1
0:30	0	0	0	0	0	0
0:45	0	0	0	0	0	0
1:00	0	0	0	0	0	0
1:15	0	0	0	0	0	0
1:30	1	0	0	0	1	1
1:45	0	0	0	0	0	0
2:00	0	0	0	0	0	0
2:15	0	0	0	0	0	0
2:30	0	0	0	0	0	0
2:45	1	0	0	0	1	1
3:00	0	0	0	0	0	0
3:15	0	0	0	0	0	0
3:30	0	0	0	0	0	0
3:45	2	0	0	0	2	2
4:00	1	0	0	0	1	1
4:15	0	0	0	0	0	0
4:30	2	0	0	0	2	2
4:45	2	0	1	0	3	4
5:00	2	0	1	0	3	4
5:15	2	0	1	0	3	4
5:30	6	0	0	0	6	6
5:45	3	0	1	0	4	5
6:00	0	0	0	0	0	0
6:15	7	0	1	0	8	9
6:30	6	2	0	0	8	7
6:45	10	0	0	0	10	10
7:00	4	0	0	0	4	4
7:15	9	0	2	0	11	12
7:30	5	0	0	0	5	5
7:45	10	0	3	0	13	15
8:00	9	0	0	1	10	11
8:15	11	0	1	1	13	15
8:30	7	0	0	0	7	7
8:45	7	2	2	0	11	11
9:00	7	0	0	0	7	7
9:15	9	3	0	1	13	13
9:30	4	0	1	1	6	8
9:45	4	0	0	0	4	4
10:00	10	3	0	0	13	12
10:15	9	0	0	1	10	11
10:30	11	2	1	0	14	14
10:45	6	0	1	0	7	8
11:00	5	0	0	0	5	5
11:15	6	0	1	1	8	10
11:30	11	4	0	1	16	15
11:45	9	3	1	0	13	12
12:00	6	0	0	1	7	8
12:15	7	0	1	1	9	11
12:30	10	0	1	0	11	12
12:45	12	0	1	0	13	14
13:00	8	0	1	1	10	12
13:15	8	0	0	1	9	10
13:30	12	0	0	0	12	12
13:45	18	0	2	1	21	23
14:00	12	0	0	1	13	14
14:15	11	0	1	1	13	15
14:30	10	0	0	0	10	10
14:45	14	0	1	1	16	18
15:00	5	0	3	0	8	10
15:15	11	1	3	2	17	20
15:30	9	0	0	1	10	11
15:45	10	0	1	2	13	16
16:00	12	0	3	1	16	19
16:15	10	0	3	0	13	15
16:30	12	0	1	1	14	16
16:45	13	0	1	0	14	15
17:00	15	0	0	1	16	17
17:15	10	0	1	0	11	12
17:30	17	1	0	1	19	20
17:45	28	1	0	0	29	29
18:00	17	1	1	0	19	19
18:15	19	0	0	1	20	21
18:30	10	0	0	1	11	12
18:45	13	0	0	0	13	13
19:00	7	0	0	0	7	7
19:15	7	0	0	0	7	7
19:30	5	0	0	0	5	5
19:45	2	0	0	0	2	2
20:00	7	0	1	1	9	11
20:15	4	0	0	0	4	4
20:30	3	0	0	0	3	3
20:45	4	0	0	0	4	4
21:00	4	0	4	0	8	10
21:15	5	1	6	0	12	15
21:30	6	0	1	0	7	8
21:45	0	0	0	0	0	0
22:00	5	0	0	0	5	5
22:15	3	0	0	0	3	3
22:30	0	0	0	0	0	0
22:45	1	0	0	0	1	1
23:00	1	0	0	0	1	1
23:15	0	0	0	0	0	0
23:30	1	0	0	0	1	1
23:45	0	0	0	0	0	0

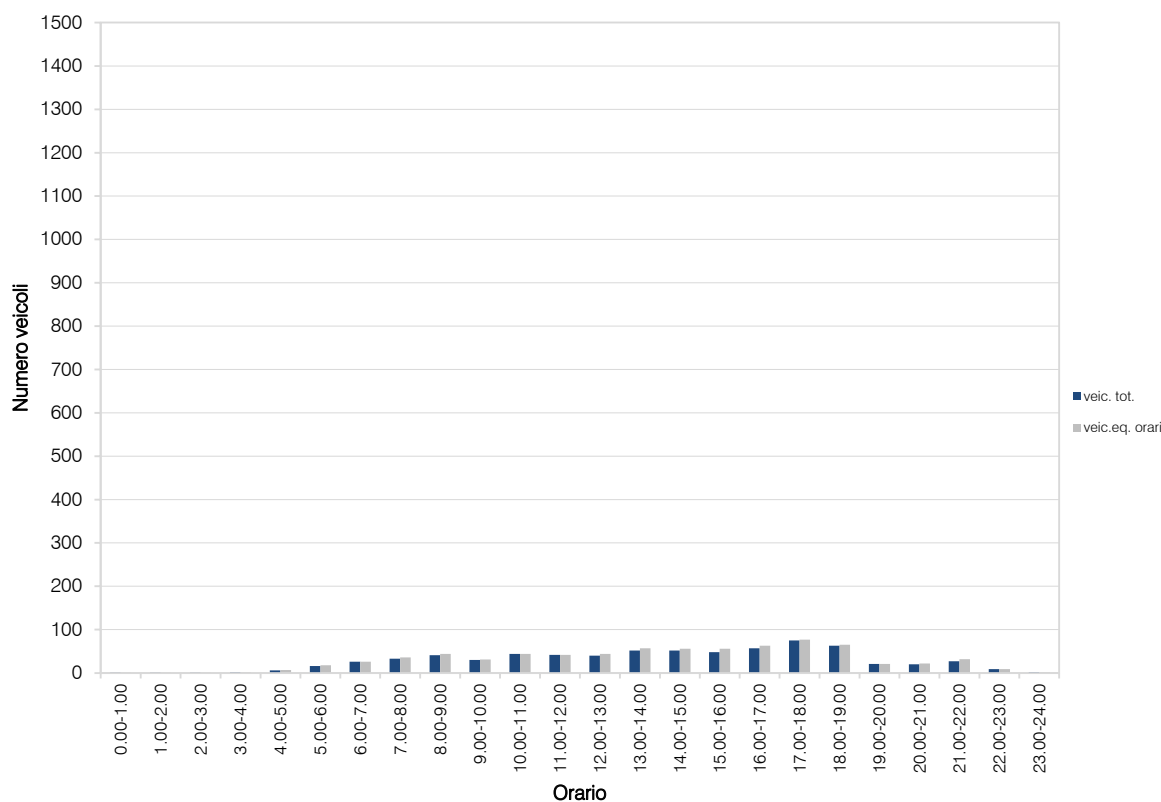
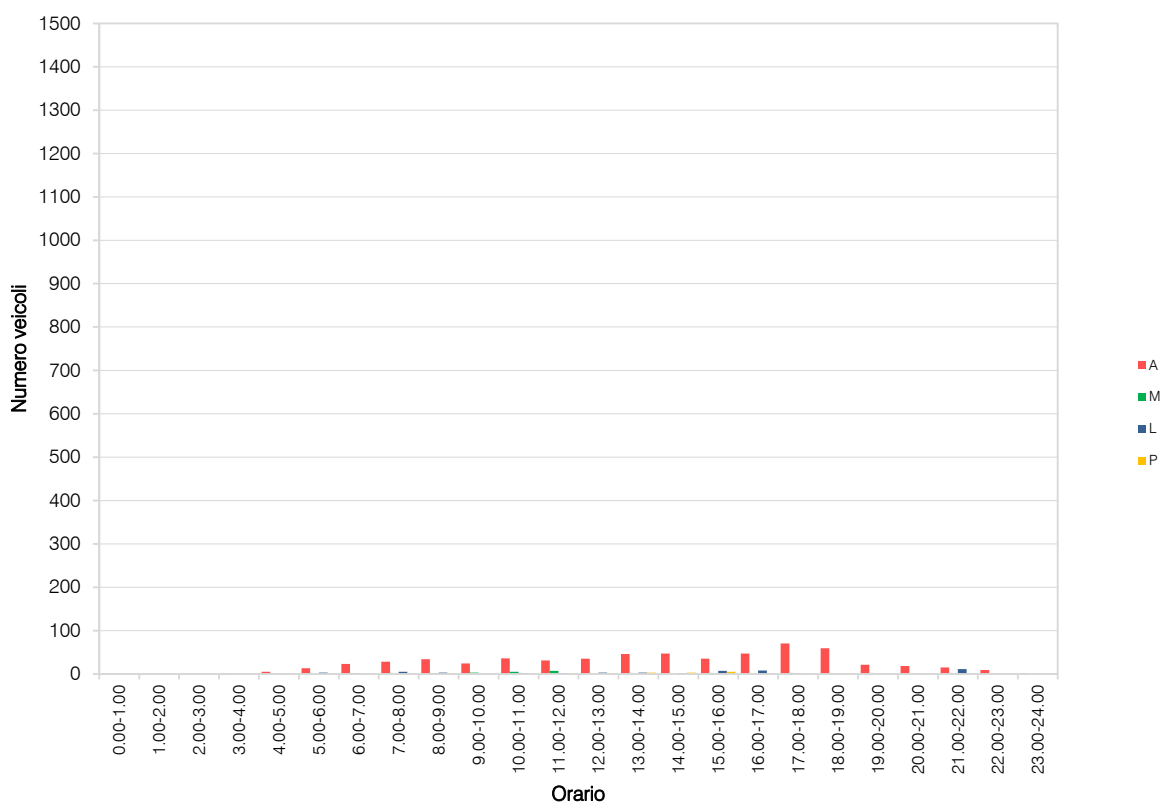
VOLUME DI TRAFFICO INTERVALLO TEMPORALE 60 min

giovedì 23 maggio 2024

	<i>A</i>	<i>M</i>	<i>L</i>	<i>P</i>	<i>veicoli totali</i>	<i>veicoli equivalenti orari</i>
0.00-1.00	1	0	0	0	1	1
1.00-2.00	1	0	0	0	1	1
2.00-3.00	1	0	0	0	1	1
3.00-4.00	2	0	0	0	2	2
4.00-5.00	5	0	1	0	6	7
5.00-6.00	13	0	3	0	16	18
6.00-7.00	23	2	1	0	26	26
7.00-8.00	28	0	5	0	33	36
8.00-9.00	34	2	3	2	41	44
9.00-10.00	24	3	1	2	30	31
10.00-11.00	36	5	2	1	44	44
11.00-12.00	31	7	2	2	42	42
12.00-13.00	35	0	3	2	40	44
13.00-14.00	46	0	3	3	52	57
14.00-15.00	47	0	2	3	52	56
15.00-16.00	35	1	7	5	48	56
16.00-17.00	47	0	8	2	57	63
17.00-18.00	70	2	1	2	75	77
18.00-19.00	59	1	1	2	63	65
19.00-20.00	21	0	0	0	21	21
20.00-21.00	18	0	1	1	20	22
21.00-22.00	15	1	11	0	27	32
22.00-23.00	9	0	0	0	9	9
23.00-24.00	2	0	0	0	2	2
TOT					709	757

ELABORAZIONI GRAFICHE

giovedì 23 maggio 2024



RILIEVI AUTOMATICI: RADAR 3

DATI GENERALI

SP84 - Via Onaro, dir. sud

Giorni di rilievo

venerdì 17 maggio 2024

sabato 18 maggio 2024

domenica 19 maggio 2024

lunedì 20 maggio 2024

martedì 21 maggio 2024

mercoledì 22 maggio 2024

giovedì 23 maggio 2024



Allegati - Radar 3.xlsx



VOLUME DI TRAFFICO INTERVALLO TEMPORALE 15 min

venerdì 17 maggio 2024

	A	M	L	P	Veicoli totali	Veic. eq.
0:00	8	0	1	0	9	10
0:15	5	0	0	0	5	5
0:30	1	0	0	0	1	1
0:45	1	0	0	0	1	1
1:00	5	0	0	0	5	5
1:15	0	0	0	0	0	0
1:30	1	0	0	0	1	1
1:45	1	0	0	0	1	1
2:00	2	0	0	0	2	2
2:15	5	0	0	0	5	5
2:30	0	0	0	0	0	0
2:45	4	0	0	0	4	4
3:00	4	0	0	0	4	4
3:15	2	0	0	0	2	2
3:30	1	0	0	0	1	1
3:45	3	0	0	0	3	3
4:00	2	0	0	0	2	2
4:15	2	0	0	0	2	2
4:30	7	0	0	0	7	7
4:45	8	0	1	1	10	12
5:00	12	0	1	0	13	14
5:15	17	0	1	1	19	21
5:30	44	1	4	3	52	57
5:45	37	0	2	2	41	44
6:00	19	0	1	1	21	23
6:15	42	0	3	3	48	53
6:30	66	0	5	4	75	82
6:45	70	1	6	5	82	90
7:00	81	0	6	5	92	100
7:15	92	3	7	6	108	116
7:30	102	1	9	7	119	130
7:45	105	3	7	6	121	129
8:00	82	3	2	2	89	91
8:15	101	1	2	1	105	107
8:30	82	3	2	1	88	89
8:45	80	0	1	1	82	84
9:00	63	1	1	1	66	67
9:15	69	0	1	1	71	73
9:30	55	0	0	0	55	55
9:45	54	0	1	1	56	58
10:00	55	1	1	0	57	57
10:15	55	0	0	0	55	55
10:30	63	0	1	1	65	67
10:45	65	0	1	1	67	69
11:00	58	0	1	0	59	60
11:15	59	5	1	0	65	63
11:30	50	1	1	1	53	54
11:45	59	0	0	0	59	59
12:00	55	0	1	1	57	59
12:15	46	2	1	1	50	51
12:30	65	0	2	1	68	70
12:45	50	0	1	1	52	54
13:00	58	1	2	1	62	64
13:15	67	0	3	2	72	76
13:30	68	0	3	3	74	79
13:45	73	1	4	3	81	86
14:00	48	1	2	2	53	56
14:15	67	4	3	3	77	80
14:30	65	1	3	2	71	74
14:45	66	1	3	3	73	77
15:00	55	0	2	2	59	62
15:15	76	2	4	3	85	89
15:30	73	1	4	3	81	86
15:45	78	0	4	3	85	90
16:00	67	0	4	3	74	79
16:15	67	2	3	2	74	77
16:30	90	2	5	4	101	107
16:45	98	3	5	4	110	115
17:00	71	1	5	4	81	87
17:15	76	3	5	4	88	93
17:30	92	2	8	7	109	119
17:45	84	2	5	4	95	101
18:00	92	4	4	3	103	106
18:15	79	2	6	5	92	99
18:30	70	3	6	5	84	91
18:45	86	3	8	6	103	112
19:00	69	0	7	5	81	90
19:15	74	3	7	6	90	98
19:30	78	1	7	6	92	101
19:45	63	3	6	5	77	84
20:00	63	0	5	4	72	79
20:15	71	1	3	3	78	82
20:30	37	0	1	1	39	41
20:45	35	0	2	2	39	42
21:00	26	1	1	1	29	30
21:15	42	1	2	2	47	50
21:30	46	0	2	2	50	53
21:45	30	0	2	1	33	35
22:00	32	1	2	1	36	38
22:15	35	0	2	1	38	40
22:30	19	0	1	1	21	23
22:45	32	0	1	1	34	36
23:00	20	1	1	1	23	24
23:15	19	0	1	1	21	23
23:30	16	0	1	0	17	18
23:45	9	0	1	1	11	13

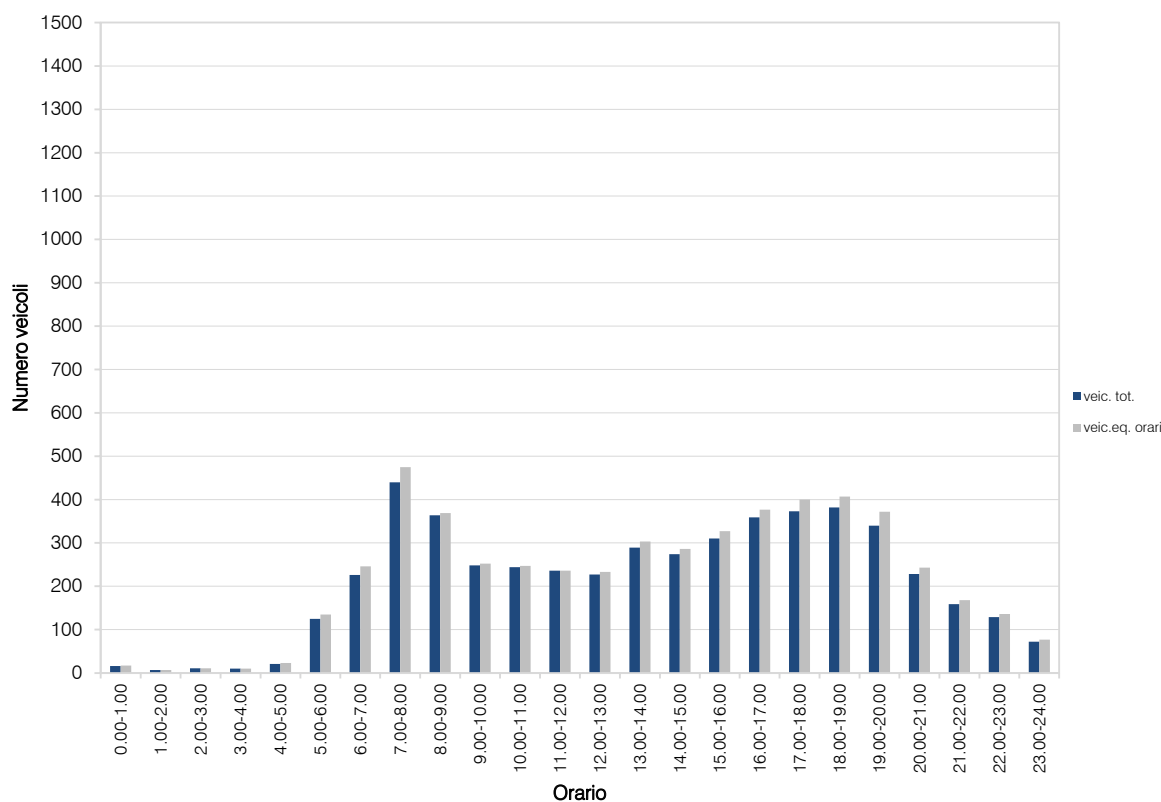
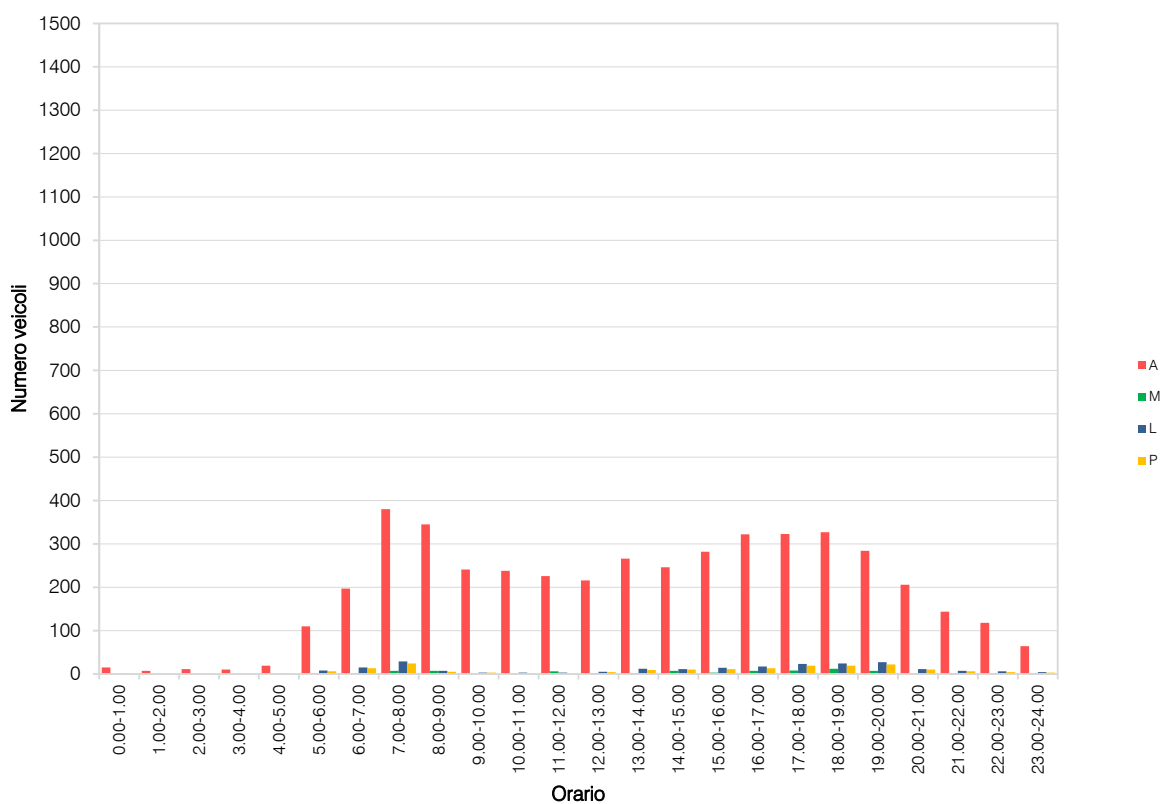
VOLUME DI TRAFFICO INTERVALLO TEMPORALE 60 min

venerdì 17 maggio 2024

	A	M	L	P	veicoli totali	veicoli equivalenti orari
0.00-1.00	15	0	1	0	16	17
1.00-2.00	7	0	0	0	7	7
2.00-3.00	11	0	0	0	11	11
3.00-4.00	10	0	0	0	10	10
4.00-5.00	19	0	1	1	21	23
5.00-6.00	110	1	8	6	125	135
6.00-7.00	197	1	15	13	226	246
7.00-8.00	380	7	29	24	440	475
8.00-9.00	345	7	7	5	364	369
9.00-10.00	241	1	3	3	248	252
10.00-11.00	238	1	3	2	244	247
11.00-12.00	226	6	3	1	236	236
12.00-13.00	216	2	5	4	227	233
13.00-14.00	266	2	12	9	289	303
14.00-15.00	246	7	11	10	274	286
15.00-16.00	282	3	14	11	310	327
16.00-17.00	322	7	17	13	359	377
17.00-18.00	323	8	23	19	373	400
18.00-19.00	327	12	24	19	382	407
19.00-20.00	284	7	27	22	340	372
20.00-21.00	206	1	11	10	228	243
21.00-22.00	144	2	7	6	159	168
22.00-23.00	118	1	6	4	129	136
23.00-24.00	64	1	4	3	72	77
				TOT	5.090	5.357

ELABORAZIONI GRAFICHE

venerdì 17 maggio 2024



VOLUME DI TRAFFICO INTERVALLO TEMPORALE 15 min

sabato 18 maggio 2024

	A	M	L	P	Veicoli totali	Veic. eq.
0:00	20	0	1	0	21	22
0:15	12	0	1	0	13	14
0:30	11	0	0	0	11	11
0:45	14	0	1	0	15	16
1:00	8	0	0	0	8	8
1:15	5	0	0	0	5	5
1:30	5	0	0	0	5	5
1:45	5	0	1	0	6	7
2:00	5	0	0	0	5	5
2:15	2	0	0	0	2	2
2:30	4	0	0	0	4	4
2:45	5	0	0	0	5	5
3:00	5	0	0	0	5	5
3:15	6	0	0	0	6	6
3:30	1	0	0	0	1	1
3:45	0	0	0	0	0	0
4:00	3	0	0	0	3	3
4:15	4	0	0	0	4	4
4:30	2	0	0	0	2	2
4:45	5	0	0	0	5	5
5:00	4	0	0	0	4	4
5:15	7	0	0	0	7	7
5:30	24	0	1	1	26	28
5:45	17	0	1	0	18	19
6:00	14	0	1	0	15	16
6:15	22	0	1	1	24	26
6:30	40	0	2	1	43	45
6:45	38	1	2	1	42	44
7:00	36	1	2	1	40	42
7:15	48	1	3	2	54	57
7:30	49	0	3	2	54	58
7:45	41	1	4	1	47	50
8:00	61	0	3	2	66	70
8:15	59	1	4	2	66	70
8:30	58	3	4	1	66	68
8:45	57	0	3	0	60	62
9:00	70	1	1	0	72	72
9:15	73	1	1	0	75	75
9:30	65	0	1	0	66	67
9:45	60	0	1	0	61	62
10:00	65	1	1	0	67	67
10:15	75	1	1	1	78	79
10:30	72	0	1	0	73	74
10:45	73	2	1	1	77	78
11:00	78	2	2	0	82	82
11:15	61	0	1	0	62	63
11:30	86	1	1	0	88	88
11:45	59	2	1	0	62	62
12:00	71	1	1	0	73	73
12:15	71	2	1	0	74	74
12:30	66	1	1	0	68	68
12:45	39	1	2	2	44	47
13:00	47	1	2	3	53	57
13:15	43	2	2	2	49	51
13:30	53	0	2	3	58	62
13:45	54	1	2	3	60	64
14:00	39	1	2	3	45	49
14:15	47	1	2	3	53	57
14:30	45	0	1	3	49	53
14:45	45	0	2	3	50	54
15:00	62	3	3	4	72	76
15:15	53	0	2	4	59	64
15:30	63	0	2	3	68	72
15:45	56	3	2	4	65	69
16:00	56	0	2	3	61	65
16:15	42	0	0	0	42	42
16:30	69	2	1	0	72	72
16:45	77	1	1	0	79	79
17:00	70	1	1	0	72	72
17:15	60	4	1	0	65	64
17:30	58	4	1	0	63	62
17:45	67	1	1	0	69	69
18:00	63	0	1	0	64	65
18:15	73	1	1	0	75	75
18:30	74	0	1	0	75	76
18:45	96	0	1	0	97	98
19:00	83	2	0	0	85	84
19:15	81	0	1	0	82	83
19:30	77	0	1	0	78	79
19:45	74	2	1	0	77	77
20:00	52	1	0	0	53	53
20:15	43	0	2	2	47	50
20:30	40	0	1	2	43	46
20:45	32	0	2	1	35	37
21:00	25	1	2	1	29	31
21:15	36	0	1	2	39	42
21:30	23	0	1	2	26	29
21:45	34	1	1	2	38	40
22:00	21	0	1	1	23	25
22:15	27	0	1	1	29	31
22:30	41	1	2	2	46	49
22:45	26	3	1	2	32	33
23:00	32	0	2	2	36	39
23:15	38	0	2	2	42	45
23:30	26	0	1	2	29	32
23:45	5	0	0	0	5	5

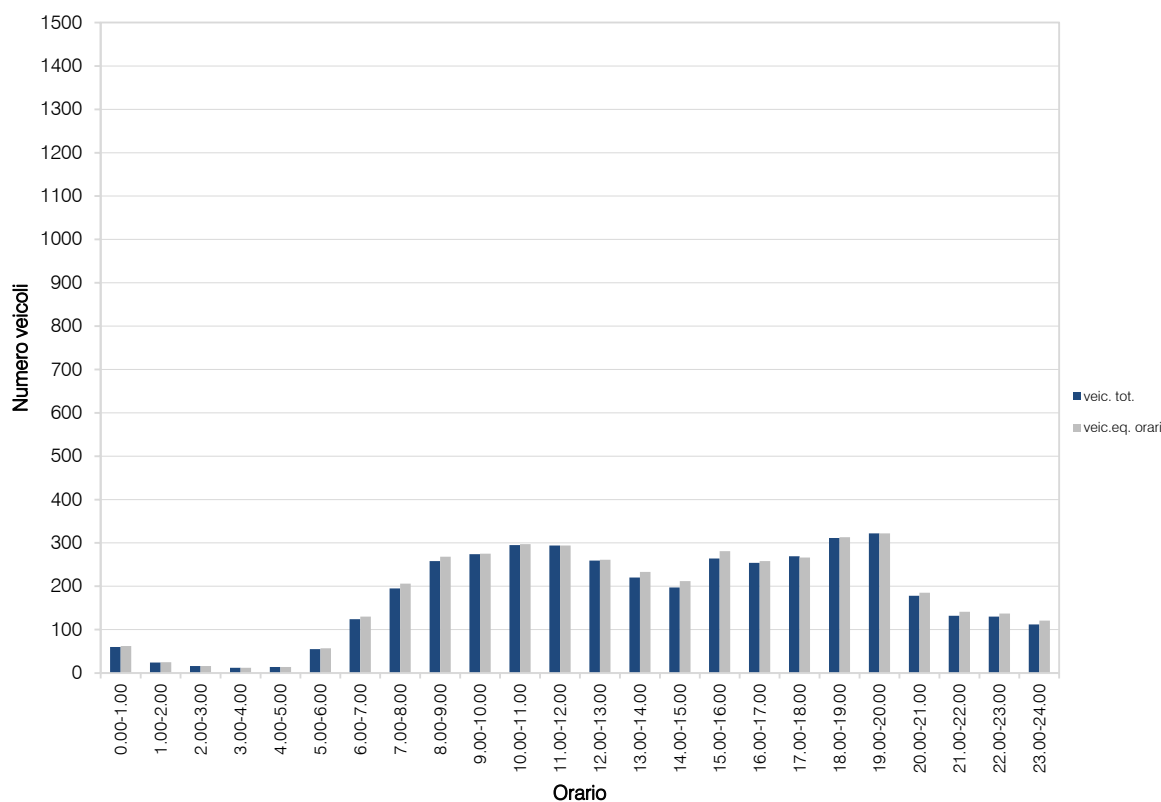
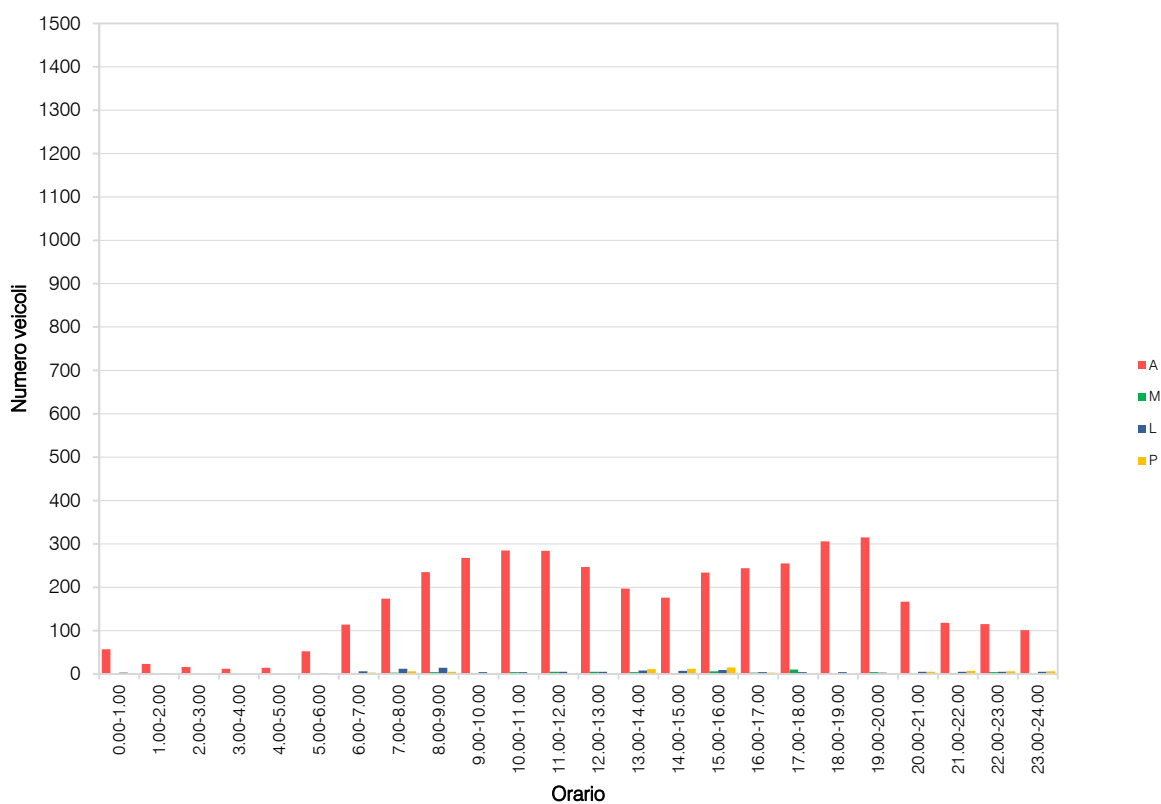
VOLUME DI TRAFFICO INTERVALLO TEMPORALE 60 min

sabato 18 maggio 2024

	<i>A</i>	<i>M</i>	<i>L</i>	<i>P</i>	<i>veicoli totali</i>	<i>veicoli equivalenti orari</i>
0.00-1.00	57	0	3	0	60	62
1.00-2.00	23	0	1	0	24	25
2.00-3.00	16	0	0	0	16	16
3.00-4.00	12	0	0	0	12	12
4.00-5.00	14	0	0	0	14	14
5.00-6.00	52	0	2	1	55	57
6.00-7.00	114	1	6	3	124	130
7.00-8.00	174	3	12	6	195	206
8.00-9.00	235	4	14	5	258	268
9.00-10.00	268	2	4	0	274	275
10.00-11.00	285	4	4	2	295	297
11.00-12.00	284	5	5	0	294	294
12.00-13.00	247	5	5	2	259	261
13.00-14.00	197	4	8	11	220	233
14.00-15.00	176	2	7	12	197	212
15.00-16.00	234	6	9	15	264	281
16.00-17.00	244	3	4	3	254	258
17.00-18.00	255	10	4	0	269	266
18.00-19.00	306	1	4	0	311	313
19.00-20.00	315	4	3	0	322	322
20.00-21.00	167	1	5	5	178	185
21.00-22.00	118	2	5	7	132	141
22.00-23.00	115	4	5	6	130	137
23.00-24.00	101	0	5	6	112	121
	TOT				4.269	4.386

ELABORAZIONI GRAFICHE

sabato 18 maggio 2024



VOLUME DI TRAFFICO INTERVALLO TEMPORALE 15 min

domenica 19 maggio 2024

	A	M	L	P	Veicoli totali	Veic. eq.
0:00	18	0	1	0	19	20
0:15	20	1	0	0	21	21
0:30	16	1	0	0	17	17
0:45	15	0	0	0	15	15
1:00	9	0	0	0	9	9
1:15	15	1	0	0	16	16
1:30	12	0	0	0	12	12
1:45	10	0	0	0	10	10
2:00	9	0	0	0	9	9
2:15	2	0	0	0	2	2
2:30	4	0	0	0	4	4
2:45	5	0	0	0	5	5
3:00	6	1	0	0	7	7
3:15	2	0	0	0	2	2
3:30	2	0	0	0	2	2
3:45	3	0	0	0	3	3
4:00	4	0	0	0	4	4
4:15	2	0	0	0	2	2
4:30	4	0	0	0	4	4
4:45	1	0	0	0	1	1
5:00	2	0	0	0	2	2
5:15	1	0	0	0	1	1
5:30	14	0	0	0	14	14
5:45	3	0	0	0	3	3
6:00	5	0	0	0	5	5
6:15	12	0	0	0	12	12
6:30	11	0	1	0	12	13
6:45	13	0	0	0	13	13
7:00	20	0	0	0	20	20
7:15	20	0	1	0	21	22
7:30	24	1	1	0	26	26
7:45	11	1	1	0	13	13
8:00	19	0	1	0	20	21
8:15	22	1	1	0	24	24
8:30	37	1	1	1	40	41
8:45	45	0	1	1	47	49
9:00	48	2	2	1	53	54
9:15	35	2	1	0	38	38
9:30	49	0	0	0	49	49
9:45	59	0	1	0	60	61
10:00	56	1	1	0	58	58
10:15	50	0	0	0	50	50
10:30	66	1	1	0	68	68
10:45	66	0	0	0	66	66
11:00	52	0	0	0	52	52
11:15	58	2	0	0	60	59
11:30	58	1	1	0	60	60
11:45	71	0	1	0	72	73
12:00	70	2	1	0	73	73
12:15	50	3	1	0	54	53
12:30	53	0	1	1	55	57
12:45	44	0	1	1	46	48
13:00	33	0	1	0	34	35
13:15	32	0	1	1	34	36
13:30	24	0	1	0	25	26
13:45	27	0	1	0	28	29
14:00	34	0	1	1	36	38
14:15	46	0	1	1	48	50
14:30	48	1	2	1	52	54
14:45	41	1	2	1	44	45
15:00	47	0	2	1	50	52
15:15	56	1	1	1	59	60
15:30	47	1	2	1	51	53
15:45	48	0	1	1	50	52
16:00	51	0	0	0	51	51
16:15	66	0	0	0	66	66
16:30	51	0	1	0	52	53
16:45	83	3	0	0	86	85
17:00	82	1	0	0	83	83
17:15	75	1	1	0	77	77
17:30	99	1	0	0	100	100
17:45	85	1	0	0	86	86
18:00	104	0	0	0	104	104
18:15	87	1	0	0	88	88
18:30	82	0	1	0	83	84
18:45	74	2	1	0	77	77
19:00	77	1	0	0	78	78
19:15	49	0	0	0	49	49
19:30	64	1	1	0	66	66
19:45	68	2	2	0	72	72
20:00	41	1	0	0	42	42
20:15	47	0	1	0	48	49
20:30	49	0	1	1	51	53
20:45	23	1	1	0	25	25
21:00	37	1	1	1	40	41
21:15	31	1	1	1	34	35
21:30	39	0	1	1	41	43
21:45	40	0	1	1	42	44
22:00	35	0	1	1	37	39
22:15	33	0	0	1	34	35
22:30	21	1	1	0	23	23
22:45	18	0	0	0	18	18
23:00	19	0	0	0	19	19
23:15	15	0	0	0	15	15
23:30	10	0	0	0	10	10
23:45	0	0	0	0	0	0

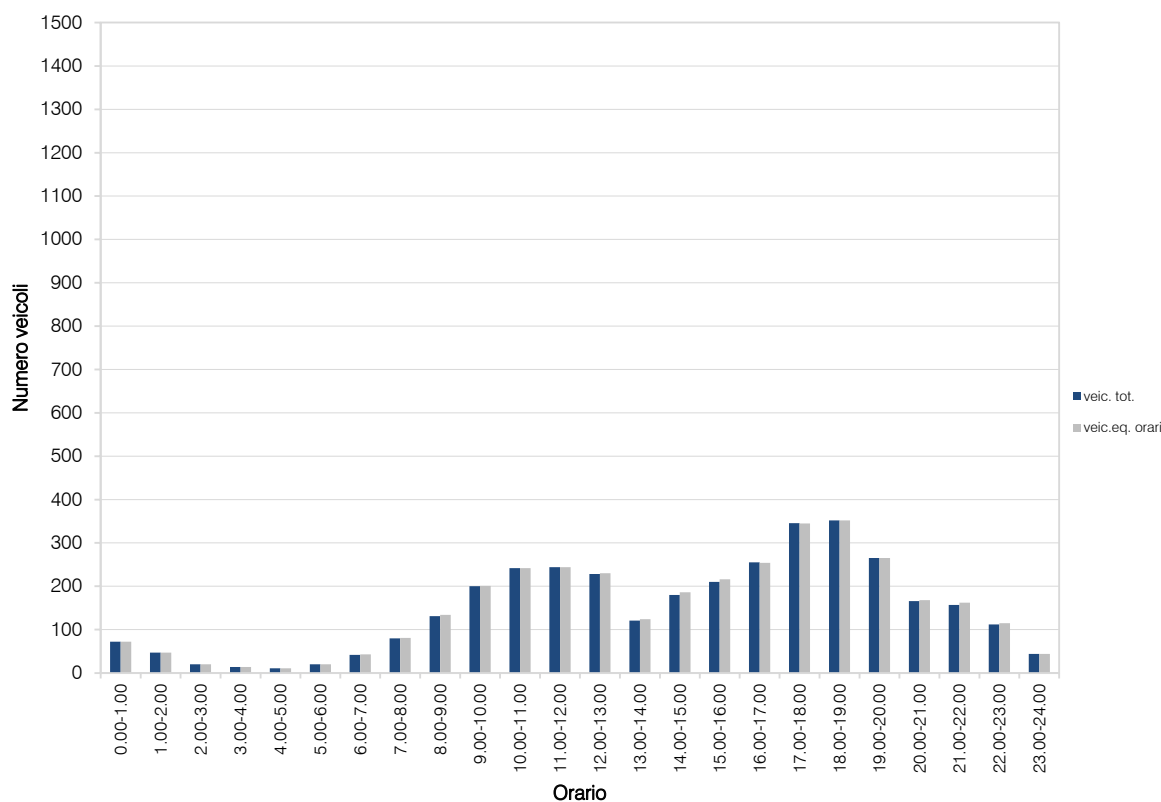
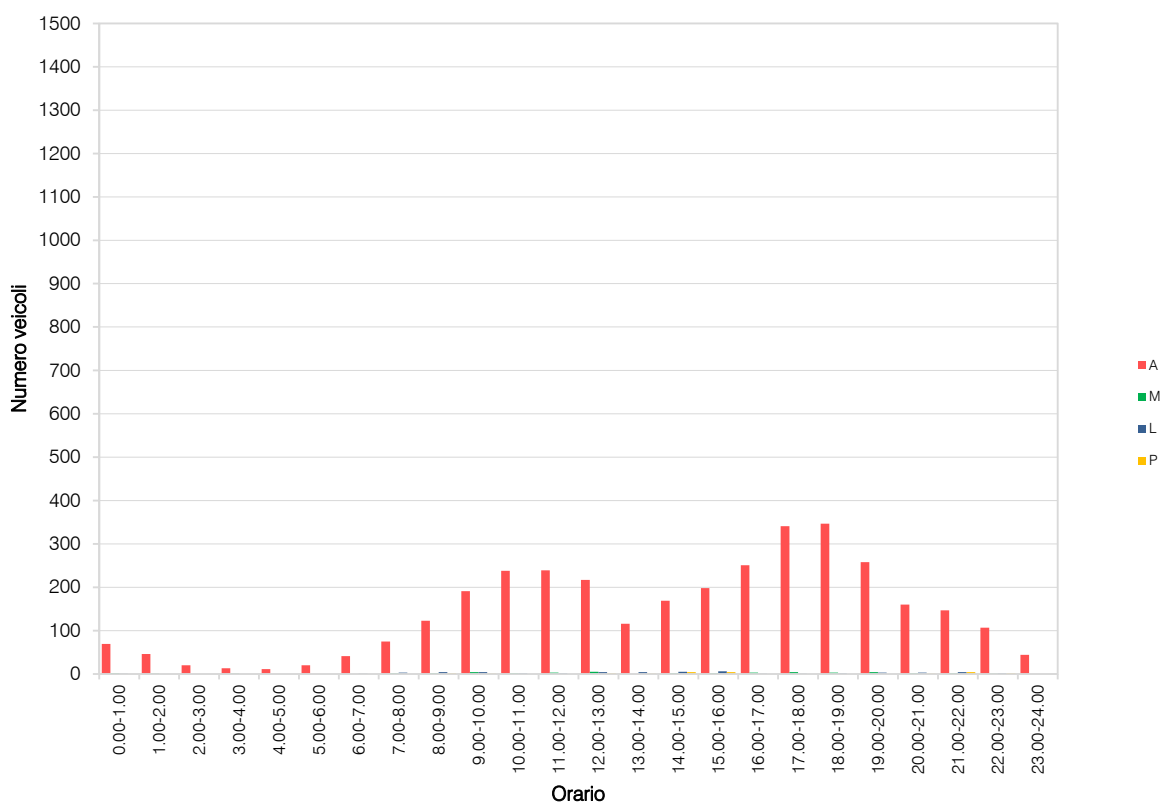
VOLUME DI TRAFFICO INTERVALLO TEMPORALE 60 min

domenica 19 maggio 2024

	<i>A</i>	<i>M</i>	<i>L</i>	<i>P</i>	<i>veicoli totali</i>	<i>veicoli equivalenti orari</i>
0.00-1.00	69	2	1	0	72	72
1.00-2.00	46	1	0	0	47	47
2.00-3.00	20	0	0	0	20	20
3.00-4.00	13	1	0	0	14	14
4.00-5.00	11	0	0	0	11	11
5.00-6.00	20	0	0	0	20	20
6.00-7.00	41	0	1	0	42	43
7.00-8.00	75	2	3	0	80	81
8.00-9.00	123	2	4	2	131	134
9.00-10.00	191	4	4	1	200	201
10.00-11.00	238	2	2	0	242	242
11.00-12.00	239	3	2	0	244	244
12.00-13.00	217	5	4	2	228	230
13.00-14.00	116	0	4	1	121	124
14.00-15.00	169	2	5	4	180	186
15.00-16.00	198	2	6	4	210	216
16.00-17.00	251	3	1	0	255	254
17.00-18.00	341	4	1	0	346	345
18.00-19.00	347	3	2	0	352	352
19.00-20.00	258	4	3	0	265	265
20.00-21.00	160	2	3	1	166	168
21.00-22.00	147	2	4	4	157	162
22.00-23.00	107	1	2	2	112	115
23.00-24.00	44	0	0	0	44	44
TOT					3.559	3.590

ELABORAZIONI GRAFICHE

domenica 19 maggio 2024



VOLUME DI TRAFFICO INTERVALLO TEMPORALE 15 min

lunedì 20 maggio 2024

	A	M	L	P	Veicoli totali	Veic. eq.
0:00	11	0	0	1	12	13
0:15	6	0	0	0	6	6
0:30	5	0	0	0	5	5
0:45	3	1	0	0	4	4
1:00	2	0	0	0	2	2
1:15	2	0	0	0	2	2
1:30	1	0	0	0	1	1
1:45	0	0	0	0	0	0
2:00	2	0	0	0	2	2
2:15	3	1	0	0	4	4
2:30	1	0	0	0	1	1
2:45	2	0	0	0	2	2
3:00	3	0	0	0	3	3
3:15	4	0	0	0	4	4
3:30	2	0	0	0	2	2
3:45	4	0	0	0	4	4
4:00	7	0	0	1	8	9
4:15	9	0	0	1	10	11
4:30	6	0	0	0	6	6
4:45	11	0	0	1	12	13
5:00	15	0	0	1	16	17
5:15	23	1	1	1	26	27
5:30	43	0	1	3	47	51
5:45	34	0	1	2	37	40
6:00	29	2	1	2	34	36
6:15	49	1	1	3	54	57
6:30	67	0	2	4	73	78
6:45	81	2	3	4	90	95
7:00	92	2	3	5	102	108
7:15	93	3	2	6	104	110
7:30	100	4	3	7	114	121
7:45	118	3	4	6	131	138
8:00	89	0	4	5	98	105
8:15	86	4	4	4	98	102
8:30	101	1	9	1	112	117
8:45	83	1	5	4	93	99
9:00	59	0	4	3	66	71
9:15	65	1	3	4	73	78
9:30	54	0	3	3	60	65
9:45	59	0	2	3	64	68
10:00	64	0	4	3	71	76
10:15	50	2	3	2	57	60
10:30	53	2	2	3	60	63
10:45	56	0	3	3	62	67
11:00	57	0	3	3	63	68
11:15	50	1	3	2	56	59
11:30	49	1	4	1	55	58
11:45	53	0	6	1	60	64
12:00	65	1	7	1	74	78
12:15	52	0	6	0	58	61
12:30	69	1	2	1	73	75
12:45	64	4	3	2	73	75
13:00	59	1	1	3	64	67
13:15	68	1	2	3	74	78
13:30	67	3	2	3	75	78
13:45	66	3	3	3	75	78
14:00	79	0	3	4	86	92
14:15	58	1	2	3	64	68
14:30	58	3	0	3	64	66
14:45	74	1	2	3	80	84
15:00	57	2	2	1	62	63
15:15	65	1	1	1	68	69
15:30	67	1	1	0	69	69
15:45	77	0	1	1	79	81
16:00	75	1	2	2	80	83
16:15	69	2	2	4	77	81
16:30	80	0	2	1	83	85
16:45	100	0	2	0	102	103
17:00	78	0	2	1	81	83
17:15	106	4	2	0	112	111
17:30	100	4	1	1	106	106
17:45	93	2	2	0	97	97
18:00	87	3	3	5	98	103
18:15	89	4	3	4	100	104
18:30	97	1	4	5	107	114
18:45	60	1	4	3	68	73
19:00	75	1	2	4	82	87
19:15	65	1	2	4	72	77
19:30	56	0	2	3	61	65
19:45	44	0	2	3	49	53
20:00	34	0	2	1	37	39
20:15	33	1	2	2	38	41
20:30	21	0	0	2	23	25
20:45	20	0	1	1	22	24
21:00	28	0	1	2	31	34
21:15	26	0	1	1	28	30
21:30	27	1	1	2	31	33
21:45	24	1	1	2	28	30
22:00	27	1	2	1	31	33
22:15	23	0	1	1	25	27
22:30	15	0	1	1	17	19
22:45	11	0	1	1	13	15
23:00	13	0	1	1	15	17
23:15	14	0	1	1	16	18
23:30	10	0	0	1	11	12
23:45	0	0	0	0	0	0

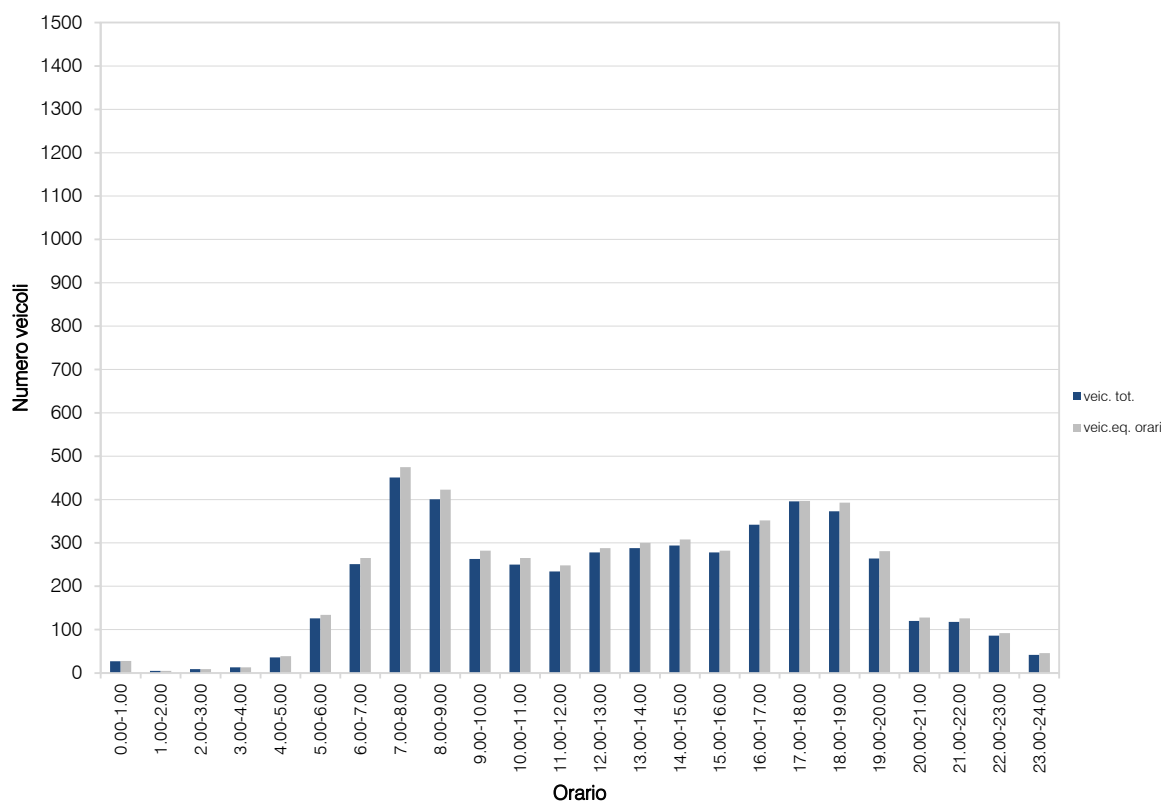
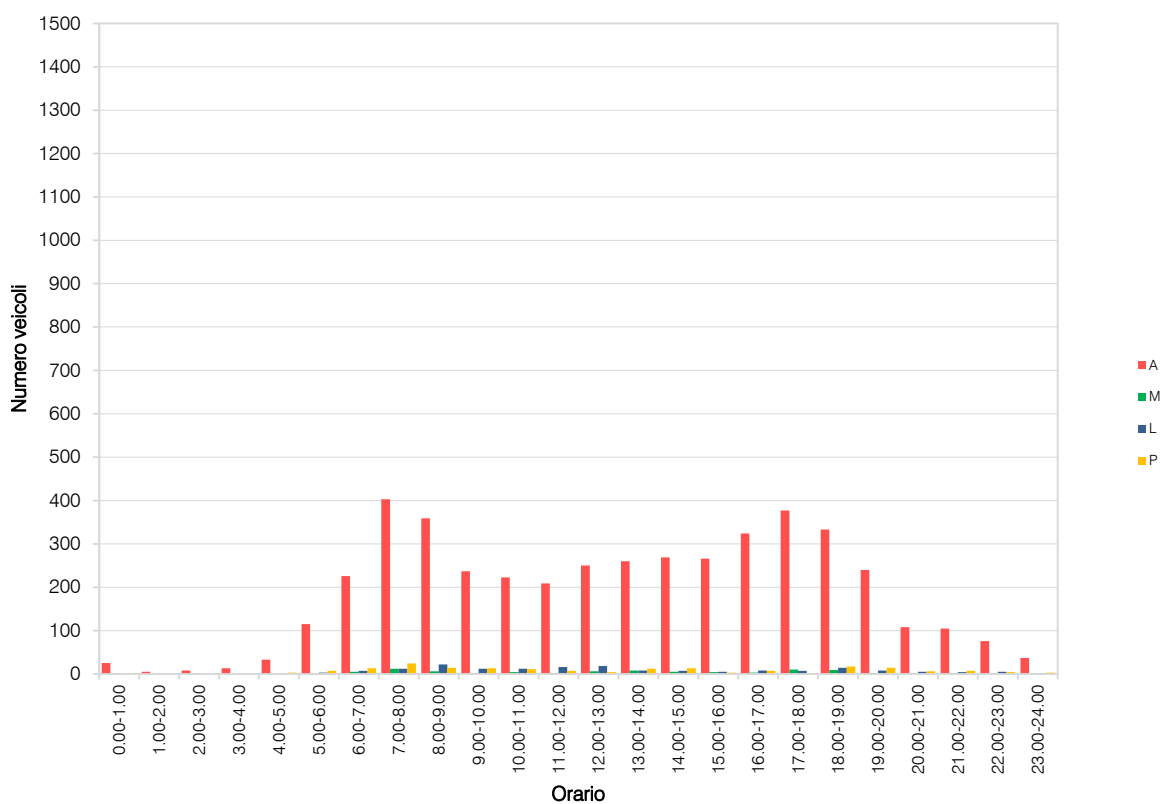
VOLUME DI TRAFFICO INTERVALLO TEMPORALE 60 min

lunedì 20 maggio 2024

	A	M	L	P	veicoli totali	veicoli equivalenti orari
0.00-1.00	25	1	0	1	27	28
1.00-2.00	5	0	0	0	5	5
2.00-3.00	8	1	0	0	9	9
3.00-4.00	13	0	0	0	13	13
4.00-5.00	33	0	0	3	36	39
5.00-6.00	115	1	3	7	126	134
6.00-7.00	226	5	7	13	251	265
7.00-8.00	403	12	12	24	451	475
8.00-9.00	359	6	22	14	401	423
9.00-10.00	237	1	12	13	263	282
10.00-11.00	223	4	12	11	250	265
11.00-12.00	209	2	16	7	234	248
12.00-13.00	250	6	18	4	278	288
13.00-14.00	260	8	8	12	288	300
14.00-15.00	269	5	7	13	294	308
15.00-16.00	266	4	5	3	278	282
16.00-17.00	324	3	8	7	342	352
17.00-18.00	377	10	7	2	396	397
18.00-19.00	333	9	14	17	373	393
19.00-20.00	240	2	8	14	264	281
20.00-21.00	108	1	5	6	120	128
21.00-22.00	105	2	4	7	118	126
22.00-23.00	76	1	5	4	86	92
23.00-24.00	37	0	2	3	42	46
TOT					4.945	5.179

ELABORAZIONI GRAFICHE

lunedì 20 maggio 2024



VOLUME DI TRAFFICO INTERVALLO TEMPORALE 15 min

martedì 21 maggio 2024

	A	M	L	P	Veicoli totali	Veic. eq.
0:00	3	0	0	0	3	3
0:15	5	0	0	0	5	5
0:30	3	0	0	0	3	3
0:45	4	0	0	0	4	4
1:00	5	0	0	0	5	5
1:15	2	0	0	0	2	2
1:30	1	0	0	0	1	1
1:45	3	0	0	0	3	3
2:00	3	0	0	0	3	3
2:15	4	0	0	0	4	4
2:30	2	0	0	0	2	2
2:45	0	0	0	0	0	0
3:00	3	0	0	0	3	3
3:15	3	0	0	0	3	3
3:30	5	0	0	0	5	5
3:45	7	0	0	0	7	7
4:00	5	0	0	0	5	5
4:15	6	0	0	0	6	6
4:30	8	0	0	0	8	8
4:45	5	0	0	0	5	5
5:00	11	0	0	0	11	11
5:15	30	0	0	0	30	30
5:30	33	0	0	0	33	33
5:45	47	0	0	0	47	47
6:00	21	1	0	0	22	22
6:15	54	0	0	0	54	54
6:30	62	1	1	1	65	66
6:45	101	1	2	2	106	109
7:00	92	2	2	2	98	100
7:15	130	4	3	3	140	143
7:30	101	5	2	2	110	111
7:45	117	1	1	1	120	121
8:00	110	2	1	1	114	115
8:15	134	2	2	2	140	142
8:30	119	1	4	4	128	134
8:45	133	2	5	5	145	152
9:00	82	0	3	3	88	93
9:15	72	0	2	2	76	79
9:30	84	1	3	3	91	95
9:45	72	1	3	3	79	83
10:00	74	2	3	3	82	86
10:15	70	2	3	3	78	82
10:30	65	0	3	3	71	76
10:45	74	0	3	3	80	85
11:00	56	0	2	2	60	63
11:15	59	0	2	2	63	66
11:30	72	1	2	2	77	80
11:45	67	2	2	2	73	75
12:00	68	0	3	3	74	79
12:15	61	1	2	2	66	69
12:30	64	1	3	3	71	75
12:45	54	0	2	2	58	61
13:00	56	1	2	2	61	64
13:15	71	1	2	2	76	79
13:30	76	1	3	3	83	87
13:45	77	2	3	3	85	89
14:00	69	1	2	2	74	77
14:15	75	0	2	2	79	82
14:30	86	0	2	2	90	93
14:45	75	2	1	1	79	80
15:00	54	0	1	1	56	58
15:15	80	2	3	3	88	92
15:30	74	2	3	3	82	86
15:45	83	2	3	3	91	95
16:00	77	0	3	3	83	88
16:15	88	2	4	4	98	103
16:30	99	2	5	5	111	118
16:45	86	1	4	4	95	101
17:00	81	2	3	3	89	93
17:15	90	1	4	4	99	105
17:30	90	0	5	5	100	108
17:45	93	1	4	4	102	108
18:00	73	4	4	7	88	95
18:15	82	7	4	9	102	110
18:30	77	3	4	10	94	105
18:45	81	0	1	6	88	95
19:00	88	2	4	4	98	103
19:15	77	1	3	3	84	88
19:30	63	0	3	3	69	74
19:45	54	0	2	2	58	61
20:00	55	0	3	3	61	66
20:15	44	0	2	2	48	51
20:30	44	0	2	2	48	51
20:45	31	0	1	1	33	35
21:00	23	0	1	1	25	27
21:15	48	1	2	2	53	56
21:30	35	0	2	2	39	42
21:45	28	0	1	1	30	32
22:00	21	0	1	1	23	25
22:15	32	0	2	2	36	39
22:30	21	0	1	1	23	25
22:45	25	0	1	1	27	29
23:00	17	0	1	1	19	21
23:15	21	0	1	1	23	25
23:30	14	0	1	1	16	18
23:45	13	0	1	1	15	17

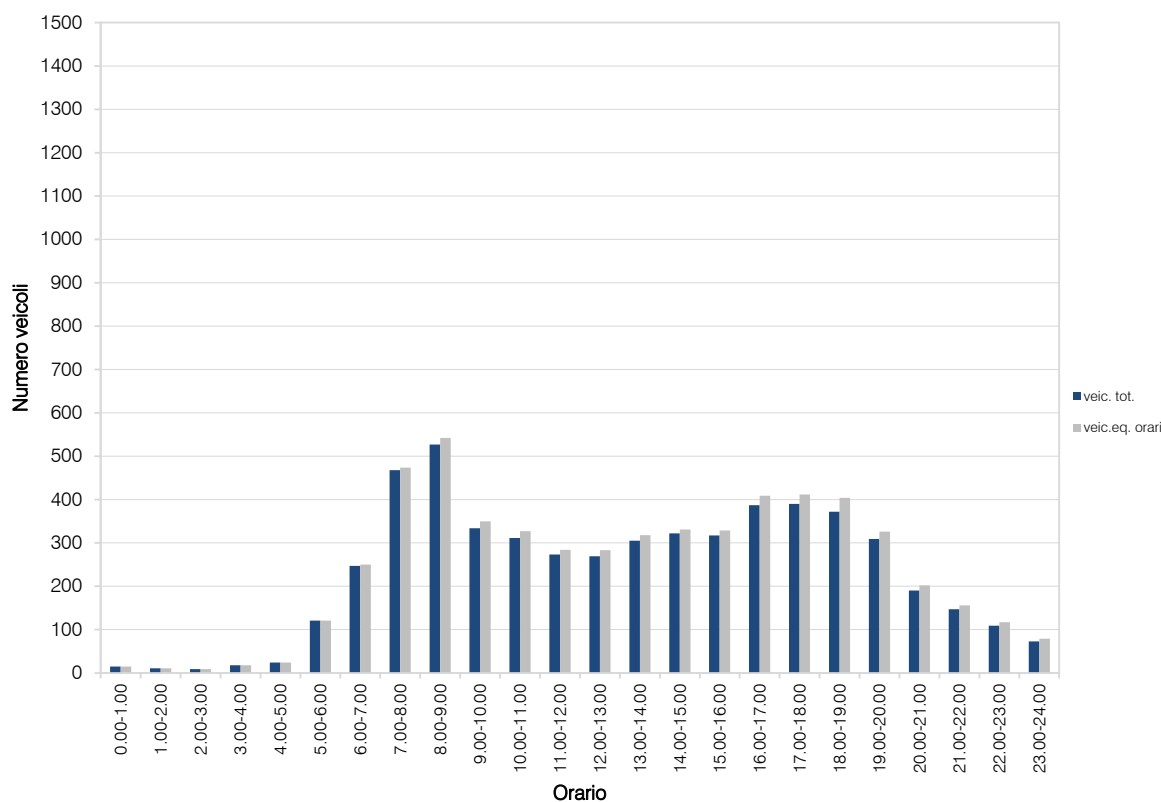
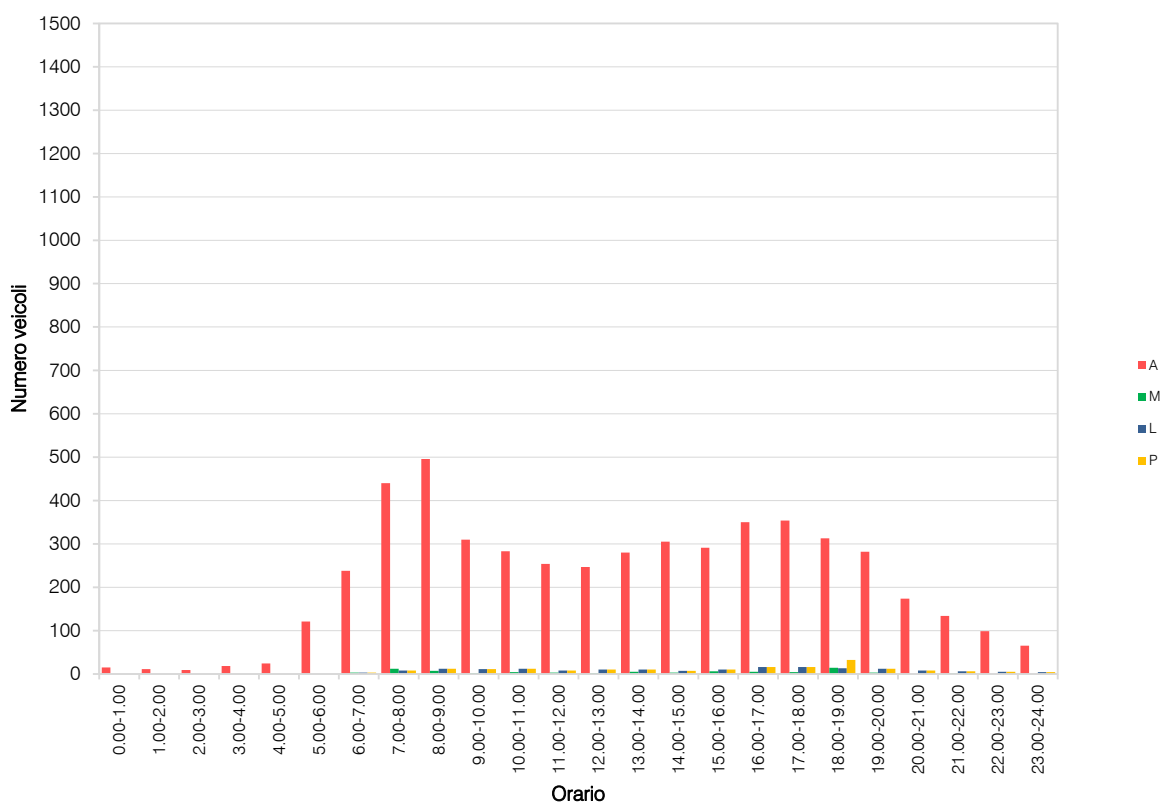
VOLUME DI TRAFFICO INTERVALLO TEMPORALE 60 min

martedì 21 maggio 2024

	A	M	L	P	veicoli totali	veicoli equivalenti orari
0.00-1.00	15	0	0	0	15	15
1.00-2.00	11	0	0	0	11	11
2.00-3.00	9	0	0	0	9	9
3.00-4.00	18	0	0	0	18	18
4.00-5.00	24	0	0	0	24	24
5.00-6.00	121	0	0	0	121	121
6.00-7.00	238	3	3	3	247	250
7.00-8.00	440	12	8	8	468	474
8.00-9.00	496	7	12	12	527	542
9.00-10.00	310	2	11	11	334	350
10.00-11.00	283	4	12	12	311	327
11.00-12.00	254	3	8	8	273	284
12.00-13.00	247	2	10	10	269	283
13.00-14.00	280	5	10	10	305	318
14.00-15.00	305	3	7	7	322	331
15.00-16.00	291	6	10	10	317	329
16.00-17.00	350	5	16	16	387	409
17.00-18.00	354	4	16	16	390	412
18.00-19.00	313	14	13	32	372	404
19.00-20.00	282	3	12	12	309	326
20.00-21.00	174	0	8	8	190	202
21.00-22.00	134	1	6	6	147	156
22.00-23.00	99	0	5	5	109	117
23.00-24.00	65	0	4	4	73	79
TOT					5.548	5.791

ELABORAZIONI GRAFICHE

martedì 21 maggio 2024



VOLUME DI TRAFFICO INTERVALLO TEMPORALE 15 min

mercoledì 22 maggio 2024

	A	M	L	P	Veicoli totali	Veic. eq.
0:00	6	0	0	0	6	6
0:15	6	0	0	0	6	6
0:30	2	0	0	0	2	2
0:45	10	0	0	0	10	10
1:00	3	1	0	0	4	4
1:15	4	0	0	0	4	4
1:30	3	0	0	0	3	3
1:45	3	0	0	0	3	3
2:00	1	0	0	0	1	1
2:15	4	0	0	0	4	4
2:30	2	0	0	0	2	2
2:45	3	0	0	0	3	3
3:00	2	0	0	0	2	2
3:15	7	0	0	0	7	7
3:30	4	0	0	0	4	4
3:45	2	0	0	0	2	2
4:00	8	0	0	1	9	10
4:15	3	0	0	0	3	3
4:30	5	0	0	1	6	7
4:45	7	0	0	0	7	7
5:00	9	0	1	0	10	11
5:15	33	1	0	1	35	36
5:30	48	0	1	1	50	52
5:45	37	0	0	0	37	37
6:00	28	0	0	1	29	30
6:15	43	0	1	1	45	47
6:30	66	1	2	1	70	72
6:45	105	1	3	2	111	114
7:00	93	4	3	1	101	102
7:15	106	3	3	1	113	114
7:30	99	2	3	1	105	107
7:45	131	3	4	1	139	141
8:00	113	3	4	2	122	125
8:15	107	7	9	4	127	132
8:30	102	5	7	5	119	125
8:45	98	2	8	6	114	123
9:00	87	1	8	6	102	112
9:15	71	2	5	6	84	92
9:30	51	0	2	5	58	64
9:45	72	1	7	5	85	93
10:00	50	2	5	4	61	67
10:15	68	2	5	5	80	87
10:30	54	0	3	4	63	69
10:45	64	5	4	6	79	85
11:00	55	1	4	5	65	72
11:15	59	1	3	4	67	72
11:30	63	3	6	4	76	82
11:45	45	1	4	4	54	60
12:00	65	0	5	4	74	81
12:15	50	0	3	4	57	63
12:30	68	3	5	3	79	83
12:45	72	0	6	4	82	89
13:00	70	2	6	3	81	86
13:15	71	3	5	5	84	90
13:30	68	1	4	5	78	85
13:45	73	1	5	5	84	91
14:00	66	1	4	5	76	83
14:15	62	5	3	4	74	77
14:30	59	5	4	4	72	76
14:45	72	1	5	5	83	90
15:00	68	1	4	6	79	87
15:15	69	5	5	4	83	87
15:30	80	1	5	5	91	98
15:45	87	5	4	6	102	108
16:00	44	3	1	3	51	53
16:15	77	2	3	3	85	89
16:30	80	2	3	1	86	88
16:45	119	6	8	3	136	140
17:00	81	3	4	4	92	97
17:15	100	2	8	3	113	119
17:30	113	8	6	3	130	132
17:45	114	4	5	2	125	128
18:00	110	3	1	1	115	115
18:15	104	4	2	0	110	109
18:30	85	2	2	0	89	89
18:45	84	4	3	1	92	93
19:00	85	3	2	0	90	90
19:15	61	3	2	0	66	66
19:30	73	1	2	0	76	77
19:45	61	1	0	0	62	62
20:00	40	0	1	0	41	42
20:15	41	0	0	0	41	41
20:30	30	0	0	0	30	30
20:45	32	0	1	0	33	34
21:00	20	0	1	1	22	24
21:15	29	0	1	0	30	31
21:30	27	0	1	1	29	31
21:45	30	0	2	0	32	33
22:00	23	0	1	0	24	25
22:15	17	0	1	0	18	19
22:30	21	0	2	0	23	24
22:45	21	1	1	0	23	23
23:00	17	0	1	0	18	19
23:15	15	0	1	0	16	17
23:30	10	0	1	0	11	12
23:45	4	0	0	0	4	4

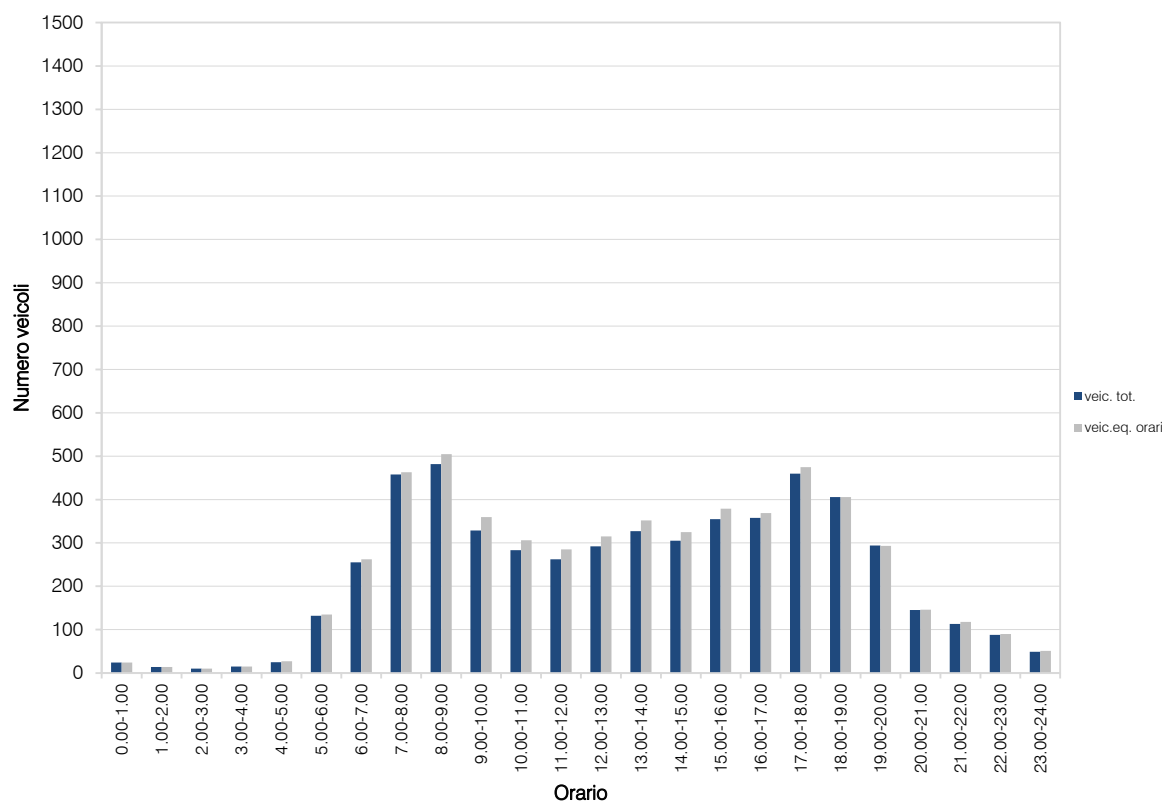
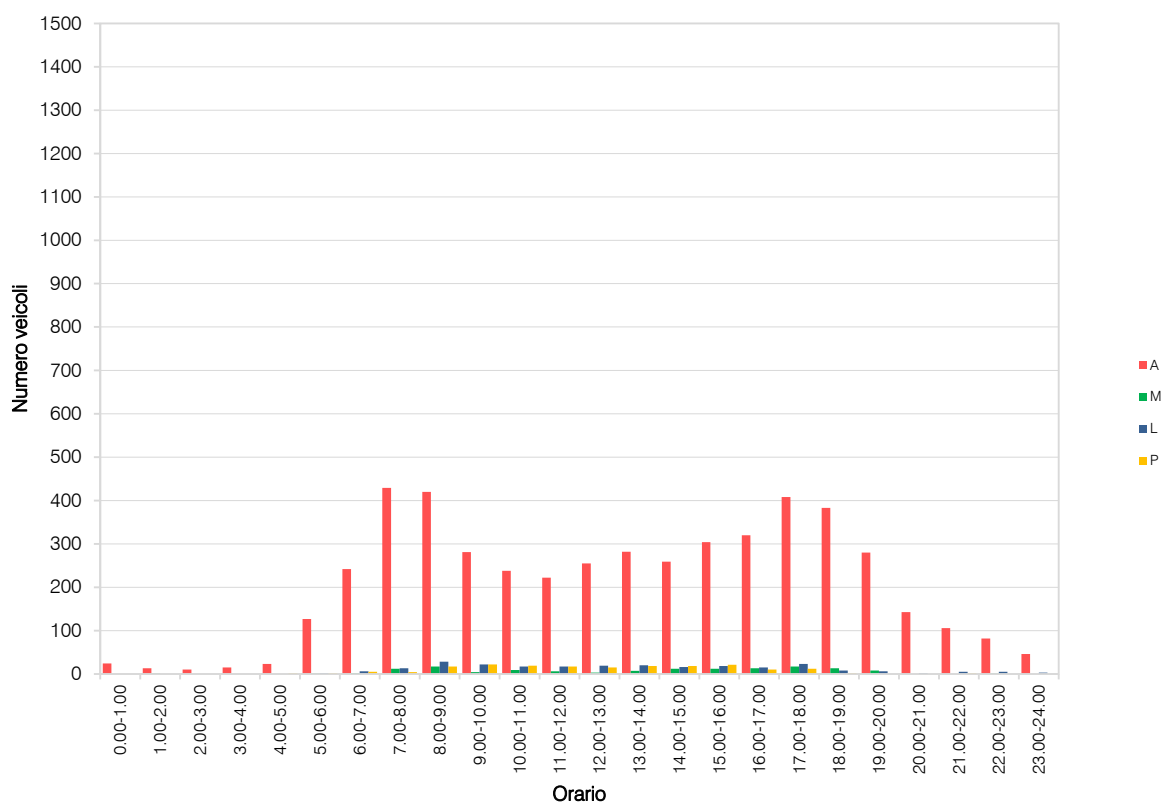
VOLUME DI TRAFFICO INTERVALLO TEMPORALE 60 min

mercoledì 22 maggio 2024

	<i>A</i>	<i>M</i>	<i>L</i>	<i>P</i>	<i>veicoli totali</i>	<i>veicoli equivalenti orari</i>
0.00-1.00	24	0	0	0	24	24
1.00-2.00	13	1	0	0	14	14
2.00-3.00	10	0	0	0	10	10
3.00-4.00	15	0	0	0	15	15
4.00-5.00	23	0	0	2	25	27
5.00-6.00	127	1	2	2	132	135
6.00-7.00	242	2	6	5	255	262
7.00-8.00	429	12	13	4	458	463
8.00-9.00	420	17	28	17	482	505
9.00-10.00	281	4	22	22	329	360
10.00-11.00	238	9	17	19	283	306
11.00-12.00	222	6	17	17	262	285
12.00-13.00	255	3	19	15	292	315
13.00-14.00	282	7	20	18	327	352
14.00-15.00	259	12	16	18	305	325
15.00-16.00	304	12	18	21	355	379
16.00-17.00	320	13	15	10	358	369
17.00-18.00	408	17	23	12	460	475
18.00-19.00	383	13	8	2	406	406
19.00-20.00	280	8	6	0	294	293
20.00-21.00	143	0	2	0	145	146
21.00-22.00	106	0	5	2	113	118
22.00-23.00	82	1	5	0	88	90
23.00-24.00	46	0	3	0	49	51
	TOT				5.481	5.725

ELABORAZIONI GRAFICHE

mercoledì 22 maggio 2024



VOLUME DI TRAFFICO INTERVALLO TEMPORALE 15 min

giovedì 23 maggio 2024

	A	M	L	P	Veicoli totali	Veic. eq.
0:00	4	0	0	0	4	4
0:15	7	0	0	0	7	7
0:30	9	0	0	0	9	9
0:45	4	0	0	0	4	4
1:00	2	0	0	0	2	2
1:15	2	0	0	0	2	2
1:30	3	0	0	0	3	3
1:45	1	0	0	0	1	1
2:00	4	0	0	0	4	4
2:15	5	0	0	0	5	5
2:30	3	0	0	0	3	3
2:45	2	0	0	0	2	2
3:00	2	0	0	0	2	2
3:15	3	0	0	0	3	3
3:30	4	0	0	0	4	4
3:45	4	0	0	0	4	4
4:00	4	0	0	0	4	4
4:15	3	0	0	0	3	3
4:30	5	0	0	0	5	5
4:45	5	0	0	0	5	5
5:00	12	0	0	1	13	14
5:15	30	0	1	1	32	34
5:30	44	0	1	1	46	48
5:45	39	0	1	1	41	43
6:00	22	1	1	1	25	26
6:15	33	0	1	1	35	37
6:30	55	0	3	2	60	64
6:45	72	1	3	3	79	83
7:00	81	2	5	4	92	98
7:15	80	4	4	4	92	96
7:30	89	0	4	5	98	105
7:45	106	3	6	5	120	127
8:00	92	1	6	4	103	110
8:15	79	2	4	4	89	94
8:30	94	2	3	3	102	106
8:45	113	2	7	6	128	137
9:00	109	1	8	6	124	134
9:15	85	2	5	6	98	106
9:30	52	0	2	4	58	63
9:45	85	1	6	5	97	105
10:00	62	2	4	4	72	77
10:15	82	1	6	5	94	102
10:30	66	0	3	4	73	79
10:45	72	4	3	5	84	89
11:00	69	1	4	4	78	84
11:15	68	1	3	4	76	81
11:30	68	3	4	4	79	84
11:45	51	1	2	3	57	61
12:00	60	0	4	3	67	72
12:15	52	1	3	3	59	63
12:30	44	0	2	3	49	53
12:45	66	0	4	2	72	76
13:00	73	0	4	4	81	87
13:15	65	0	2	4	71	76
13:30	77	2	5	3	87	92
13:45	77	2	3	4	86	91
14:00	63	6	2	4	75	77
14:15	66	1	3	4	74	79
14:30	55	0	3	3	61	66
14:45	52	2	2	3	59	62
15:00	57	3	2	4	66	70
15:15	68	2	3	4	77	82
15:30	76	3	4	4	87	92
15:45	75	0	4	4	83	89
16:00	73	2	4	4	83	88
16:15	81	2	4	4	91	96
16:30	84	3	5	4	96	101
16:45	112	2	5	5	124	131
17:00	110	1	6	2	119	124
17:15	81	4	5	0	90	91
17:30	93	6	6	1	106	107
17:45	100	3	4	1	108	110
18:00	93	4	4	3	104	107
18:15	91	4	3	1	99	100
18:30	87	1	2	1	91	93
18:45	99	2	0	0	101	100
19:00	67	1	1	0	69	69
19:15	55	0	0	0	55	55
19:30	45	0	0	0	45	45
19:45	38	8	0	0	46	42
20:00	34	0	0	0	34	34
20:15	41	0	0	0	41	41
20:30	26	0	0	0	26	26
20:45	25	0	0	0	25	25
21:00	18	1	0	0	19	19
21:15	46	2	1	3	52	55
21:30	42	0	1	2	45	48
21:45	39	1	1	0	41	41
22:00	25	0	0	0	25	25
22:15	19	1	0	0	20	20
22:30	26	1	1	0	28	28
22:45	29	0	0	0	29	29
23:00	37	0	1	0	38	39
23:15	20	0	1	0	21	22
23:30	23	0	0	0	23	23
23:45	11	0	0	0	11	11

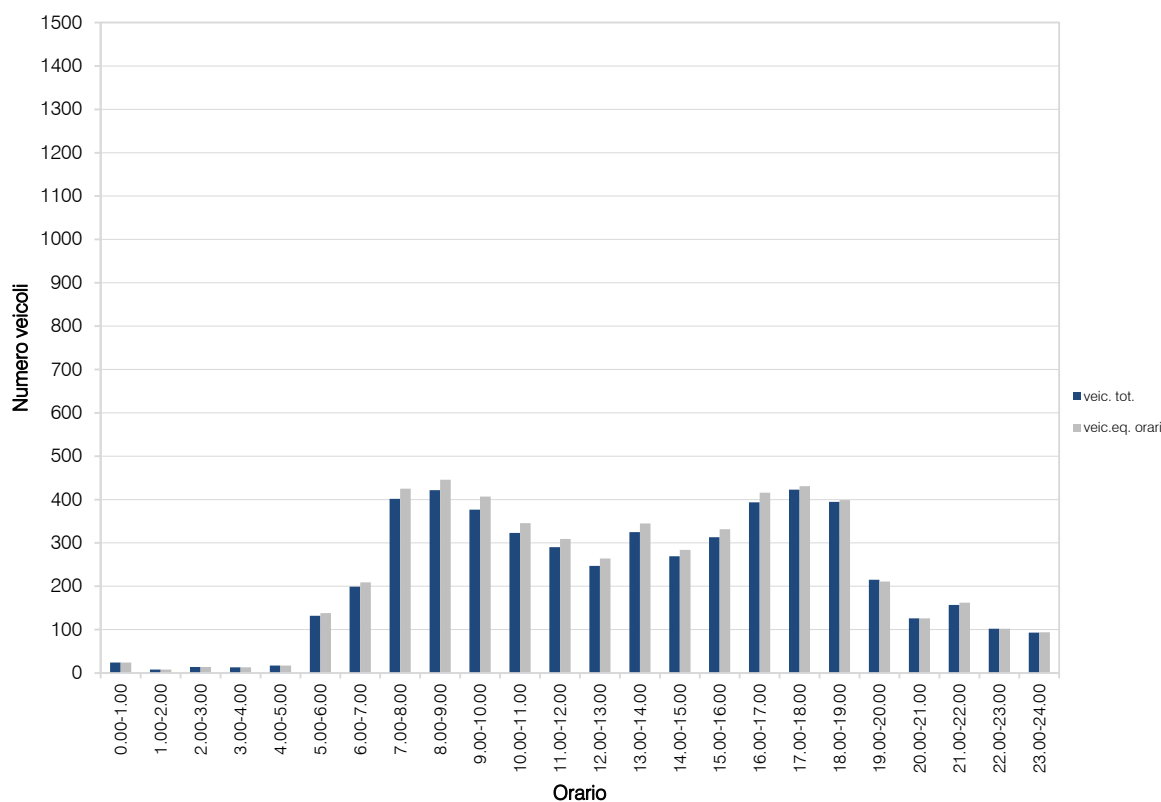
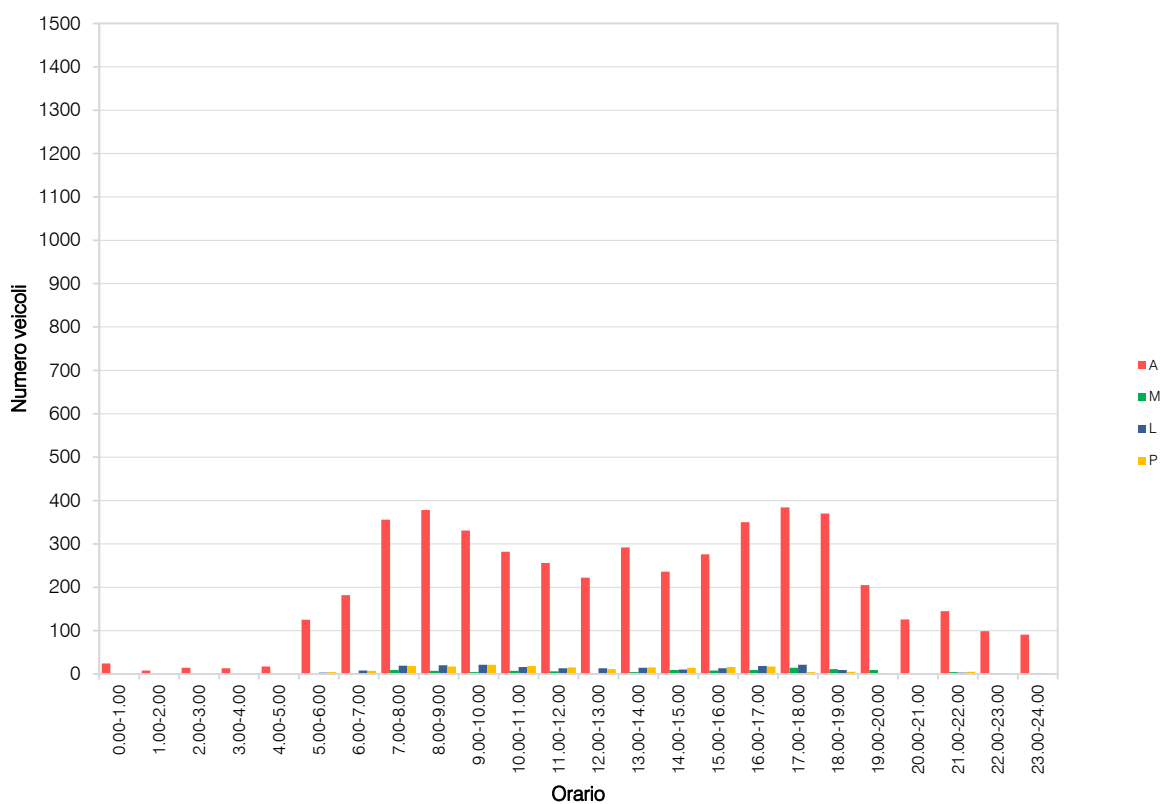
VOLUME DI TRAFFICO INTERVALLO TEMPORALE 60 min

giovedì 23 maggio 2024

	<i>A</i>	<i>M</i>	<i>L</i>	<i>P</i>	<i>veicoli totali</i>	<i>veicoli equivalenti orari</i>
0.00-1.00	24	0	0	0	24	24
1.00-2.00	8	0	0	0	8	8
2.00-3.00	14	0	0	0	14	14
3.00-4.00	13	0	0	0	13	13
4.00-5.00	17	0	0	0	17	17
5.00-6.00	125	0	3	4	132	138
6.00-7.00	182	2	8	7	199	209
7.00-8.00	356	9	19	18	402	425
8.00-9.00	378	7	20	17	422	446
9.00-10.00	331	4	21	21	377	407
10.00-11.00	282	7	16	18	323	346
11.00-12.00	256	6	13	15	290	309
12.00-13.00	222	1	13	11	247	264
13.00-14.00	292	4	14	15	325	345
14.00-15.00	236	9	10	14	269	284
15.00-16.00	276	8	13	16	313	332
16.00-17.00	350	9	18	17	394	416
17.00-18.00	384	14	21	4	423	431
18.00-19.00	370	11	9	5	395	399
19.00-20.00	205	9	1	0	215	211
20.00-21.00	126	0	0	0	126	126
21.00-22.00	145	4	3	5	157	162
22.00-23.00	99	2	1	0	102	102
23.00-24.00	91	0	2	0	93	94
	TOT				5.280	5.522

ELABORAZIONI GRAFICHE

giovedì 23 maggio 2024



RILIEVI AUTOMATICI: RADAR 4

DATI GENERALI

SP84 - Via Onaro, dir. nord

Giorni di rilievo

venerdì 17 maggio 2024

sabato 18 maggio 2024

domenica 19 maggio 2024

lunedì 20 maggio 2024

martedì 21 maggio 2024

mercoledì 22 maggio 2024

giovedì 23 maggio 2024



Allegati - Radar 4.xlsx



VOLUME DI TRAFFICO INTERVALLO TEMPORALE 15 min

venerdì 17 maggio 2024

	A	M	L	P	Veicoli totali	Veic. eq.
0:00	7	0	0	0	7	7
0:15	8	0	0	0	8	8
0:30	5	0	0	1	6	7
0:45	4	0	0	0	4	4
1:00	3	0	0	1	4	5
1:15	3	0	0	1	4	5
1:30	2	0	0	0	2	2
1:45	5	0	0	0	5	5
2:00	0	0	0	0	0	0
2:15	1	0	0	0	1	1
2:30	2	0	0	0	2	2
2:45	1	0	1	0	2	3
3:00	1	0	2	1	4	6
3:15	2	0	0	0	2	2
3:30	1	0	0	0	1	1
3:45	3	0	0	1	4	5
4:00	3	0	0	0	3	3
4:15	4	0	0	1	5	6
4:30	6	0	0	1	7	8
4:45	5	0	2	1	8	10
5:00	7	0	1	0	8	9
5:15	14	0	3	1	18	21
5:30	20	1	1	1	23	24
5:45	16	1	3	1	21	23
6:00	23	0	3	3	29	34
6:15	34	2	2	0	38	38
6:30	51	1	1	3	56	59
6:45	60	1	2	3	66	70
7:00	79	1	5	3	88	93
7:15	99	2	5	2	108	112
7:30	99	0	0	3	102	105
7:45	99	1	3	3	106	110
8:00	94	2	6	2	104	108
8:15	103	0	1	2	106	109
8:30	112	1	3	6	122	129
8:45	71	1	2	3	77	81
9:00	67	1	6	2	76	81
9:15	55	1	2	3	61	65
9:30	63	1	7	6	77	86
9:45	63	1	7	3	74	80
10:00	61	2	2	2	67	69
10:15	51	1	4	3	59	64
10:30	51	0	5	1	57	61
10:45	62	1	2	3	68	72
11:00	49	1	1	4	55	59
11:15	60	1	2	4	67	72
11:30	56	0	4	2	62	66
11:45	58	1	2	4	65	70
12:00	74	1	3	3	81	85
12:15	84	1	4	3	92	97
12:30	92	1	4	3	100	105
12:45	69	0	0	2	71	73
13:00	60	2	7	2	71	76
13:15	65	1	3	4	73	78
13:30	58	1	3	4	66	71
13:45	61	3	5	3	72	76
14:00	83	1	5	2	91	95
14:15	84	2	3	4	93	98
14:30	67	3	2	3	75	78
14:45	69	2	8	2	81	86
15:00	71	1	8	3	83	90
15:15	61	1	4	3	69	74
15:30	71	1	6	4	82	89
15:45	76	1	7	4	88	95
16:00	71	0	7	3	81	88
16:15	94	2	5	4	105	111
16:30	99	3	6	2	110	114
16:45	82	1	5	4	92	98
17:00	90	2	6	4	102	108
17:15	88	0	6	4	98	105
17:30	79	2	5	2	88	92
17:45	82	1	3	5	91	97
18:00	83	3	7	4	97	103
18:15	98	1	4	3	106	111
18:30	92	2	7	1	102	106
18:45	77	1	4	3	85	90
19:00	83	2	5	1	91	94
19:15	86	1	3	3	93	97
19:30	87	0	1	1	89	91
19:45	70	2	0	0	72	71
20:00	70	1	0	1	72	73
20:15	58	0	2	1	61	63
20:30	46	0	0	0	46	46
20:45	42	0	0	1	43	44
21:00	38	0	1	1	40	42
21:15	38	1	0	0	39	39
21:30	35	1	0	0	36	36
21:45	28	1	0	0	29	29
22:00	53	1	1	0	55	55
22:15	30	0	0	0	30	30
22:30	16	1	0	0	17	17
22:45	22	0	0	1	23	24
23:00	20	0	0	2	22	24
23:15	22	0	0	0	22	22
23:30	20	0	1	0	21	22
23:45	30	0	0	0	30	30

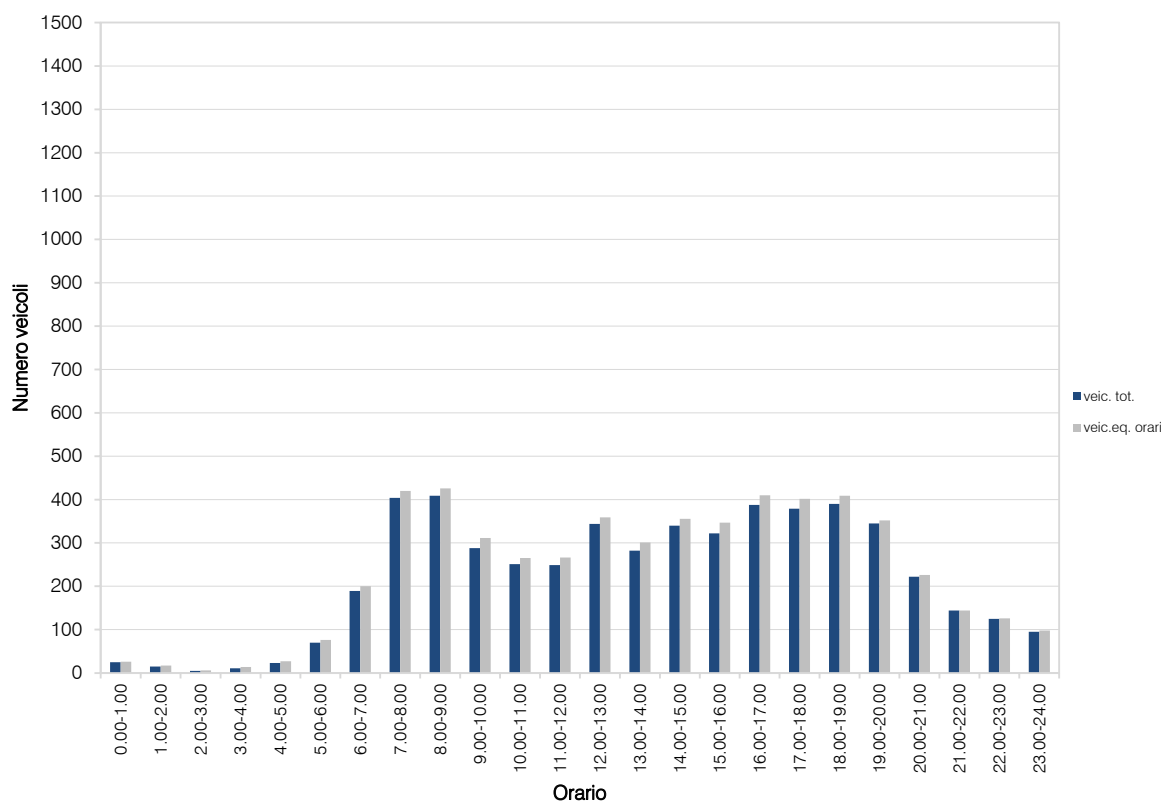
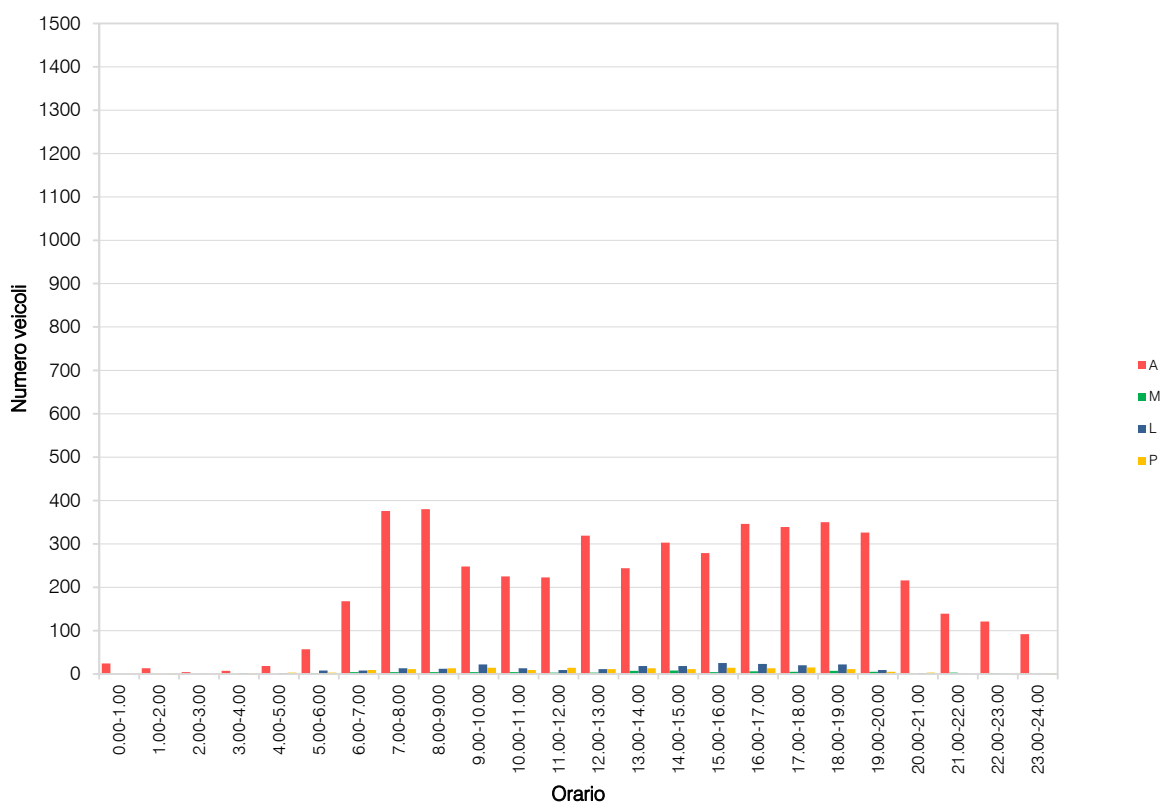
VOLUME DI TRAFFICO INTERVALLO TEMPORALE 60 min

venerdì 17 maggio 2024

	A	M	L	P	veicoli totali	veicoli equivalenti orari
0.00-1.00	24	0	0	1	25	26
1.00-2.00	13	0	0	2	15	17
2.00-3.00	4	0	1	0	5	6
3.00-4.00	7	0	2	2	11	14
4.00-5.00	18	0	2	3	23	27
5.00-6.00	57	2	8	3	70	76
6.00-7.00	168	4	8	9	189	200
7.00-8.00	376	4	13	11	404	420
8.00-9.00	380	4	12	13	409	426
9.00-10.00	248	4	22	14	288	311
10.00-11.00	225	4	13	9	251	265
11.00-12.00	223	3	9	14	249	266
12.00-13.00	319	3	11	11	344	359
13.00-14.00	244	7	18	13	282	301
14.00-15.00	303	8	18	11	340	356
15.00-16.00	279	4	25	14	322	347
16.00-17.00	346	6	23	13	388	410
17.00-18.00	339	5	20	15	379	402
18.00-19.00	350	7	22	11	390	409
19.00-20.00	326	5	9	5	345	352
20.00-21.00	216	1	2	3	222	226
21.00-22.00	139	3	1	1	144	144
22.00-23.00	121	2	1	1	125	126
23.00-24.00	92	0	1	2	95	98
TOT					5.315	5.584

ELABORAZIONI GRAFICHE

venerdì 17 maggio 2024



VOLUME DI TRAFFICO INTERVALLO TEMPORALE 15 min

sabato 18 maggio 2024

	A	M	L	P	Veicoli totali	Veic. eq.
0:00	21	0	0	1	22	23
0:15	17	1	0	1	19	20
0:30	15	0	0	0	15	15
0:45	13	0	0	1	14	15
1:00	9	0	0	1	10	11
1:15	12	0	0	1	13	14
1:30	9	0	0	1	10	11
1:45	3	0	0	0	3	3
2:00	10	0	0	1	11	12
2:15	5	0	0	1	6	7
2:30	6	0	0	1	7	8
2:45	4	0	0	1	5	6
3:00	3	0	0	0	3	3
3:15	7	0	0	2	9	11
3:30	3	0	1	1	5	7
3:45	6	0	0	1	7	8
4:00	3	0	0	0	3	3
4:15	0	0	0	1	1	2
4:30	1	0	0	0	1	1
4:45	2	0	0	0	2	2
5:00	5	0	1	0	6	7
5:15	7	1	0	1	9	10
5:30	12	0	1	1	14	16
5:45	6	0	0	1	7	8
6:00	20	0	1	2	23	26
6:15	19	3	0	1	23	23
6:30	28	1	0	1	30	31
6:45	38	1	0	1	40	41
7:00	26	2	2	0	30	30
7:15	39	1	5	1	46	49
7:30	45	2	0	2	49	50
7:45	55	1	1	2	59	61
8:00	48	3	1	3	55	57
8:15	70	1	3	2	76	79
8:30	58	3	5	2	68	71
8:45	75	2	4	1	82	84
9:00	61	1	0	1	63	64
9:15	77	3	2	2	84	86
9:30	70	1	5	1	77	80
9:45	74	0	1	1	76	78
10:00	86	3	2	2	93	95
10:15	82	6	4	1	93	93
10:30	84	2	3	1	90	92
10:45	81	1	3	2	87	90
11:00	83	1	0	1	85	86
11:15	82	0	3	1	86	89
11:30	74	1	1	1	77	78
11:45	85	2	4	1	92	94
12:00	90	2	1	1	94	95
12:15	79	2	2	0	83	83
12:30	76	2	0	1	79	79
12:45	46	0	2	2	50	53
13:00	60	0	4	1	65	68
13:15	49	1	0	1	51	52
13:30	44	1	1	1	47	48
13:45	59	0	1	2	62	65
14:00	58	1	1	1	61	62
14:15	63	1	1	2	67	69
14:30	42	0	3	0	45	47
14:45	70	1	4	1	76	79
15:00	73	3	1	1	78	78
15:15	75	3	3	1	82	83
15:30	73	2	6	0	81	83
15:45	68	2	2	2	74	76
16:00	57	2	3	1	63	65
16:15	56	1	1	3	61	64
16:30	77	0	5	1	83	87
16:45	60	1	0	0	61	61
17:00	58	1	2	1	62	64
17:15	45	2	3	2	52	55
17:30	76	2	0	0	78	77
17:45	81	0	1	1	83	85
18:00	69	1	1	1	72	73
18:15	84	1	0	1	86	87
18:30	70	1	1	0	72	72
18:45	75	2	2	2	81	83
19:00	76	1	1	0	78	78
19:15	74	0	1	1	76	78
19:30	80	0	0	1	81	82
19:45	69	1	0	1	71	72
20:00	75	1	1	1	78	79
20:15	55	0	1	1	57	59
20:30	43	1	1	1	46	47
20:45	37	0	0	0	37	37
21:00	41	0	0	1	42	43
21:15	41	0	1	0	42	43
21:30	37	0	0	1	38	39
21:45	31	0	0	1	32	33
22:00	30	1	0	0	31	31
22:15	26	1	0	1	28	29
22:30	20	0	1	1	22	24
22:45	31	0	0	1	32	33
23:00	29	2	0	0	31	30
23:15	29	1	0	1	31	32
23:30	33	1	0	1	35	36
23:45	29	0	0	0	29	29

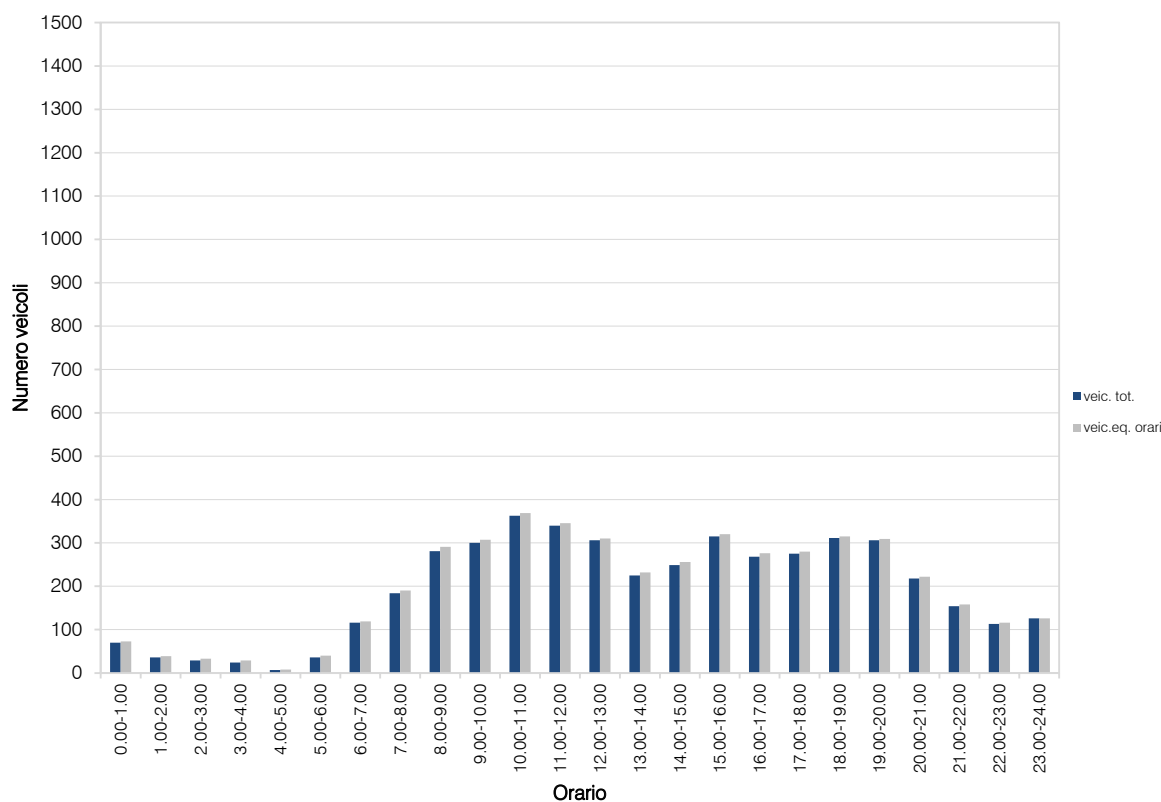
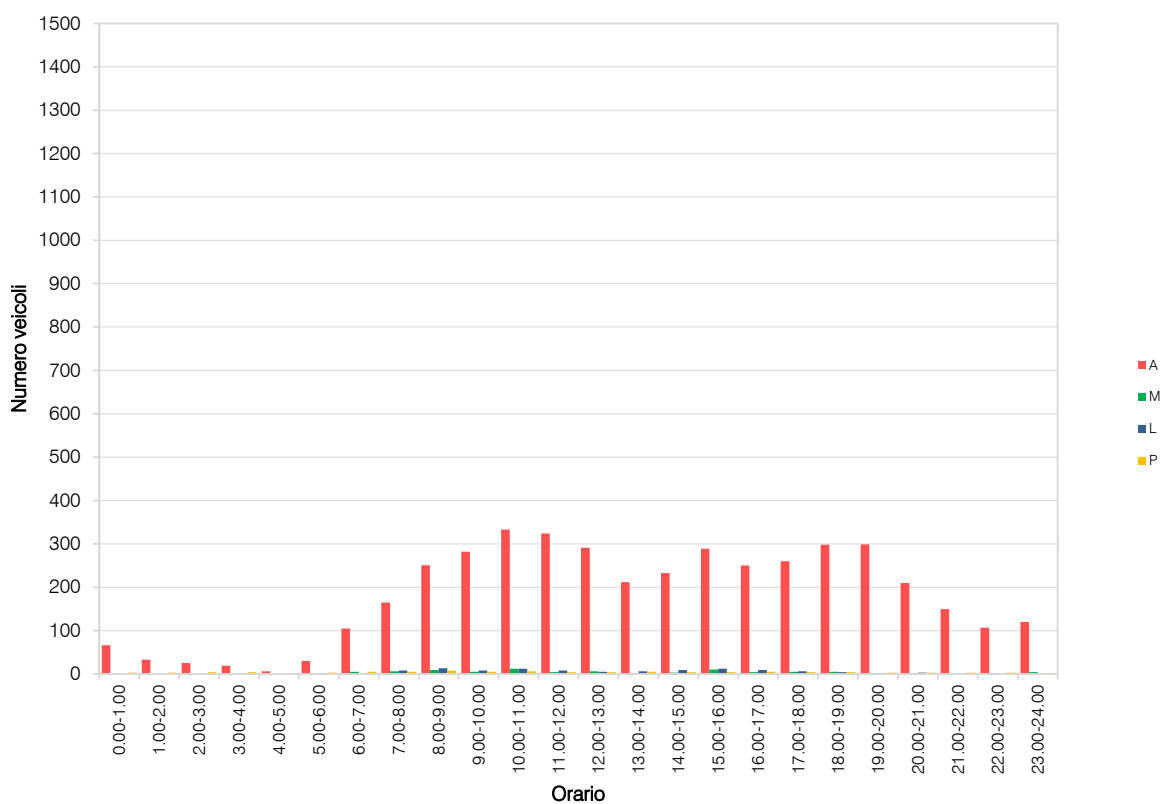
VOLUME DI TRAFFICO INTERVALLO TEMPORALE 60 min

sabato 18 maggio 2024

	<i>A</i>	<i>M</i>	<i>L</i>	<i>P</i>	<i>veicoli totali</i>	<i>veicoli equivalenti orari</i>
0.00-1.00	66	1	0	3	70	73
1.00-2.00	33	0	0	3	36	39
2.00-3.00	25	0	0	4	29	33
3.00-4.00	19	0	1	4	24	29
4.00-5.00	6	0	0	1	7	8
5.00-6.00	30	1	2	3	36	40
6.00-7.00	105	5	1	5	116	119
7.00-8.00	165	6	8	5	184	190
8.00-9.00	251	9	13	8	281	291
9.00-10.00	282	5	8	5	300	307
10.00-11.00	333	12	12	6	363	369
11.00-12.00	324	4	8	4	340	346
12.00-13.00	291	6	5	4	306	310
13.00-14.00	212	2	6	5	225	232
14.00-15.00	233	3	9	4	249	256
15.00-16.00	289	10	12	4	315	320
16.00-17.00	250	4	9	5	268	276
17.00-18.00	260	5	6	4	275	280
18.00-19.00	298	5	4	4	311	315
19.00-20.00	299	2	2	3	306	309
20.00-21.00	210	2	3	3	218	222
21.00-22.00	150	0	1	3	154	158
22.00-23.00	107	2	1	3	113	116
23.00-24.00	120	4	0	2	126	126
TOT					4.652	4.764

ELABORAZIONI GRAFICHE

sabato 18 maggio 2024



VOLUME DI TRAFFICO INTERVALLO TEMPORALE 15 min

domenica 19 maggio 2024

	A	M	L	P	Veicoli totali	Veic. eq.
0:00	24	0	0	0	24	24
0:15	14	0	0	0	14	14
0:30	20	1	0	0	21	21
0:45	23	0	0	0	23	23
1:00	22	0	0	0	22	22
1:15	9	0	0	0	9	9
1:30	8	0	0	0	8	8
1:45	14	0	0	0	14	14
2:00	6	0	1	0	7	8
2:15	4	0	0	0	4	4
2:30	4	0	0	0	4	4
2:45	5	0	0	1	6	7
3:00	3	0	0	0	3	3
3:15	3	0	0	0	3	3
3:30	3	0	0	0	3	3
3:45	0	0	0	0	0	0
4:00	2	0	0	0	2	2
4:15	3	0	0	0	3	3
4:30	2	0	0	0	2	2
4:45	2	0	0	0	2	2
5:00	6	0	1	0	7	8
5:15	1	0	0	0	1	1
5:30	3	0	0	0	3	3
5:45	6	0	0	0	6	6
6:00	13	1	0	0	14	14
6:15	18	0	0	0	18	18
6:30	9	1	0	0	10	10
6:45	13	1	0	0	14	14
7:00	20	1	1	0	22	22
7:15	26	1	1	0	28	28
7:30	30	1	1	0	32	32
7:45	38	2	0	0	40	39
8:00	45	2	0	1	48	48
8:15	45	1	0	1	47	48
8:30	40	2	1	0	43	43
8:45	42	0	1	0	43	44
9:00	61	1	0	0	62	62
9:15	55	3	0	0	58	57
9:30	51	0	0	0	51	51
9:45	70	2	1	0	73	73
10:00	65	2	0	0	67	66
10:15	61	1	0	1	63	64
10:30	73	1	0	0	74	74
10:45	86	1	1	0	88	88
11:00	61	2	1	1	65	66
11:15	58	1	1	0	60	60
11:30	67	0	1	1	69	71
11:45	77	1	0	0	78	78
12:00	79	1	2	0	82	83
12:15	71	1	0	1	73	74
12:30	55	1	1	1	58	59
12:45	65	0	3	0	68	70
13:00	55	1	0	0	56	56
13:15	43	1	0	0	44	44
13:30	38	0	0	0	38	38
13:45	34	0	2	0	36	37
14:00	32	0	0	0	32	32
14:15	31	1	0	0	32	32
14:30	40	1	1	0	42	42
14:45	50	1	0	1	52	53
15:00	44	1	1	0	46	46
15:15	45	1	0	1	47	48
15:30	52	1	2	0	55	56
15:45	45	0	1	0	46	47
16:00	39	1	1	0	41	41
16:15	49	0	0	1	50	51
16:30	49	0	1	1	51	53
16:45	49	1	0	1	51	52
17:00	46	1	1	0	48	48
17:15	70	0	0	0	70	70
17:30	46	0	0	0	46	46
17:45	61	0	1	1	63	65
18:00	50	0	0	0	50	50
18:15	65	0	1	0	66	67
18:30	71	1	2	1	75	77
18:45	69	0	0	0	69	69
19:00	58	1	2	1	62	64
19:15	70	0	1	1	72	74
19:30	70	0	0	1	71	72
19:45	65	0	1	1	67	69
20:00	55	0	0	1	56	57
20:15	43	0	2	1	46	48
20:30	49	0	2	0	51	52
20:45	47	1	1	1	50	51
21:00	23	0	0	0	23	23
21:15	35	0	1	0	36	37
21:30	32	0	0	0	32	32
21:45	32	1	0	0	33	33
22:00	39	1	1	0	41	41
22:15	43	1	1	0	45	45
22:30	33	0	1	0	34	35
22:45	27	0	0	0	27	27
23:00	30	0	0	0	30	30
23:15	14	0	1	0	15	16
23:30	19	0	0	0	19	19
23:45	15	0	0	0	15	15

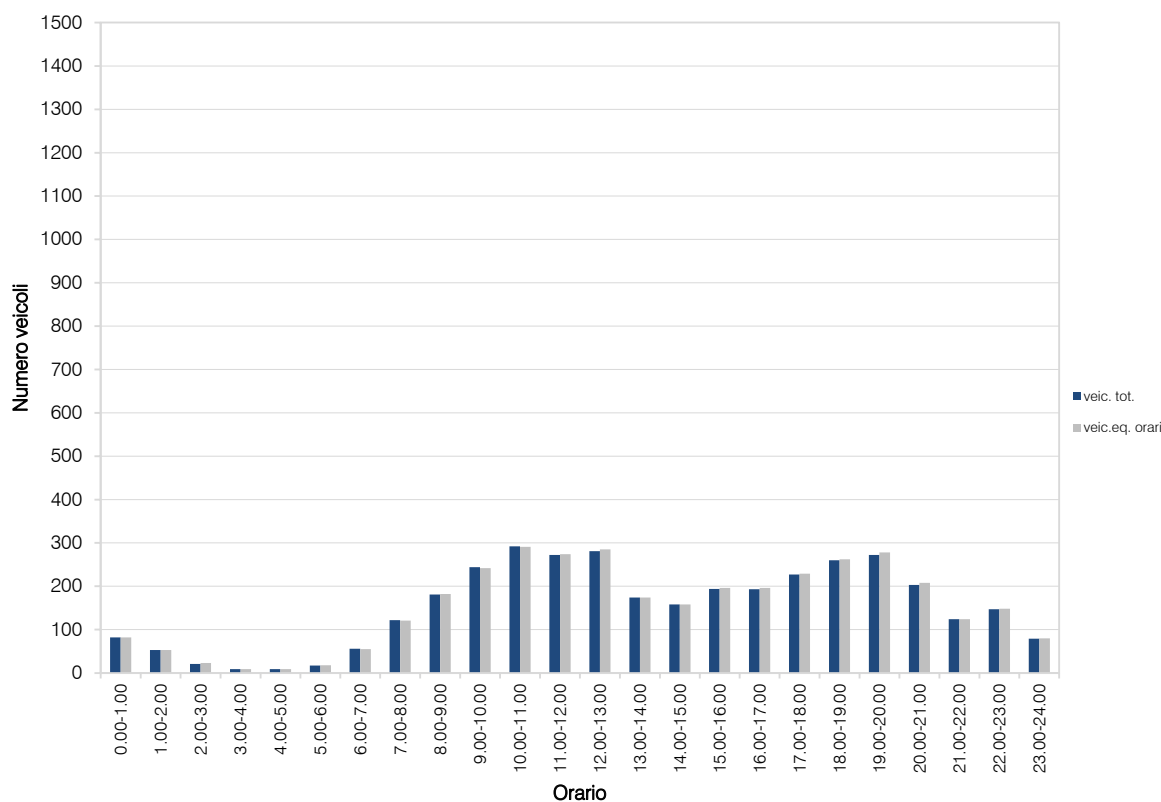
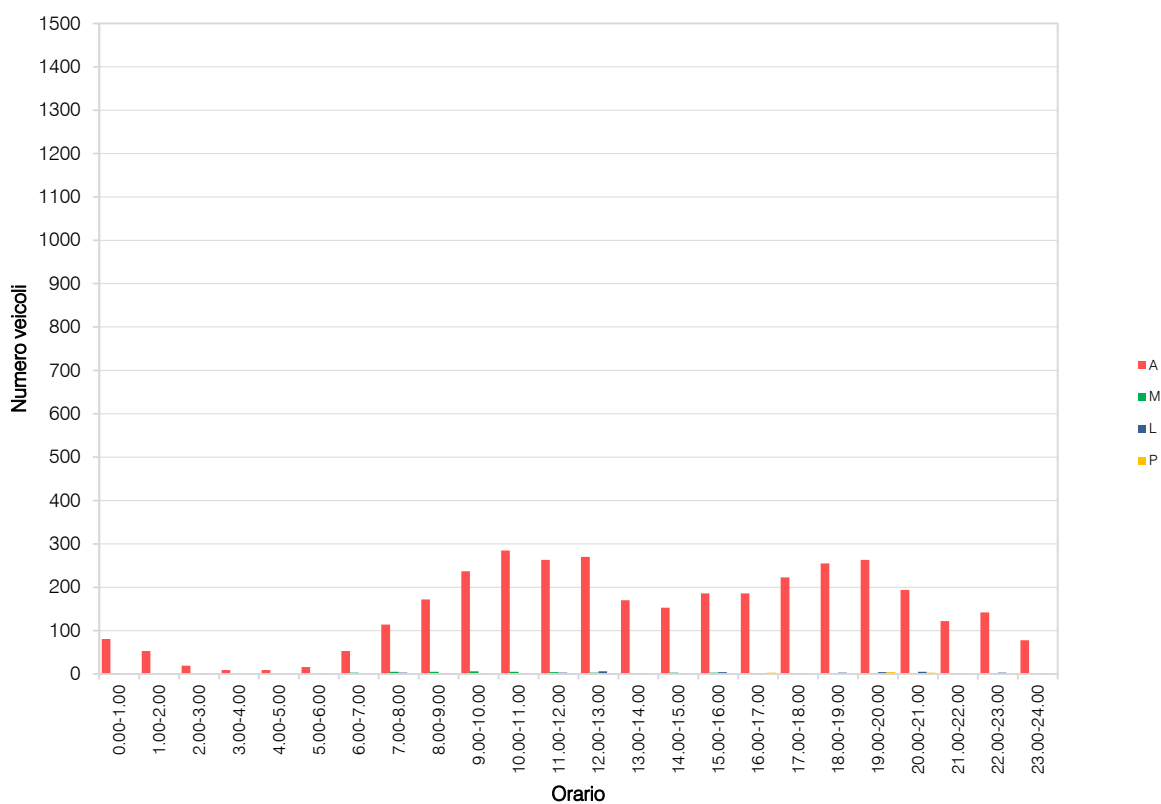
VOLUME DI TRAFFICO INTERVALLO TEMPORALE 60 min

domenica 19 maggio 2024

	A	M	L	P	veicoli totali	veicoli equivalenti orari
0.00-1.00	81	1	0	0	82	82
1.00-2.00	53	0	0	0	53	53
2.00-3.00	19	0	1	1	21	23
3.00-4.00	9	0	0	0	9	9
4.00-5.00	9	0	0	0	9	9
5.00-6.00	16	0	1	0	17	18
6.00-7.00	53	3	0	0	56	55
7.00-8.00	114	5	3	0	122	121
8.00-9.00	172	5	2	2	181	182
9.00-10.00	237	6	1	0	244	242
10.00-11.00	285	5	1	1	292	291
11.00-12.00	263	4	3	2	272	274
12.00-13.00	270	3	6	2	281	285
13.00-14.00	170	2	2	0	174	174
14.00-15.00	153	3	1	1	158	158
15.00-16.00	186	3	4	1	194	196
16.00-17.00	186	2	2	3	193	196
17.00-18.00	223	1	2	1	227	229
18.00-19.00	255	1	3	1	260	262
19.00-20.00	263	1	4	4	272	278
20.00-21.00	194	1	5	3	203	208
21.00-22.00	122	1	1	0	124	124
22.00-23.00	142	2	3	0	147	148
23.00-24.00	78	0	1	0	79	80
TOT					3.670	3.697

ELABORAZIONI GRAFICHE

domenica 19 maggio 2024



VOLUME DI TRAFFICO INTERVALLO TEMPORALE 15 min

lunedì 20 maggio 2024

	A	M	L	P	Veicoli totali	Veic. eq.
0:00	17	0	0	0	17	17
0:15	4	0	0	0	4	4
0:30	8	0	0	0	8	8
0:45	5	0	0	0	5	5
1:00	1	0	0	0	1	1
1:15	3	0	0	0	3	3
1:30	7	0	1	0	8	9
1:45	2	0	1	0	3	4
2:00	2	0	0	0	2	2
2:15	4	0	0	0	4	4
2:30	2	0	0	0	2	2
2:45	2	0	0	0	2	2
3:00	4	0	1	1	6	8
3:15	0	0	0	0	0	0
3:30	0	0	0	0	0	0
3:45	4	0	0	0	4	4
4:00	6	1	1	0	8	8
4:15	3	0	1	0	4	5
4:30	5	0	0	1	6	7
4:45	11	0	3	1	15	18
5:00	12	0	1	0	13	14
5:15	16	1	3	1	21	23
5:30	21	1	2	0	24	25
5:45	24	0	3	4	31	37
6:00	24	1	2	3	30	34
6:15	38	1	3	2	44	47
6:30	54	1	0	3	58	61
6:45	91	1	7	3	102	108
7:00	96	3	3	1	103	104
7:15	100	2	4	2	108	111
7:30	99	4	2	2	107	108
7:45	113	2	3	4	122	127
8:00	111	2	4	4	121	126
8:15	135	1	4	4	144	150
8:30	122	2	0	3	127	129
8:45	95	0	4	5	104	111
9:00	74	1	2	6	83	90
9:15	64	1	1	2	68	70
9:30	74	1	4	4	83	89
9:45	62	1	6	2	71	76
10:00	62	1	2	4	69	74
10:15	71	1	1	8	81	89
10:30	78	2	0	4	84	87
10:45	61	2	1	5	69	74
11:00	65	1	3	3	72	76
11:15	65	0	5	4	74	81
11:30	71	0	2	3	76	80
11:45	77	0	2	4	83	88
12:00	92	0	1	2	95	98
12:15	92	1	2	3	98	102
12:30	92	1	3	3	99	103
12:45	73	0	2	3	78	82
13:00	78	0	0	3	81	84
13:15	83	1	2	3	89	93
13:30	56	0	0	1	57	58
13:45	87	1	3	3	94	98
14:00	87	2	2	3	94	97
14:15	92	2	2	3	99	102
14:30	69	1	3	2	75	78
14:45	74	0	2	3	79	83
15:00	78	2	3	2	85	88
15:15	82	2	4	3	91	95
15:30	103	1	6	3	113	119
15:45	95	2	6	2	105	109
16:00	89	0	3	5	97	104
16:15	91	1	2	3	97	101
16:30	121	3	2	3	129	132
16:45	114	2	2	4	122	126
17:00	86	2	2	2	92	94
17:15	114	2	4	4	124	129
17:30	97	1	2	2	102	105
17:45	124	2	3	2	131	134
18:00	114	2	7	2	125	130
18:15	121	2	2	2	127	129
18:30	108	2	1	3	114	117
18:45	92	0	5	1	98	102
19:00	89	0	3	2	94	98
19:15	88	1	2	3	94	98
19:30	87	1	2	1	91	93
19:45	76	1	2	1	80	82
20:00	58	0	0	1	59	60
20:15	46	0	2	1	49	51
20:30	41	1	0	1	43	44
20:45	34	1	1	1	37	38
21:00	27	0	1	0	28	29
21:15	27	1	0	1	29	30
21:30	28	0	1	1	30	32
21:45	20	1	0	1	22	23
22:00	50	2	1	1	54	55
22:15	23	0	0	1	24	25
22:30	19	0	0	1	20	21
22:45	14	0	0	1	15	16
23:00	24	1	1	1	27	28
23:15	12	0	0	0	12	12
23:30	12	0	0	0	12	12
23:45	11	0	0	0	11	11

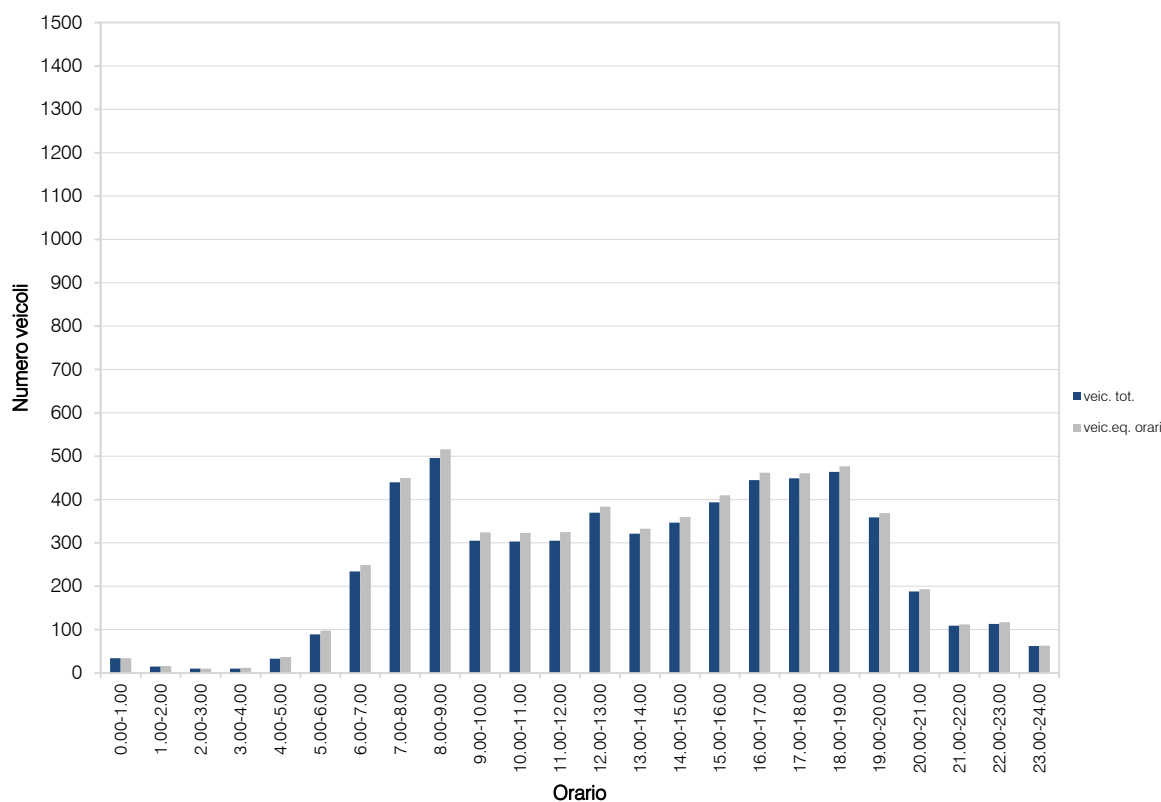
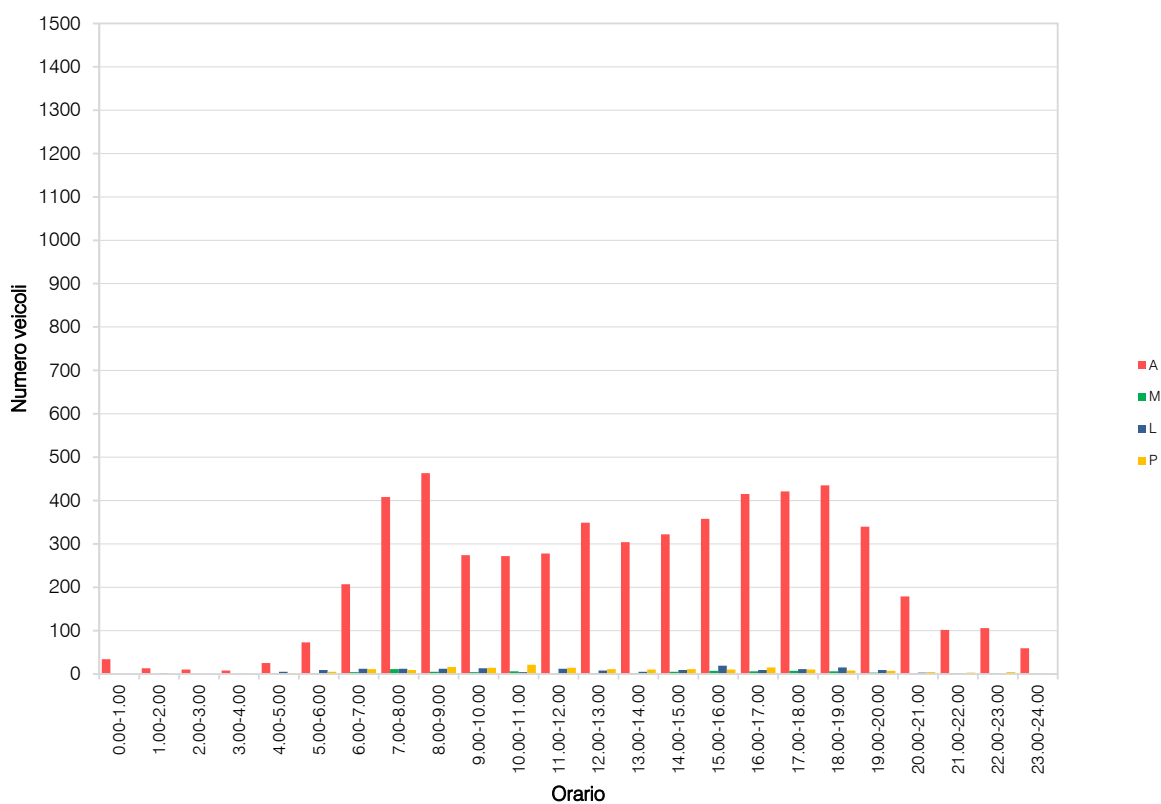
VOLUME DI TRAFFICO INTERVALLO TEMPORALE 60 min

lunedì 20 maggio 2024

	A	M	L	P	veicoli totali	veicoli equivalenti orari
0.00-1.00	34	0	0	0	34	34
1.00-2.00	13	0	2	0	15	16
2.00-3.00	10	0	0	0	10	10
3.00-4.00	8	0	1	1	10	12
4.00-5.00	25	1	5	2	33	37
5.00-6.00	73	2	9	5	89	98
6.00-7.00	207	4	12	11	234	249
7.00-8.00	408	11	12	9	440	450
8.00-9.00	463	5	12	16	496	516
9.00-10.00	274	4	13	14	305	324
10.00-11.00	272	6	4	21	303	323
11.00-12.00	278	1	12	14	305	325
12.00-13.00	349	2	8	11	370	384
13.00-14.00	304	2	5	10	321	333
14.00-15.00	322	5	9	11	347	360
15.00-16.00	358	7	19	10	394	410
16.00-17.00	415	6	9	15	445	462
17.00-18.00	421	7	11	10	449	461
18.00-19.00	435	6	15	8	464	477
19.00-20.00	340	3	9	7	359	369
20.00-21.00	179	2	3	4	188	193
21.00-22.00	102	2	2	3	109	112
22.00-23.00	106	2	1	4	113	117
23.00-24.00	59	1	1	1	62	63
TOT					5.895	6.135

ELABORAZIONI GRAFICHE

lunedì 20 maggio 2024



VOLUME DI TRAFFICO INTERVALLO TEMPORALE 15 min

martedì 21 maggio 2024

	A	M	L	P	Veicoli totali	Veic. eq.
0:00	9	0	0	1	10	11
0:15	4	0	0	0	4	4
0:30	5	0	0	1	6	7
0:45	6	0	0	1	7	8
1:00	5	0	0	1	6	7
1:15	2	1	0	1	4	5
1:30	4	0	0	0	4	4
1:45	1	0	0	0	1	1
2:00	1	0	0	1	2	3
2:15	0	0	2	0	2	3
2:30	0	0	0	1	1	2
2:45	0	0	0	1	1	2
3:00	2	0	0	1	3	4
3:15	0	0	0	0	0	0
3:30	4	1	0	0	5	5
3:45	2	0	0	0	2	2
4:00	5	0	1	0	6	7
4:15	3	0	2	1	6	8
4:30	5	0	0	2	7	9
4:45	3	1	0	1	5	6
5:00	9	0	2	1	12	14
5:15	17	1	2	0	20	21
5:30	14	0	1	1	16	18
5:45	15	1	0	1	17	18
6:00	30	1	2	3	36	40
6:15	29	2	2	1	34	35
6:30	66	1	2	3	72	76
6:45	79	1	0	2	82	84
7:00	91	2	3	3	99	103
7:15	83	1	3	0	87	88
7:30	103	2	3	3	111	115
7:45	117	1	0	2	120	122
8:00	116	1	1	1	119	120
8:15	92	1	2	3	98	102
8:30	141	1	2	5	149	155
8:45	82	1	5	1	89	92
9:00	81	2	4	4	91	96
9:15	77	0	6	1	84	88
9:30	78	0	5	2	85	90
9:45	68	1	0	2	71	73
10:00	72	1	5	1	79	82
10:15	85	0	2	2	89	92
10:30	93	0	7	4	104	112
10:45	59	0	2	3	64	68
11:00	75	1	1	2	79	81
11:15	73	1	6	2	82	87
11:30	74	1	2	3	80	84
11:45	76	1	2	5	84	90
12:00	95	0	2	3	100	104
12:15	97	1	2	5	105	111
12:30	100	0	2	1	103	105
12:45	79	0	2	2	83	86
13:00	70	1	2	1	74	76
13:15	79	0	2	5	86	92
13:30	82	1	2	2	87	90
13:45	63	1	0	2	66	68
14:00	90	1	1	4	96	100
14:15	100	2	3	4	109	114
14:30	61	0	0	3	64	67
14:45	81	1	1	3	86	89
15:00	66	0	3	4	73	79
15:15	84	0	4	3	91	96
15:30	86	1	3	3	93	97
15:45	94	2	5	7	108	117
16:00	104	0	5	3	112	118
16:15	100	2	5	7	114	123
16:30	123	0	2	3	128	132
16:45	115	1	6	5	127	135
17:00	122	2	4	3	131	135
17:15	90	2	6	5	103	110
17:30	97	2	1	3	103	106
17:45	123	1	4	3	131	136
18:00	125	1	3	3	132	136
18:15	101	0	2	3	106	110
18:30	112	1	4	3	120	125
18:45	114	2	2	3	121	124
19:00	96	1	7	2	106	111
19:15	84	0	0	3	87	90
19:30	69	1	3	1	74	76
19:45	67	1	0	0	68	68
20:00	59	0	2	1	62	64
20:15	65	1	0	2	68	70
20:30	47	1	0	1	49	50
20:45	30	1	1	1	33	34
21:00	32	0	0	0	32	32
21:15	39	0	0	0	39	39
21:30	22	0	0	1	23	24
21:45	20	0	1	0	21	22
22:00	60	0	0	1	61	62
22:15	28	0	0	1	29	30
22:30	25	0	0	1	26	27
22:45	33	0	0	0	33	33
23:00	28	0	0	1	29	30
23:15	24	0	0	0	24	24
23:30	18	0	0	1	19	20
23:45	18	0	0	1	19	20

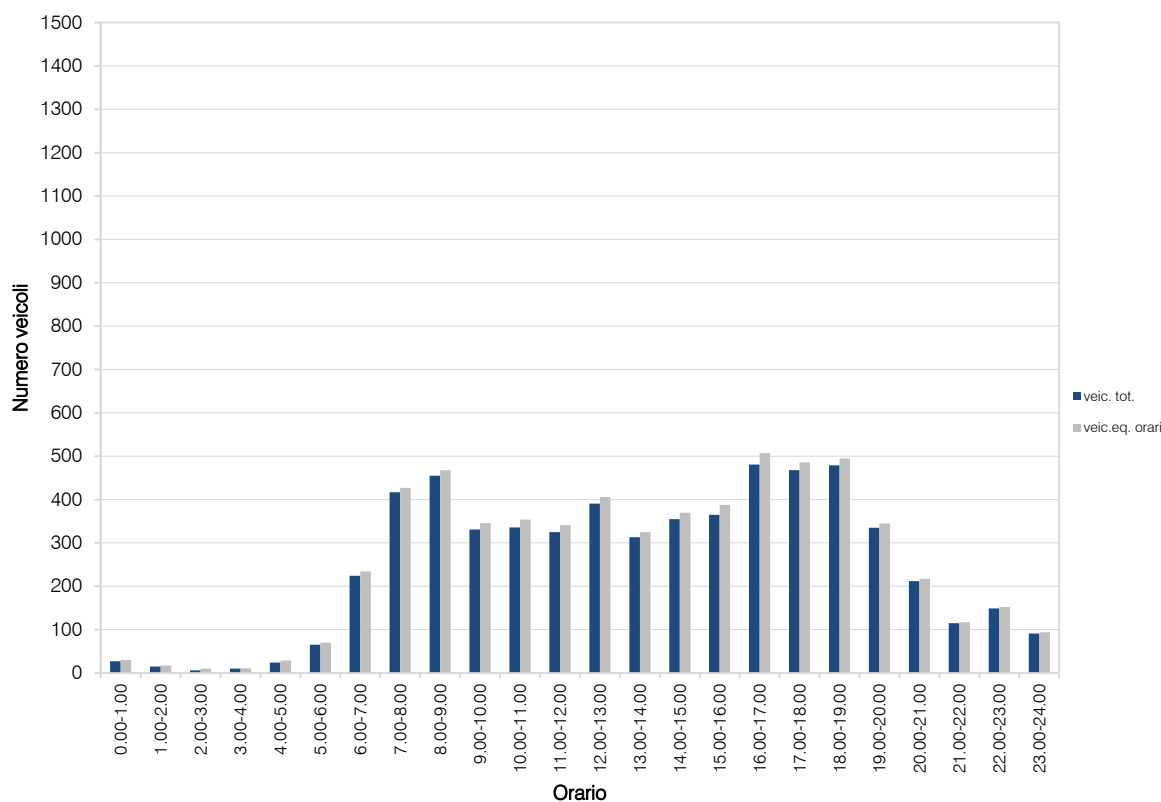
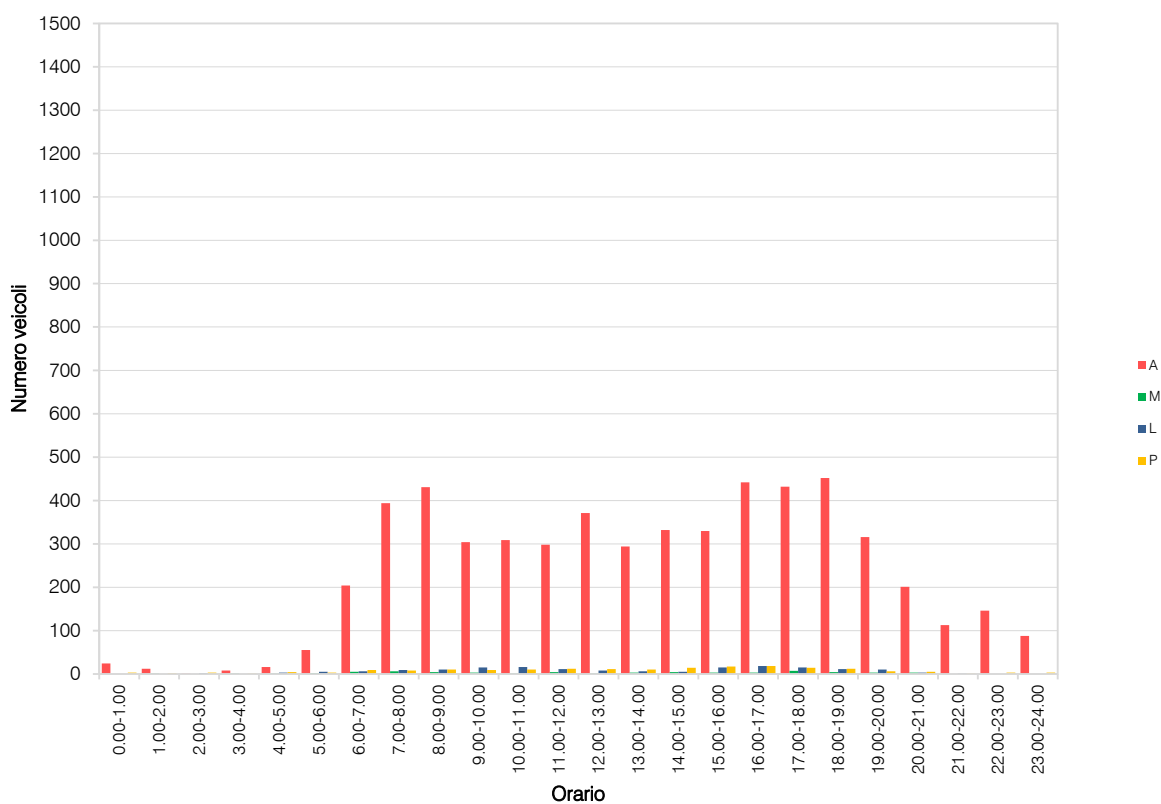
VOLUME DI TRAFFICO INTERVALLO TEMPORALE 60 min

martedì 21 maggio 2024

	A	M	L	P	veicoli totali	veicoli equivalenti orari
0.00-1.00	24	0	0	3	27	30
1.00-2.00	12	1	0	2	15	17
2.00-3.00	1	0	2	3	6	10
3.00-4.00	8	1	0	1	10	11
4.00-5.00	16	1	3	4	24	29
5.00-6.00	55	2	5	3	65	70
6.00-7.00	204	5	6	9	224	234
7.00-8.00	394	6	9	8	417	427
8.00-9.00	431	4	10	10	455	468
9.00-10.00	304	3	15	9	331	346
10.00-11.00	309	1	16	10	336	354
11.00-12.00	298	4	11	12	325	341
12.00-13.00	371	1	8	11	391	406
13.00-14.00	294	3	6	10	313	325
14.00-15.00	332	4	5	14	355	370
15.00-16.00	330	3	15	17	365	388
16.00-17.00	442	3	18	18	481	507
17.00-18.00	432	7	15	14	468	486
18.00-19.00	452	4	11	12	479	495
19.00-20.00	316	3	10	6	335	345
20.00-21.00	201	3	3	5	212	217
21.00-22.00	113	0	1	1	115	117
22.00-23.00	146	0	0	3	149	152
23.00-24.00	88	0	0	3	91	94
TOT					5.989	6.239

ELABORAZIONI GRAFICHE

martedì 21 maggio 2024



VOLUME DI TRAFFICO INTERVALLO TEMPORALE 15 min

mercoledì 22 maggio 2024

	A	M	L	P	Veicoli totali	Veic. eq.
0:00	12	0	0	0	12	12
0:15	4	0	0	0	4	4
0:30	5	0	0	1	6	7
0:45	8	0	0	1	9	10
1:00	8	0	0	2	10	12
1:15	4	0	0	1	5	6
1:30	9	0	1	1	11	13
1:45	3	0	0	1	4	5
2:00	1	0	0	0	1	1
2:15	1	0	0	0	1	1
2:30	7	0	0	2	9	11
2:45	4	1	0	1	6	7
3:00	2	0	0	1	3	4
3:15	2	0	1	0	3	4
3:30	0	0	0	0	0	0
3:45	4	0	1	1	6	8
4:00	1	0	1	0	2	3
4:15	2	0	0	1	3	4
4:30	8	0	0	1	9	10
4:45	7	1	2	1	11	13
5:00	8	1	2	1	12	14
5:15	12	1	1	1	15	16
5:30	33	0	1	2	36	39
5:45	14	0	3	1	18	21
6:00	32	0	0	3	35	38
6:15	40	4	3	2	49	51
6:30	53	1	3	1	58	60
6:45	86	4	1	3	94	96
7:00	92	6	6	4	108	112
7:15	94	0	7	3	104	111
7:30	118	6	3	5	132	136
7:45	94	10	3	2	109	108
8:00	111	5	9	3	128	133
8:15	117	5	7	3	132	136
8:30	118	4	7	4	133	139
8:45	97	3	5	4	109	114
9:00	88	2	7	3	100	106
9:15	75	2	6	3	86	91
9:30	78	3	7	4	92	98
9:45	81	3	3	3	90	93
10:00	69	3	2	1	75	76
10:15	99	2	3	0	104	105
10:30	87	1	3	1	92	94
10:45	75	2	2	2	81	83
11:00	74	2	4	1	81	83
11:15	73	1	6	2	82	87
11:30	67	1	2	5	75	81
11:45	89	0	5	4	98	105
12:00	95	0	3	3	101	106
12:15	71	1	1	2	75	77
12:30	105	1	3	4	113	118
12:45	78	0	2	2	82	85
13:00	75	1	1	1	78	79
13:15	77	2	2	4	85	89
13:30	80	0	2	5	87	93
13:45	69	2	3	2	76	79
14:00	95	3	3	6	107	113
14:15	84	0	7	3	94	101
14:30	73	2	2	4	81	85
14:45	68	2	6	3	79	84
15:00	83	1	9	4	97	105
15:15	60	0	3	3	66	71
15:30	62	0	8	4	74	82
15:45	89	1	3	3	96	100
16:00	38	10	1	1	50	47
16:15	94	8	2	3	107	107
16:30	113	1	6	5	125	133
16:45	105	0	3	3	111	116
17:00	87	3	3	2	95	97
17:15	103	2	10	2	117	123
17:30	92	0	7	4	103	111
17:45	108	1	2	3	114	118
18:00	108	6	5	1	120	121
18:15	117	0	5	1	123	127
18:30	103	4	1	2	110	111
18:45	100	2	5	3	110	115
19:00	91	2	4	2	99	102
19:15	91	1	1	2	95	97
19:30	70	1	1	0	72	72
19:45	70	1	1	2	74	76
20:00	63	0	0	1	64	65
20:15	51	1	1	1	54	55
20:30	38	3	0	0	41	40
20:45	39	1	1	0	41	41
21:00	36	0	0	0	36	36
21:15	29	0	0	2	31	33
21:30	19	0	0	1	20	21
21:45	23	0	1	2	26	29
22:00	47	2	1	2	52	54
22:15	33	0	0	0	33	33
22:30	20	0	0	1	21	22
22:45	19	1	0	0	20	20
23:00	18	0	0	1	19	20
23:15	24	0	1	1	26	28
23:30	14	0	0	1	15	16
23:45	18	1	0	0	19	19

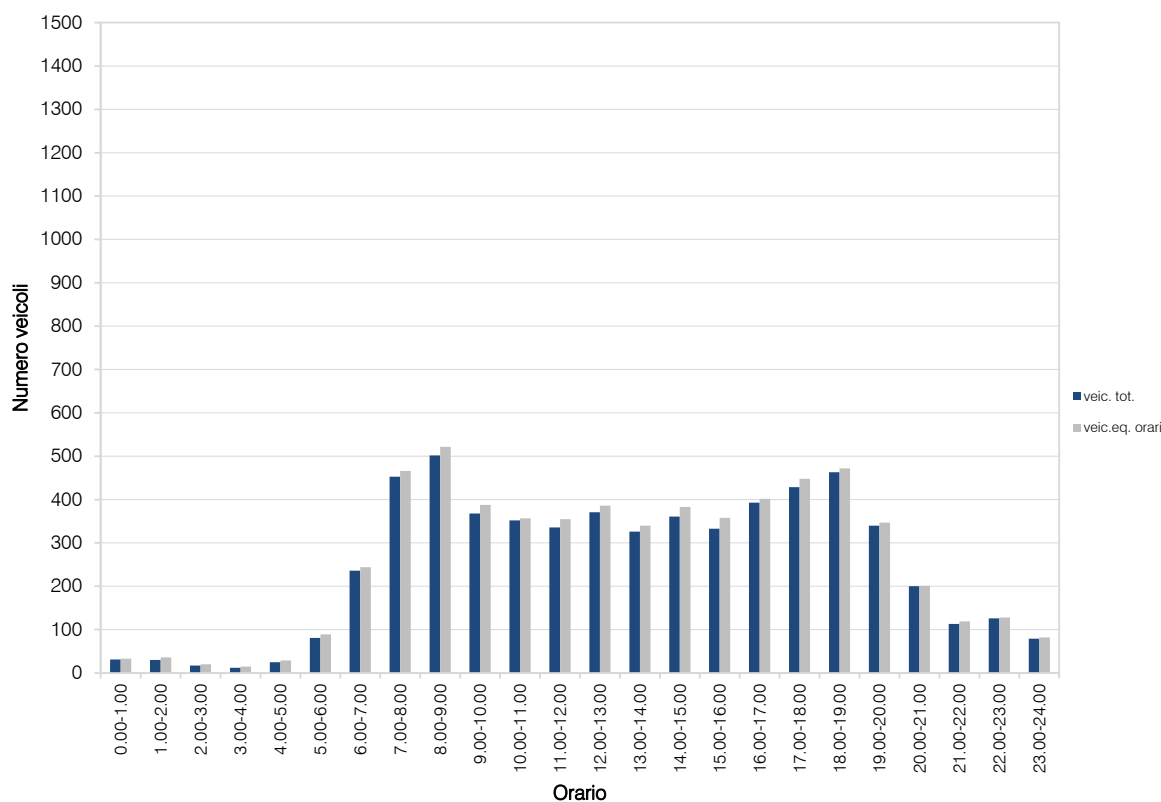
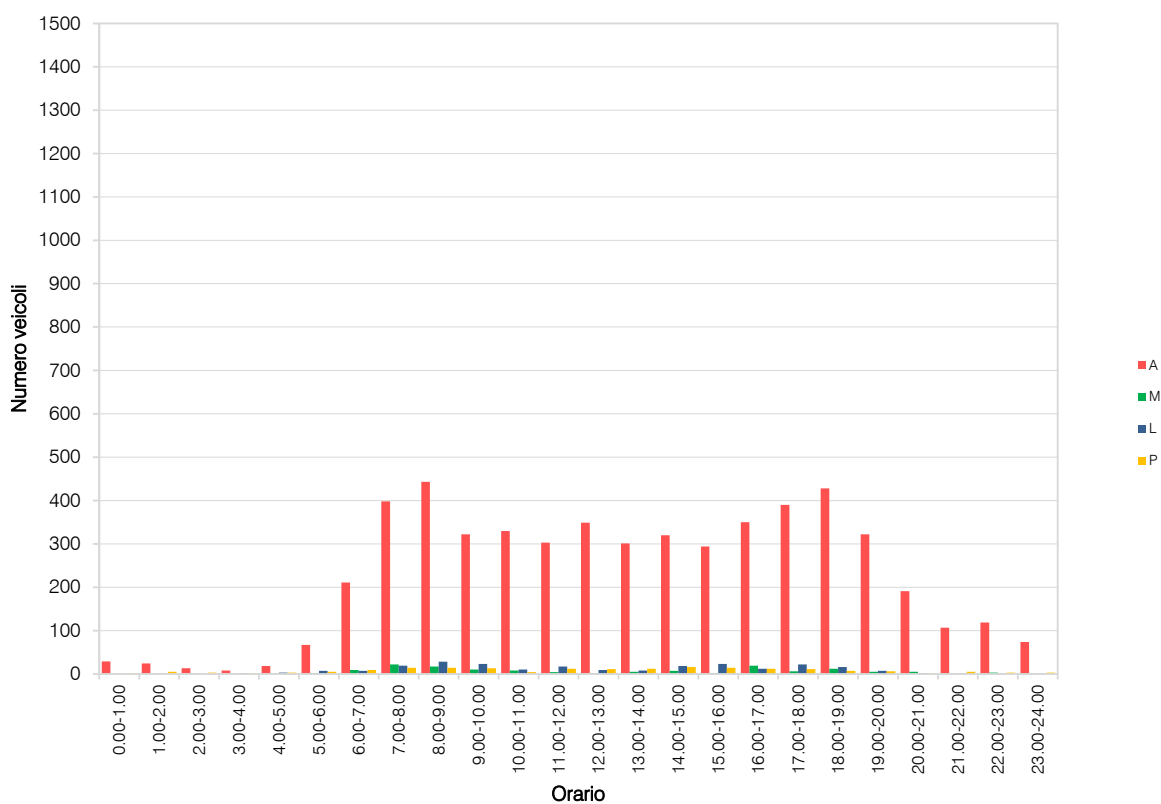
VOLUME DI TRAFFICO INTERVALLO TEMPORALE 60 min

mercoledì 22 maggio 2024

	<i>A</i>	<i>M</i>	<i>L</i>	<i>P</i>	<i>veicoli totali</i>	<i>veicoli equivalenti orari</i>
0.00-1.00	29	0	0	2	31	33
1.00-2.00	24	0	1	5	30	36
2.00-3.00	13	1	0	3	17	20
3.00-4.00	8	0	2	2	12	15
4.00-5.00	18	1	3	3	25	29
5.00-6.00	67	2	7	5	81	89
6.00-7.00	211	9	7	9	236	244
7.00-8.00	398	22	19	14	453	466
8.00-9.00	443	17	28	14	502	522
9.00-10.00	322	10	23	13	368	388
10.00-11.00	330	8	10	4	352	357
11.00-12.00	303	4	17	12	336	355
12.00-13.00	349	2	9	11	371	386
13.00-14.00	301	5	8	12	326	340
14.00-15.00	320	7	18	16	361	383
15.00-16.00	294	2	23	14	333	358
16.00-17.00	350	19	12	12	393	402
17.00-18.00	390	6	22	11	429	448
18.00-19.00	428	12	16	7	463	472
19.00-20.00	322	5	7	6	340	347
20.00-21.00	191	5	2	2	200	201
21.00-22.00	107	0	1	5	113	119
22.00-23.00	119	3	1	3	126	128
23.00-24.00	74	1	1	3	79	82
	TOT				5.977	6.220

ELABORAZIONI GRAFICHE

mercoledì 22 maggio 2024



VOLUME DI TRAFFICO INTERVALLO TEMPORALE 15 min

giovedì 23 maggio 2024

	A	M	L	P	Veicoli totali	Veic. eq.
0:00	9	0	1	1	11	13
0:15	10	0	0	1	11	12
0:30	11	0	0	0	11	11
0:45	5	0	0	0	5	5
1:00	2	0	0	0	2	2
1:15	2	0	0	0	2	2
1:30	2	0	0	1	3	4
1:45	0	0	0	0	0	0
2:00	2	0	1	0	3	4
2:15	1	0	0	1	2	3
2:30	1	0	0	0	1	1
2:45	1	0	0	0	1	1
3:00	2	0	0	0	2	2
3:15	0	0	0	0	0	0
3:30	3	0	0	0	3	3
3:45	3	0	0	0	3	3
4:00	3	0	0	0	3	3
4:15	3	0	0	1	4	5
4:30	6	0	0	1	7	8
4:45	6	0	1	1	8	10
5:00	9	1	1	1	12	13
5:15	9	0	1	0	10	11
5:30	12	0	2	0	14	15
5:45	13	0	1	2	16	19
6:00	23	0	3	3	29	34
6:15	39	2	3	3	47	51
6:30	42	1	2	2	47	50
6:45	74	0	5	2	81	86
7:00	85	4	0	6	95	99
7:15	106	2	2	3	113	116
7:30	99	3	3	3	108	111
7:45	100	2	1	4	107	111
8:00	130	3	1	4	138	141
8:15	104	2	2	3	111	114
8:30	118	3	3	4	128	132
8:45	94	2	5	5	106	113
9:00	83	1	5	3	92	97
9:15	72	1	4	3	80	85
9:30	82	2	7	4	95	102
9:45	83	2	2	4	91	95
10:00	69	2	2	1	74	75
10:15	98	1	3	1	103	105
10:30	92	1	3	2	98	101
10:45	75	1	1	4	81	85
11:00	71	1	4	1	77	80
11:15	76	1	7	2	86	91
11:30	71	1	1	6	79	85
11:45	73	0	2	2	77	80
12:00	87	1	5	3	96	101
12:15	93	0	5	2	100	105
12:30	103	0	3	2	108	112
12:45	73	2	2	2	79	81
13:00	83	1	4	2	90	94
13:15	80	0	4	2	86	90
13:30	79	0	2	4	85	90
13:45	78	2	6	4	90	96
14:00	98	1	4	6	109	117
14:15	83	0	9	4	96	105
14:30	73	0	3	0	76	78
14:45	66	1	6	3	76	82
15:00	66	1	2	4	73	78
15:15	75	1	4	4	84	90
15:30	88	2	5	4	99	105
15:45	84	2	5	3	94	99
16:00	94	2	12	7	115	127
16:15	91	0	5	2	98	103
16:30	125	5	8	4	142	148
16:45	105	4	5	1	115	117
17:00	99	3	2	3	107	110
17:15	112	5	5	4	126	130
17:30	91	1	4	0	96	98
17:45	106	1	4	2	113	117
18:00	125	2	1	1	129	130
18:15	121	4	0	1	126	125
18:30	100	2	0	4	106	109
18:45	95	1	0	2	98	100
19:00	91	1	2	2	96	99
19:15	95	0	0	0	95	95
19:30	94	0	0	1	95	96
19:45	75	0	1	4	80	85
20:00	54	0	0	1	55	56
20:15	53	1	1	0	55	55
20:30	51	0	0	1	52	53
20:45	32	0	0	0	32	32
21:00	38	3	0	0	41	40
21:15	17	3	0	0	20	19
21:30	19	0	0	1	20	21
21:45	16	0	0	0	16	16
22:00	41	1	0	0	42	42
22:15	33	0	1	1	35	37
22:30	15	0	0	0	15	15
22:45	21	0	0	0	21	21
23:00	21	0	0	0	21	21
23:15	20	0	0	0	20	20
23:30	15	0	0	0	15	15
23:45	13	0	0	1	14	15

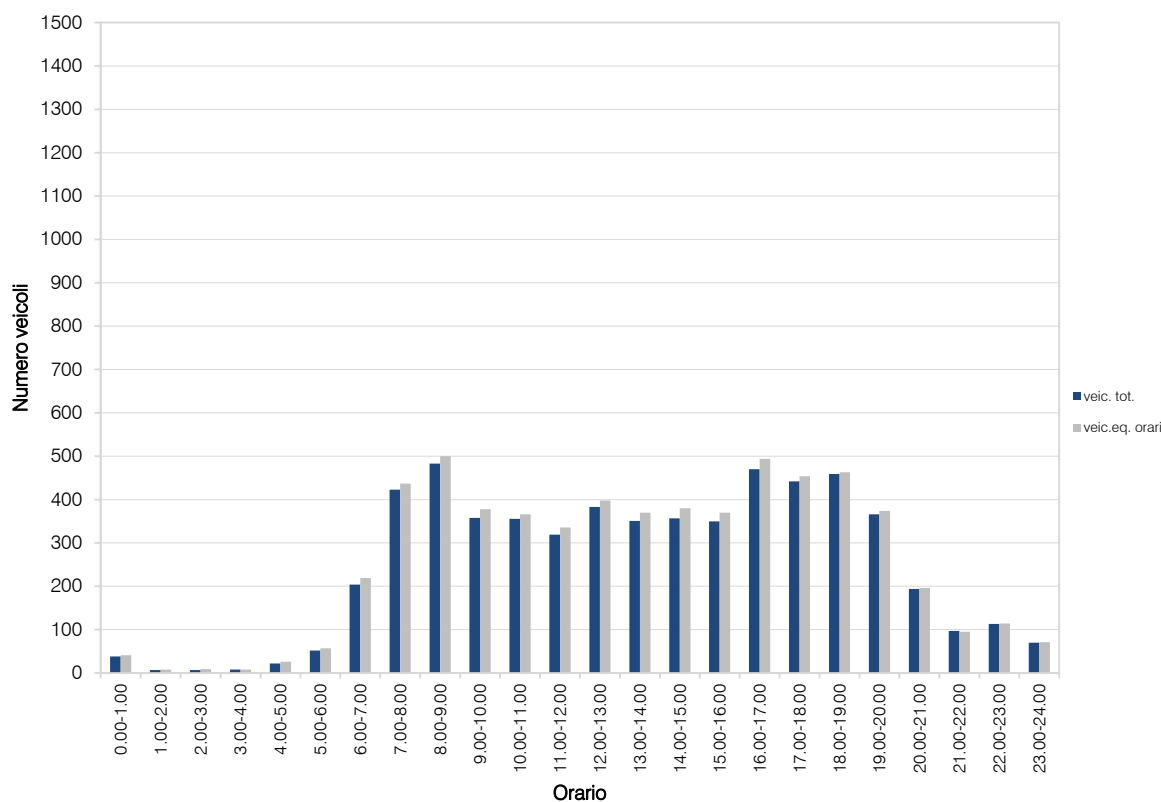
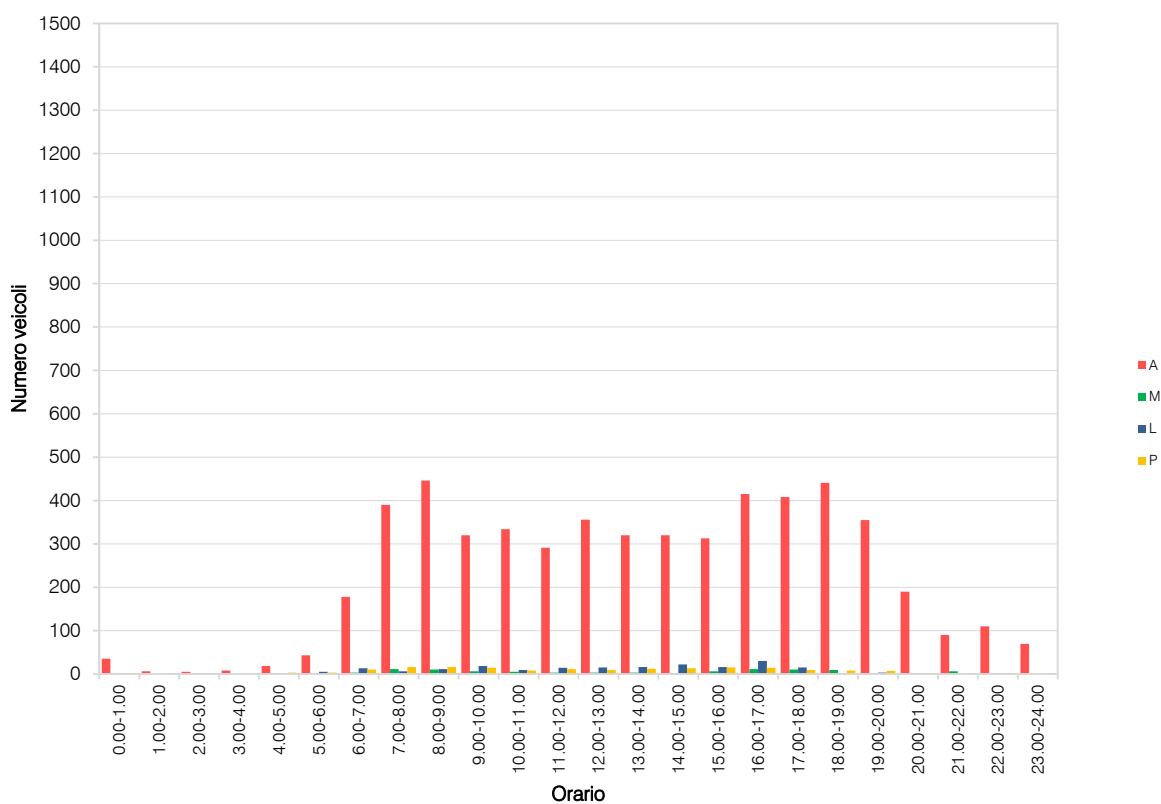
VOLUME DI TRAFFICO INTERVALLO TEMPORALE 60 min

giovedì 23 maggio 2024

	<i>A</i>	<i>M</i>	<i>L</i>	<i>P</i>	<i>veicoli totali</i>	<i>veicoli equivalenti orari</i>
0.00-1.00	35	0	1	2	38	41
1.00-2.00	6	0	0	1	7	8
2.00-3.00	5	0	1	1	7	9
3.00-4.00	8	0	0	0	8	8
4.00-5.00	18	0	1	3	22	26
5.00-6.00	43	1	5	3	52	57
6.00-7.00	178	3	13	10	204	219
7.00-8.00	390	11	6	16	423	437
8.00-9.00	446	10	11	16	483	500
9.00-10.00	320	6	18	14	358	378
10.00-11.00	334	5	9	8	356	366
11.00-12.00	291	3	14	11	319	336
12.00-13.00	356	3	15	9	383	398
13.00-14.00	320	3	16	12	351	370
14.00-15.00	320	2	22	13	357	380
15.00-16.00	313	6	16	15	350	370
16.00-17.00	415	11	30	14	470	494
17.00-18.00	408	10	15	9	442	454
18.00-19.00	441	9	1	8	459	463
19.00-20.00	355	1	3	7	366	374
20.00-21.00	190	1	1	2	194	196
21.00-22.00	90	6	0	1	97	95
22.00-23.00	110	1	1	1	113	114
23.00-24.00	69	0	0	1	70	71
	TOT				5.929	6.164

ELABORAZIONI GRAFICHE

giovedì 23 maggio 2024



RILIEVI AUTOMATICI: RADAR 5

DATI GENERALI

Via San Benedetto, dir. nord

Giorni di rilievo

venerdì 17 maggio 2024

sabato 18 maggio 2024

domenica 19 maggio 2024

lunedì 20 maggio 2024

martedì 21 maggio 2024

mercoledì 22 maggio 2024

giovedì 23 maggio 2024



Allegati - Radar 5.xlsx



VOLUME DI TRAFFICO INTERVALLO TEMPORALE 15 min

venerdì 17 maggio 2024

	A	M	L	P	Veicoli totali	Veic. eq.
0:00	0	0	0	0	0	0
0:15	0	0	0	0	0	0
0:30	0	0	0	0	0	0
0:45	0	0	0	0	0	0
1:00	0	0	0	0	0	0
1:15	0	0	0	0	0	0
1:30	0	0	0	0	0	0
1:45	0	0	0	0	0	0
2:00	0	0	0	0	0	0
2:15	0	0	0	0	0	0
2:30	0	0	0	0	0	0
2:45	0	0	0	0	0	0
3:00	0	0	0	0	0	0
3:15	0	0	0	0	0	0
3:30	0	0	0	0	0	0
3:45	0	0	0	0	0	0
4:00	0	0	0	0	0	0
4:15	0	0	0	0	0	0
4:30	0	0	0	0	0	0
4:45	0	0	0	0	0	0
5:00	1	0	0	0	1	1
5:15	0	0	0	0	0	0
5:30	2	0	0	0	2	2
5:45	3	0	0	0	3	3
6:00	1	0	0	0	1	1
6:15	5	0	0	0	5	5
6:30	4	0	0	0	4	4
6:45	15	1	0	0	16	16
7:00	15	0	1	0	16	17
7:15	18	0	1	0	19	20
7:30	15	0	0	0	15	15
7:45	20	0	0	1	21	22
8:00	16	0	0	0	16	16
8:15	9	0	0	0	9	9
8:30	20	0	0	0	20	20
8:45	11	1	0	0	12	12
9:00	6	1	0	0	7	7
9:15	8	0	0	0	8	8
9:30	3	0	0	0	3	3
9:45	7	1	1	0	9	9
10:00	9	0	0	0	9	9
10:15	3	0	0	0	3	3
10:30	5	1	0	0	6	6
10:45	8	0	1	0	9	10
11:00	6	0	0	0	6	6
11:15	6	0	0	0	6	6
11:30	4	0	1	0	5	6
11:45	5	1	0	0	6	6
12:00	5	1	1	0	7	7
12:15	7	0	0	0	7	7
12:30	9	0	0	0	9	9
12:45	10	0	0	0	10	10
13:00	4	0	0	0	4	4
13:15	8	1	0	0	9	9
13:30	8	0	0	0	8	8
13:45	8	0	1	0	9	10
14:00	10	1	1	0	12	12
14:15	4	0	0	0	4	4
14:30	10	1	0	0	11	11
14:45	4	0	1	0	5	6
15:00	7	0	0	0	7	7
15:15	4	0	0	0	4	4
15:30	5	0	0	0	5	5
15:45	2	0	0	0	2	2
16:00	6	1	0	0	7	7
16:15	10	0	0	0	10	10
16:30	5	0	0	0	5	5
16:45	8	0	0	0	8	8
17:00	16	0	0	0	16	16
17:15	11	0	1	0	12	13
17:30	10	0	0	0	10	10
17:45	20	1	0	0	21	21
18:00	12	0	1	0	13	14
18:15	16	0	1	0	17	18
18:30	10	0	0	0	10	10
18:45	11	0	1	0	12	13
19:00	8	0	2	0	10	11
19:15	11	1	0	0	12	12
19:30	11	0	1	0	12	13
19:45	5	0	0	0	5	5
20:00	8	1	0	0	9	9
20:15	3	0	0	0	3	3
20:30	7	0	0	0	7	7
20:45	0	0	0	0	0	0
21:00	2	0	0	0	2	2
21:15	1	1	0	0	2	2
21:30	4	0	0	0	4	4
21:45	0	0	0	0	0	0
22:00	1	0	0	0	1	1
22:15	3	0	0	0	3	3
22:30	1	0	0	0	1	1
22:45	3	1	0	0	4	4
23:00	0	0	0	0	0	0
23:15	0	0	0	0	0	0
23:30	1	0	0	0	1	1
23:45	0	0	0	0	0	0

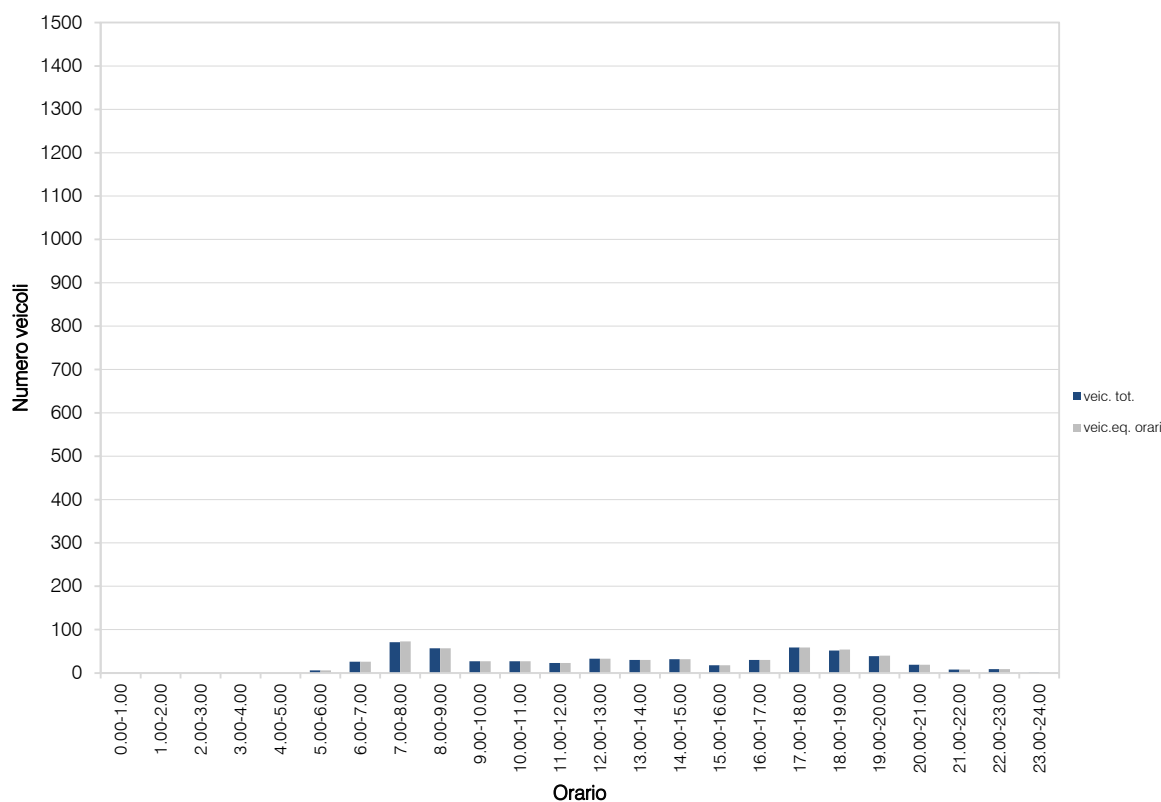
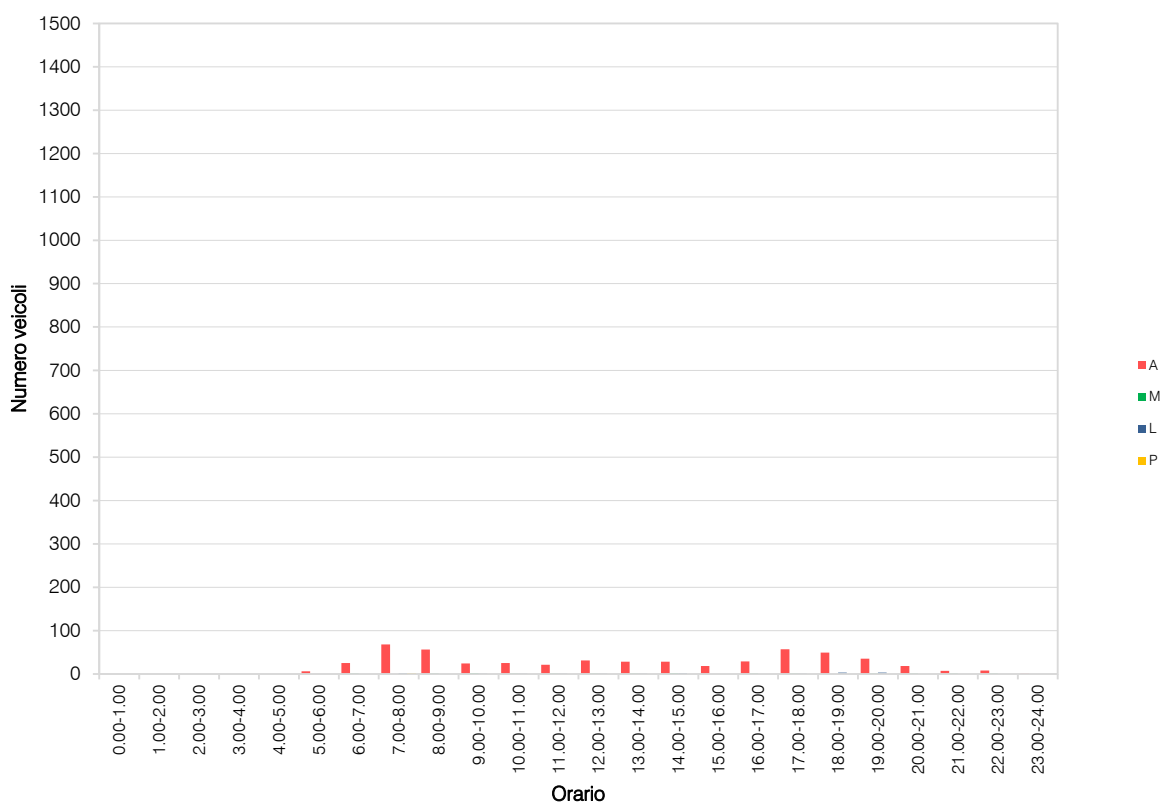
VOLUME DI TRAFFICO INTERVALLO TEMPORALE 60 min

venerdì 17 maggio 2024

	A	M	L	P	veicoli totali	veicoli equivalenti orari
0.00-1.00	0	0	0	0	0	0
1.00-2.00	0	0	0	0	0	0
2.00-3.00	0	0	0	0	0	0
3.00-4.00	0	0	0	0	0	0
4.00-5.00	0	0	0	0	0	0
5.00-6.00	6	0	0	0	6	6
6.00-7.00	25	1	0	0	26	26
7.00-8.00	68	0	2	1	71	73
8.00-9.00	56	1	0	0	57	57
9.00-10.00	24	2	1	0	27	27
10.00-11.00	25	1	1	0	27	27
11.00-12.00	21	1	1	0	23	23
12.00-13.00	31	1	1	0	33	33
13.00-14.00	28	1	1	0	30	30
14.00-15.00	28	2	2	0	32	32
15.00-16.00	18	0	0	0	18	18
16.00-17.00	29	1	0	0	30	30
17.00-18.00	57	1	1	0	59	59
18.00-19.00	49	0	3	0	52	54
19.00-20.00	35	1	3	0	39	40
20.00-21.00	18	1	0	0	19	19
21.00-22.00	7	1	0	0	8	8
22.00-23.00	8	1	0	0	9	9
23.00-24.00	1	0	0	0	1	1
TOT					567	572

ELABORAZIONI GRAFICHE

venerdì 17 maggio 2024



VOLUME DI TRAFFICO INTERVALLO TEMPORALE 15 min

sabato 18 maggio 2024

	A	M	L	P	Veicoli totali	Veic. eq.
0:00	0	0	0	0	0	0
0:15	2	0	0	0	2	2
0:30	1	0	0	0	1	1
0:45	0	0	0	0	0	0
1:00	0	0	0	0	0	0
1:15	0	0	0	0	0	0
1:30	0	0	0	0	0	0
1:45	0	0	0	0	0	0
2:00	0	0	0	0	0	0
2:15	1	0	0	0	1	1
2:30	1	0	0	0	1	1
2:45	0	0	0	0	0	0
3:00	0	0	0	0	0	0
3:15	1	0	0	0	1	1
3:30	0	0	0	0	0	0
3:45	0	0	0	0	0	0
4:00	0	0	0	0	0	0
4:15	0	0	0	0	0	0
4:30	0	0	0	0	0	0
4:45	0	0	0	0	0	0
5:00	0	0	0	0	0	0
5:15	1	0	0	0	1	1
5:30	2	0	0	0	2	2
5:45	0	0	0	0	0	0
6:00	1	1	0	0	2	2
6:15	3	0	0	0	3	3
6:30	2	0	0	0	2	2
6:45	3	0	0	0	3	3
7:00	3	0	0	0	3	3
7:15	4	1	1	0	6	6
7:30	5	0	0	0	5	5
7:45	8	0	0	0	8	8
8:00	2	0	0	0	2	2
8:15	2	0	0	0	2	2
8:30	4	0	0	0	4	4
8:45	7	1	0	0	8	8
9:00	7	0	1	0	8	9
9:15	8	0	0	0	8	8
9:30	5	0	0	0	5	5
9:45	5	0	0	0	5	5
10:00	4	1	1	0	6	6
10:15	13	0	0	0	13	13
10:30	6	0	0	0	6	6
10:45	10	0	0	0	10	10
11:00	4	0	0	0	4	4
11:15	4	1	0	0	5	5
11:30	8	0	0	0	8	8
11:45	6	0	0	0	6	6
12:00	4	1	1	0	6	6
12:15	5	0	0	0	5	5
12:30	9	0	0	0	9	9
12:45	4	0	0	0	4	4
13:00	3	0	0	0	3	3
13:15	3	0	0	0	3	3
13:30	3	0	0	0	3	3
13:45	5	0	0	0	5	5
14:00	6	0	0	0	6	6
14:15	6	0	0	0	6	6
14:30	4	0	0	0	4	4
14:45	2	1	0	0	3	3
15:00	7	0	0	0	7	7
15:15	8	2	0	0	10	9
15:30	6	0	0	0	6	6
15:45	6	0	0	0	6	6
16:00	8	0	0	0	8	8
16:15	6	2	0	0	8	7
16:30	8	0	0	0	8	8
16:45	2	0	0	0	2	2
17:00	6	1	0	0	7	7
17:15	2	0	0	0	2	2
17:30	2	2	0	0	4	3
17:45	9	0	0	0	9	9
18:00	4	0	0	0	4	4
18:15	4	1	0	0	5	5
18:30	3	1	0	0	4	4
18:45	2	0	0	0	2	2
19:00	6	0	0	0	6	6
19:15	4	0	0	0	4	4
19:30	4	0	0	0	4	4
19:45	2	0	0	0	2	2
20:00	3	0	0	0	3	3
20:15	3	0	0	0	3	3
20:30	1	0	0	0	1	1
20:45	2	0	0	0	2	2
21:00	2	0	0	0	2	2
21:15	1	0	0	0	1	1
21:30	2	0	0	0	2	2
21:45	0	0	0	0	0	0
22:00	0	1	0	0	1	1
22:15	5	0	0	0	5	5
22:30	0	0	0	0	0	0
22:45	3	0	0	0	3	3
23:00	1	0	0	0	1	1
23:15	2	0	0	0	2	2
23:30	1	0	0	0	1	1
23:45	2	0	0	0	2	2

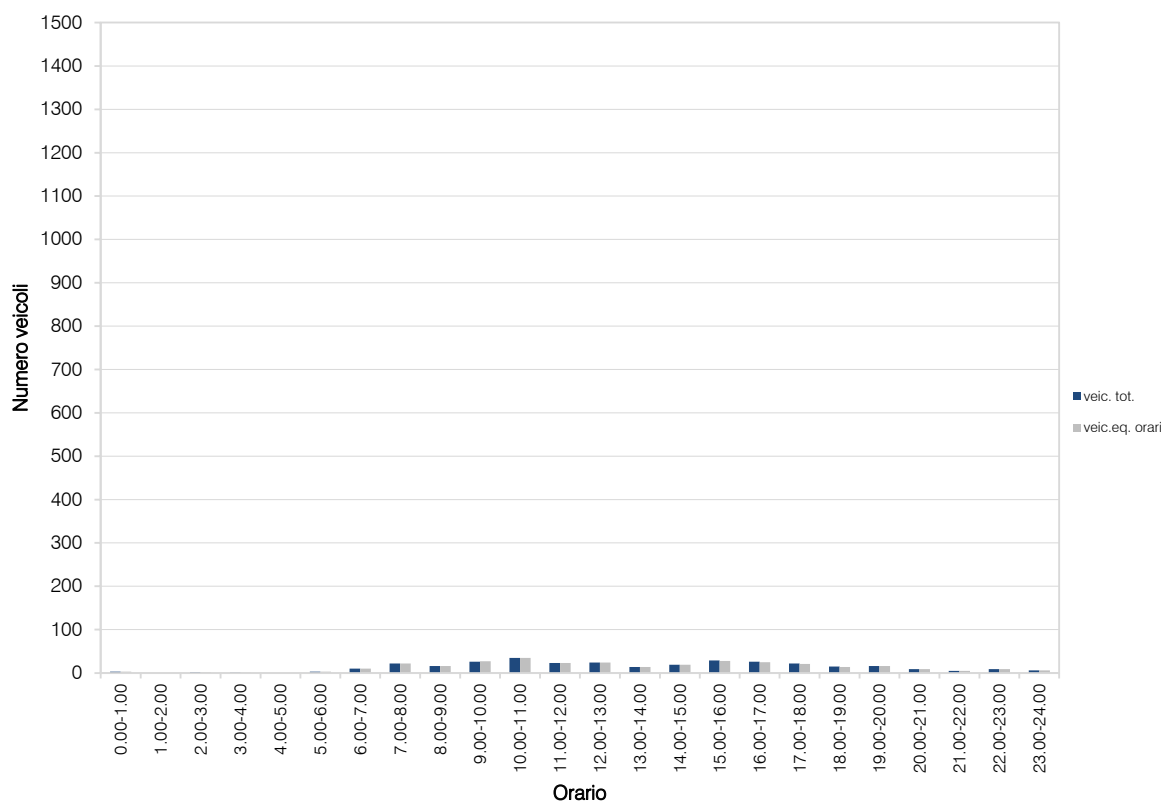
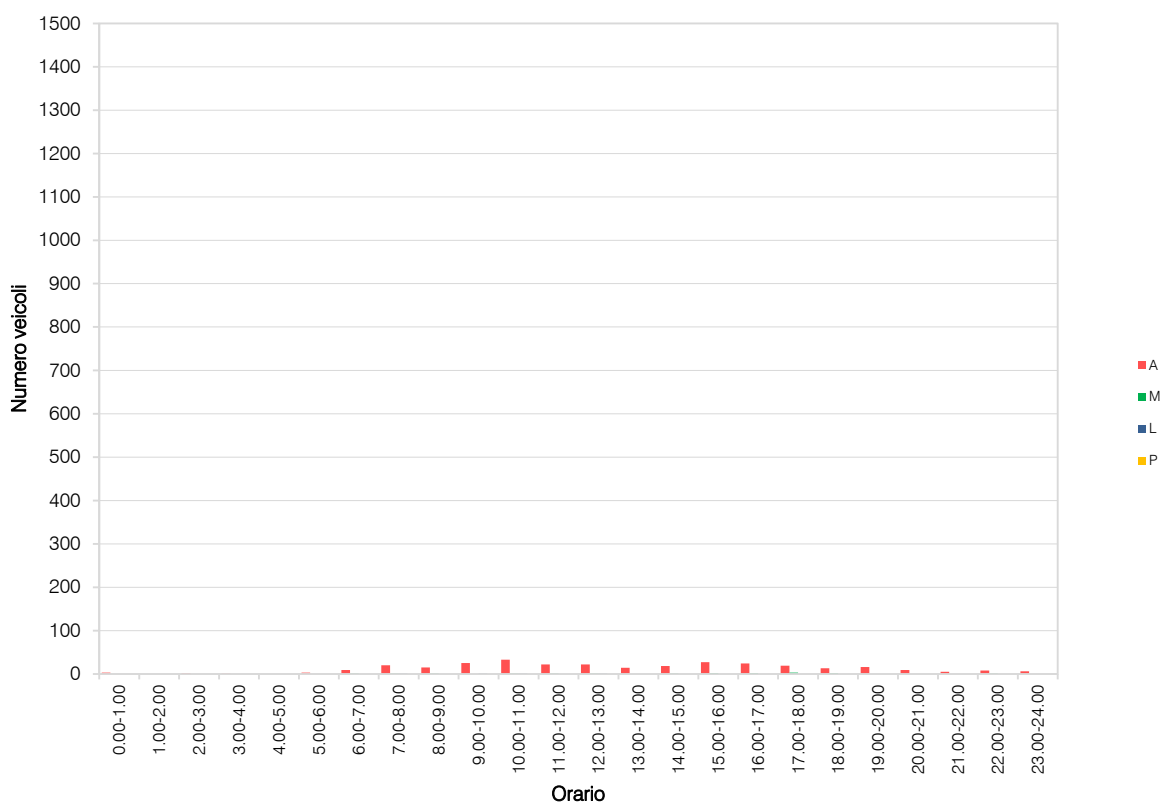
VOLUME DI TRAFFICO INTERVALLO TEMPORALE 60 min

sabato 18 maggio 2024

	<i>A</i>	<i>M</i>	<i>L</i>	<i>P</i>	<i>veicoli totali</i>	<i>veicoli equivalenti orari</i>
0.00-1.00	3	0	0	0	3	3
1.00-2.00	0	0	0	0	0	0
2.00-3.00	2	0	0	0	2	2
3.00-4.00	1	0	0	0	1	1
4.00-5.00	0	0	0	0	0	0
5.00-6.00	3	0	0	0	3	3
6.00-7.00	9	1	0	0	10	10
7.00-8.00	20	1	1	0	22	22
8.00-9.00	15	1	0	0	16	16
9.00-10.00	25	0	1	0	26	27
10.00-11.00	33	1	1	0	35	35
11.00-12.00	22	1	0	0	23	23
12.00-13.00	22	1	1	0	24	24
13.00-14.00	14	0	0	0	14	14
14.00-15.00	18	1	0	0	19	19
15.00-16.00	27	2	0	0	29	28
16.00-17.00	24	2	0	0	26	25
17.00-18.00	19	3	0	0	22	21
18.00-19.00	13	2	0	0	15	14
19.00-20.00	16	0	0	0	16	16
20.00-21.00	9	0	0	0	9	9
21.00-22.00	5	0	0	0	5	5
22.00-23.00	8	1	0	0	9	9
23.00-24.00	6	0	0	0	6	6
TOT					335	332

ELABORAZIONI GRAFICHE

sabato 18 maggio 2024



VOLUME DI TRAFFICO INTERVALLO TEMPORALE 15 min

domenica 19 maggio 2024

	A	M	L	P	Veicoli totali	Veic. eq.
0:00	0	0	0	0	0	0
0:15	1	1	0	0	2	2
0:30	1	0	0	0	1	1
0:45	1	0	0	0	1	1
1:00	0	0	0	0	0	0
1:15	0	0	0	0	0	0
1:30	0	0	0	0	0	0
1:45	0	0	0	0	0	0
2:00	0	0	0	0	0	0
2:15	0	0	0	0	0	0
2:30	0	0	0	0	0	0
2:45	0	0	0	0	0	0
3:00	0	0	0	0	0	0
3:15	0	0	0	0	0	0
3:30	0	0	0	0	0	0
3:45	0	0	0	0	0	0
4:00	0	0	0	0	0	0
4:15	0	0	0	0	0	0
4:30	0	0	0	0	0	0
4:45	0	0	0	0	0	0
5:00	0	0	0	0	0	0
5:15	0	0	0	0	0	0
5:30	0	0	0	0	0	0
5:45	2	0	0	0	2	2
6:00	0	0	0	0	0	0
6:15	1	0	0	0	1	1
6:30	1	0	0	0	1	1
6:45	1	0	0	0	1	1
7:00	2	0	0	0	2	2
7:15	3	1	0	0	4	4
7:30	0	0	0	0	0	0
7:45	1	0	0	0	1	1
8:00	2	0	0	0	2	2
8:15	2	0	0	0	2	2
8:30	3	0	1	0	4	5
8:45	4	0	0	0	4	4
9:00	2	0	0	0	2	2
9:15	5	0	0	0	5	5
9:30	7	0	0	0	7	7
9:45	6	0	1	0	7	8
10:00	5	1	0	0	6	6
10:15	3	0	0	0	3	3
10:30	9	0	0	0	9	9
10:45	6	0	0	0	6	6
11:00	5	0	0	0	5	5
11:15	3	0	0	0	3	3
11:30	6	1	0	0	7	7
11:45	2	0	0	0	2	2
12:00	3	0	0	0	3	3
12:15	2	0	0	0	2	2
12:30	3	0	0	0	3	3
12:45	4	0	0	0	4	4
13:00	5	0	0	0	5	5
13:15	1	0	0	0	1	1
13:30	4	0	0	0	4	4
13:45	1	0	0	0	1	1
14:00	2	0	0	0	2	2
14:15	4	1	0	0	5	5
14:30	2	0	0	0	2	2
14:45	9	1	0	0	10	10
15:00	3	1	0	0	4	4
15:15	1	0	0	0	1	1
15:30	2	0	0	0	2	2
15:45	6	0	0	0	6	6
16:00	3	0	0	0	3	3
16:15	4	0	0	0	4	4
16:30	7	0	0	0	7	7
16:45	5	0	0	0	5	5
17:00	3	0	0	0	3	3
17:15	1	0	0	0	1	1
17:30	3	0	0	0	3	3
17:45	8	1	0	0	9	9
18:00	5	0	0	0	5	5
18:15	7	1	0	0	8	8
18:30	5	0	0	0	5	5
18:45	2	0	0	0	2	2
19:00	1	0	0	0	1	1
19:15	6	0	0	0	6	6
19:30	5	0	0	0	5	5
19:45	2	0	0	0	2	2
20:00	3	0	0	0	3	3
20:15	6	0	0	0	6	6
20:30	2	0	0	0	2	2
20:45	3	0	0	0	3	3
21:00	0	0	0	0	0	0
21:15	1	0	0	0	1	1
21:30	2	0	0	0	2	2
21:45	1	0	0	0	1	1
22:00	0	0	0	0	0	0
22:15	2	0	0	0	2	2
22:30	2	0	0	0	2	2
22:45	1	0	0	0	1	1
23:00	1	0	0	0	1	1
23:15	0	0	0	0	0	0
23:30	1	0	0	0	1	1
23:45	1	0	0	0	1	1

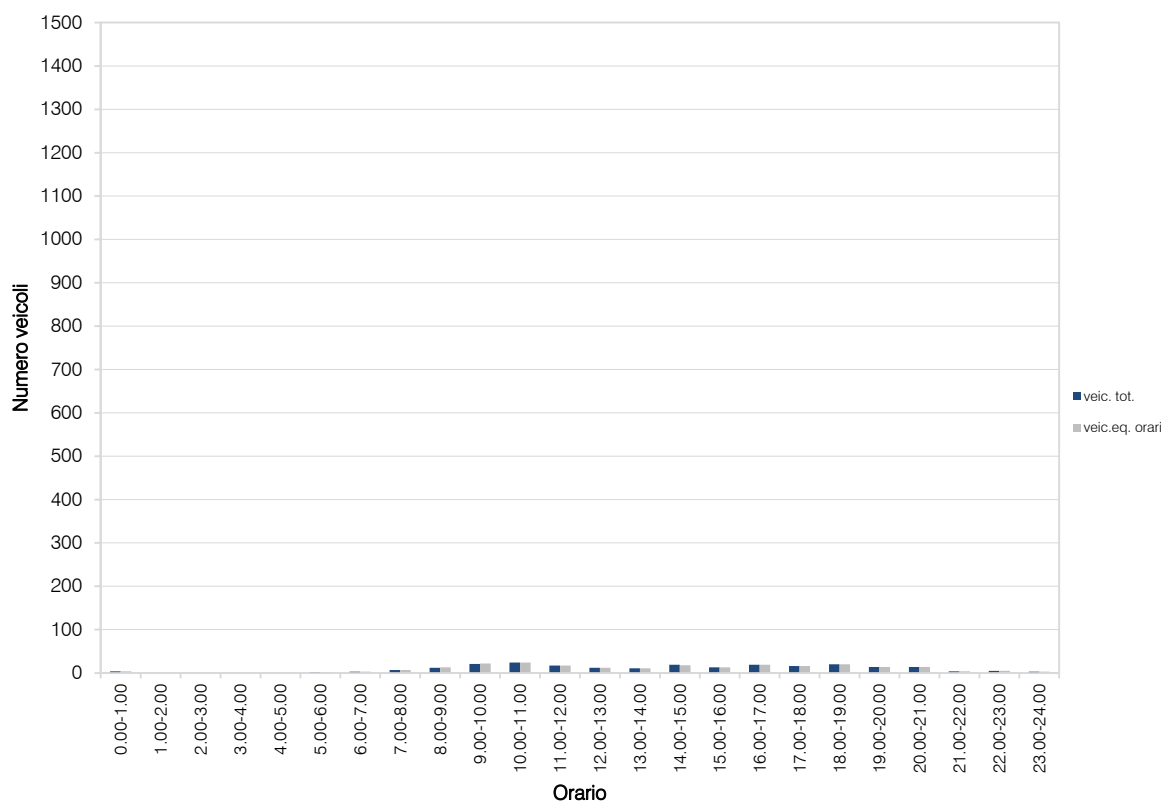
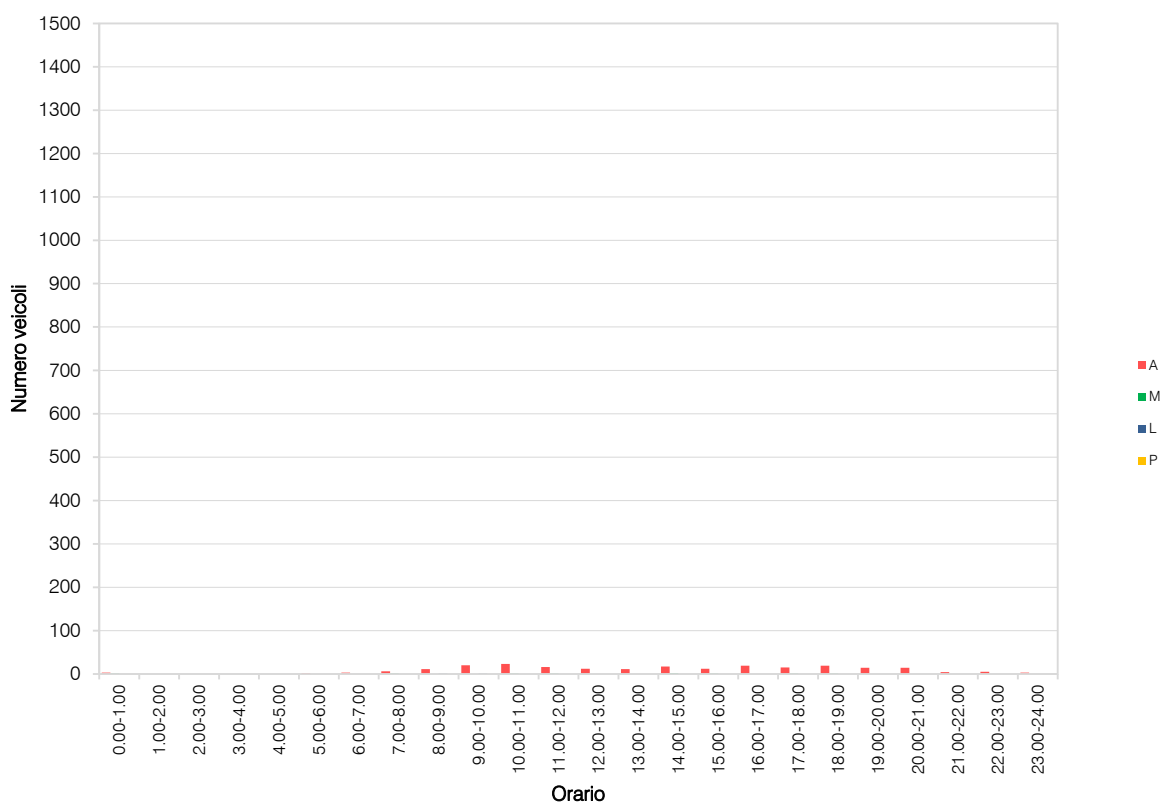
VOLUME DI TRAFFICO INTERVALLO TEMPORALE 60 min

domenica 19 maggio 2024

	A	M	L	P	veicoli totali	veicoli equivalenti orari
0.00-1.00	3	1	0	0	4	4
1.00-2.00	0	0	0	0	0	0
2.00-3.00	0	0	0	0	0	0
3.00-4.00	0	0	0	0	0	0
4.00-5.00	0	0	0	0	0	0
5.00-6.00	2	0	0	0	2	2
6.00-7.00	3	0	0	0	3	3
7.00-8.00	6	1	0	0	7	7
8.00-9.00	11	0	1	0	12	13
9.00-10.00	20	0	1	0	21	22
10.00-11.00	23	1	0	0	24	24
11.00-12.00	16	1	0	0	17	17
12.00-13.00	12	0	0	0	12	12
13.00-14.00	11	0	0	0	11	11
14.00-15.00	17	2	0	0	19	18
15.00-16.00	12	1	0	0	13	13
16.00-17.00	19	0	0	0	19	19
17.00-18.00	15	1	0	0	16	16
18.00-19.00	19	1	0	0	20	20
19.00-20.00	14	0	0	0	14	14
20.00-21.00	14	0	0	0	14	14
21.00-22.00	4	0	0	0	4	4
22.00-23.00	5	0	0	0	5	5
23.00-24.00	3	0	0	0	3	3
TOT					240	241

ELABORAZIONI GRAFICHE

domenica 19 maggio 2024



VOLUME DI TRAFFICO INTERVALLO TEMPORALE 15 min

lunedì 20 maggio 2024

	A	M	L	P	Veicoli totali	Veic. eq.
0:00	0	0	0	0	0	0
0:15	0	0	0	0	0	0
0:30	1	0	0	0	1	1
0:45	0	0	0	0	0	0
1:00	0	0	0	0	0	0
1:15	0	0	0	0	0	0
1:30	0	0	0	0	0	0
1:45	0	0	0	0	0	0
2:00	0	0	0	0	0	0
2:15	0	0	0	0	0	0
2:30	0	0	0	0	0	0
2:45	0	0	0	0	0	0
3:00	1	0	0	0	1	1
3:15	0	0	0	0	0	0
3:30	0	0	0	0	0	0
3:45	0	0	0	0	0	0
4:00	0	0	0	0	0	0
4:15	0	0	0	0	0	0
4:30	0	0	0	0	0	0
4:45	1	0	0	0	1	1
5:00	1	0	0	0	1	1
5:15	1	0	0	0	1	1
5:30	2	0	0	0	2	2
5:45	3	0	0	0	3	3
6:00	2	1	0	0	3	3
6:15	1	0	0	0	1	1
6:30	7	0	0	0	7	7
6:45	16	1	0	0	17	17
7:00	17	0	0	0	17	17
7:15	10	0	0	0	10	10
7:30	9	0	2	0	11	12
7:45	21	0	2	0	23	24
8:00	12	0	0	0	12	12
8:15	12	0	0	0	12	12
8:30	15	0	0	0	15	15
8:45	7	0	0	1	8	9
9:00	5	0	0	0	5	5
9:15	2	0	0	0	2	2
9:30	5	0	0	0	5	5
9:45	5	0	0	0	5	5
10:00	6	2	0	0	8	7
10:15	5	0	0	0	5	5
10:30	4	0	0	0	4	4
10:45	1	0	1	0	2	3
11:00	6	1	0	0	7	7
11:15	6	2	0	0	8	7
11:30	7	0	0	0	7	7
11:45	6	1	0	0	7	7
12:00	2	1	0	0	3	3
12:15	7	0	0	0	7	7
12:30	6	0	0	0	6	6
12:45	3	0	2	0	5	6
13:00	7	0	0	0	7	7
13:15	12	0	1	0	13	14
13:30	7	0	0	0	7	7
13:45	13	0	0	0	13	13
14:00	9	0	1	0	10	11
14:15	10	0	0	0	10	10
14:30	2	0	0	0	2	2
14:45	3	0	1	0	4	5
15:00	6	0	1	0	7	8
15:15	6	1	0	0	7	7
15:30	2	0	0	0	2	2
15:45	2	0	0	0	2	2
16:00	7	1	0	0	8	8
16:15	10	0	1	0	11	12
16:30	9	0	0	0	9	9
16:45	7	0	0	0	7	7
17:00	10	0	0	0	10	10
17:15	11	0	0	0	11	11
17:30	9	0	0	0	9	9
17:45	22	0	0	0	22	22
18:00	11	0	0	0	11	11
18:15	14	1	1	0	16	16
18:30	7	1	0	0	8	8
18:45	9	0	0	0	9	9
19:00	9	0	0	0	9	9
19:15	2	0	0	0	2	2
19:30	3	0	0	0	3	3
19:45	5	0	1	0	6	7
20:00	3	0	0	0	3	3
20:15	5	0	0	0	5	5
20:30	4	0	0	0	4	4
20:45	2	0	0	0	2	2
21:00	1	0	0	0	1	1
21:15	3	0	0	0	3	3
21:30	1	0	0	0	1	1
21:45	4	0	0	0	4	4
22:00	2	0	0	0	2	2
22:15	0	0	0	0	0	0
22:30	0	0	0	0	0	0
22:45	1	0	0	0	1	1
23:00	4	0	0	0	4	4
23:15	1	0	0	0	1	1
23:30	0	0	0	0	0	0
23:45	1	0	0	0	1	1

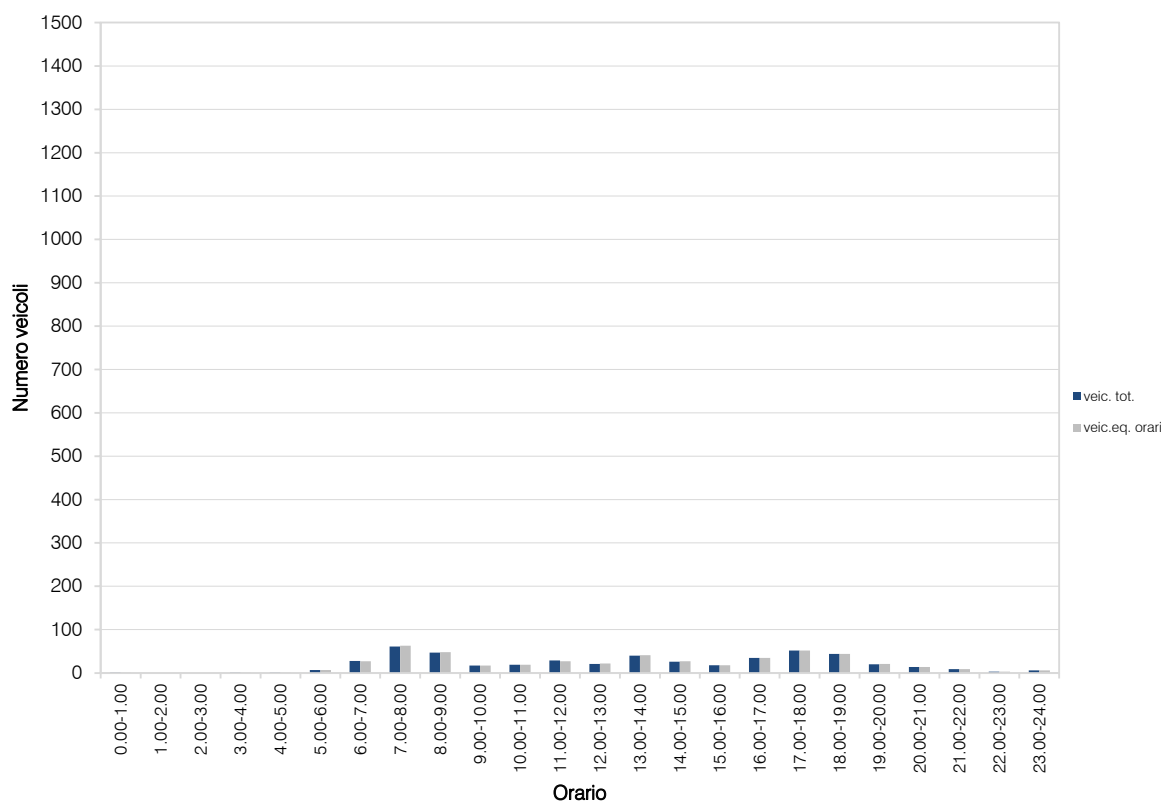
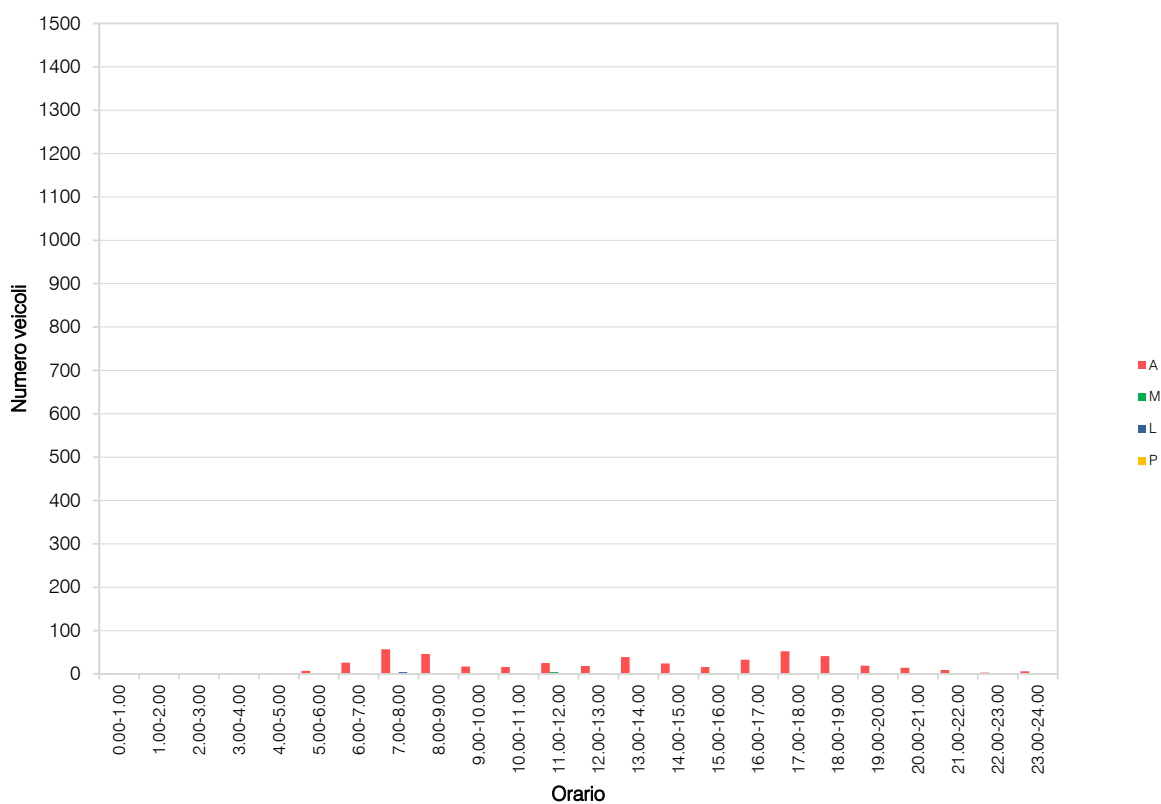
VOLUME DI TRAFFICO INTERVALLO TEMPORALE 60 min

lunedì 20 maggio 2024

	A	M	L	P	veicoli totali	veicoli equivalenti orari
0.00-1.00	1	0	0	0	1	1
1.00-2.00	0	0	0	0	0	0
2.00-3.00	0	0	0	0	0	0
3.00-4.00	1	0	0	0	1	1
4.00-5.00	1	0	0	0	1	1
5.00-6.00	7	0	0	0	7	7
6.00-7.00	26	2	0	0	28	27
7.00-8.00	57	0	4	0	61	63
8.00-9.00	46	0	0	1	47	48
9.00-10.00	17	0	0	0	17	17
10.00-11.00	16	2	1	0	19	19
11.00-12.00	25	4	0	0	29	27
12.00-13.00	18	1	2	0	21	22
13.00-14.00	39	0	1	0	40	41
14.00-15.00	24	0	2	0	26	27
15.00-16.00	16	1	1	0	18	18
16.00-17.00	33	1	1	0	35	35
17.00-18.00	52	0	0	0	52	52
18.00-19.00	41	2	1	0	44	44
19.00-20.00	19	0	1	0	20	21
20.00-21.00	14	0	0	0	14	14
21.00-22.00	9	0	0	0	9	9
22.00-23.00	3	0	0	0	3	3
23.00-24.00	6	0	0	0	6	6
TOT					499	503

ELABORAZIONI GRAFICHE

lunedì 20 maggio 2024



VOLUME DI TRAFFICO INTERVALLO TEMPORALE 15 min

martedì 21 maggio 2024

	A	M	L	P	Veicoli totali	Veic. eq.
0:00	0	0	0	0	0	0
0:15	0	0	0	0	0	0
0:30	0	0	0	0	0	0
0:45	0	0	0	0	0	0
1:00	1	0	0	0	1	1
1:15	0	0	0	0	0	0
1:30	0	0	0	0	0	0
1:45	0	0	0	0	0	0
2:00	0	0	0	0	0	0
2:15	0	0	0	0	0	0
2:30	0	0	0	0	0	0
2:45	0	0	0	0	0	0
3:00	0	0	0	0	0	0
3:15	0	0	0	0	0	0
3:30	0	0	0	0	0	0
3:45	0	0	0	0	0	0
4:00	1	0	0	0	1	1
4:15	0	0	0	0	0	0
4:30	0	0	0	0	0	0
4:45	1	0	0	0	1	1
5:00	0	0	0	0	0	0
5:15	2	0	1	0	3	4
5:30	5	0	0	0	5	5
5:45	30	1	1	0	32	32
6:00	2	0	0	0	2	2
6:15	1	0	0	0	1	1
6:30	10	1	0	0	11	11
6:45	19	1	1	0	21	21
7:00	16	0	1	0	17	18
7:15	22	7	1	0	30	27
7:30	19	1	1	0	21	21
7:45	17	0	1	0	18	19
8:00	18	0	0	0	18	18
8:15	11	0	0	0	11	11
8:30	16	0	0	0	16	16
8:45	10	0	0	0	10	10
9:00	6	0	0	0	6	6
9:15	6	1	0	0	7	7
9:30	2	0	1	0	3	4
9:45	7	0	0	0	7	7
10:00	11	1	0	0	12	12
10:15	13	4	1	0	18	17
10:30	19	1	1	0	21	21
10:45	6	0	0	0	6	6
11:00	9	0	0	0	9	9
11:15	8	0	1	0	9	10
11:30	6	0	0	0	6	6
11:45	3	0	0	0	3	3
12:00	7	0	0	0	7	7
12:15	8	0	1	0	9	10
12:30	11	0	0	0	11	11
12:45	13	0	1	0	14	15
13:00	42	5	1	0	48	46
13:15	13	0	0	0	13	13
13:30	11	0	2	0	13	14
13:45	7	2	2	0	11	11
14:00	7	1	0	0	8	8
14:15	7	0	0	0	7	7
14:30	4	0	0	0	4	4
14:45	12	0	0	0	12	12
15:00	10	0	0	0	10	10
15:15	4	0	1	0	5	6
15:30	6	0	0	0	6	6
15:45	3	0	0	0	3	3
16:00	14	0	1	0	15	16
16:15	12	0	0	0	12	12
16:30	11	0	0	0	11	11
16:45	9	0	0	0	9	9
17:00	6	0	0	0	6	6
17:15	8	1	1	0	10	10
17:30	11	0	0	0	11	11
17:45	12	0	1	0	13	14
18:00	16	0	0	0	16	16
18:15	16	0	0	0	16	16
18:30	10	0	0	0	10	10
18:45	6	0	0	0	6	6
19:00	9	0	0	0	9	9
19:15	8	0	0	0	8	8
19:30	4	0	0	0	4	4
19:45	5	0	0	0	5	5
20:00	4	0	0	0	4	4
20:15	5	1	0	0	6	6
20:30	3	0	0	0	3	3
20:45	1	0	0	0	1	1
21:00	2	0	0	0	2	2
21:15	1	0	0	0	1	1
21:30	1	0	0	0	1	1
21:45	2	0	0	0	2	2
22:00	1	0	0	0	1	1
22:15	1	0	0	0	1	1
22:30	1	0	0	0	1	1
22:45	0	0	0	0	0	0
23:00	2	0	0	0	2	2
23:15	1	0	0	0	1	1
23:30	1	0	0	0	1	1
23:45	0	0	0	0	0	0

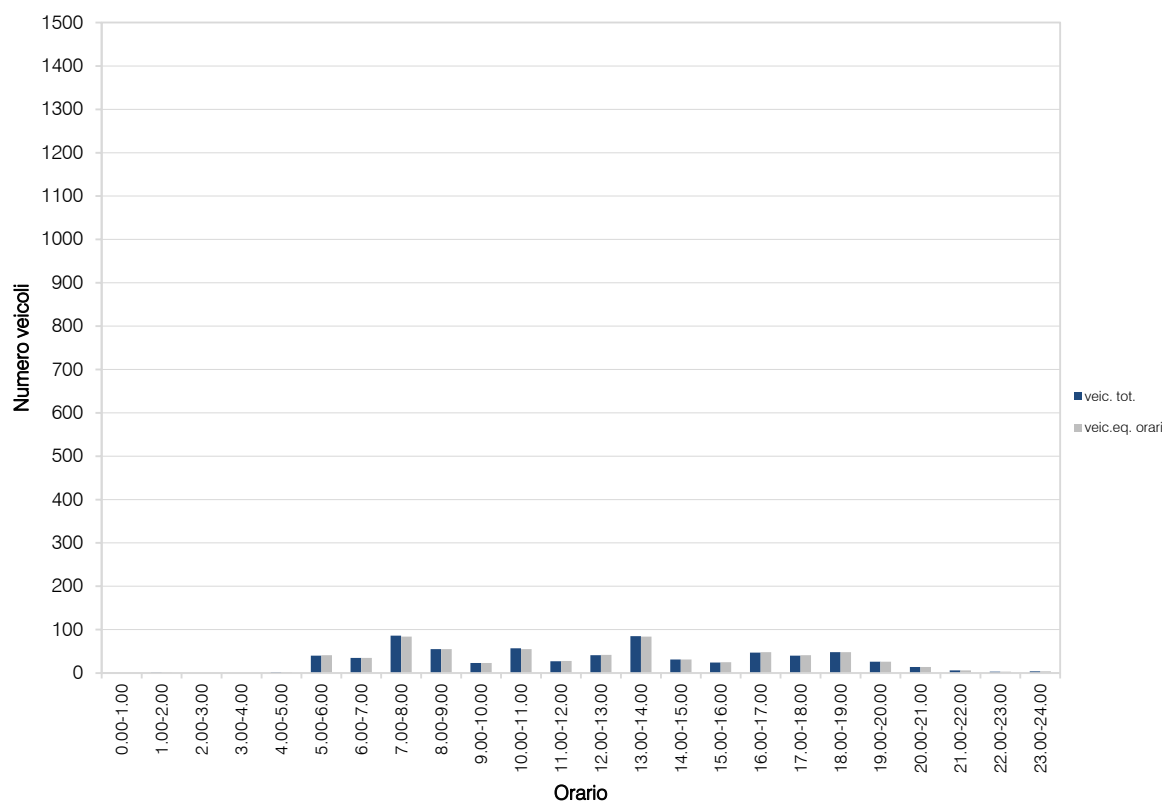
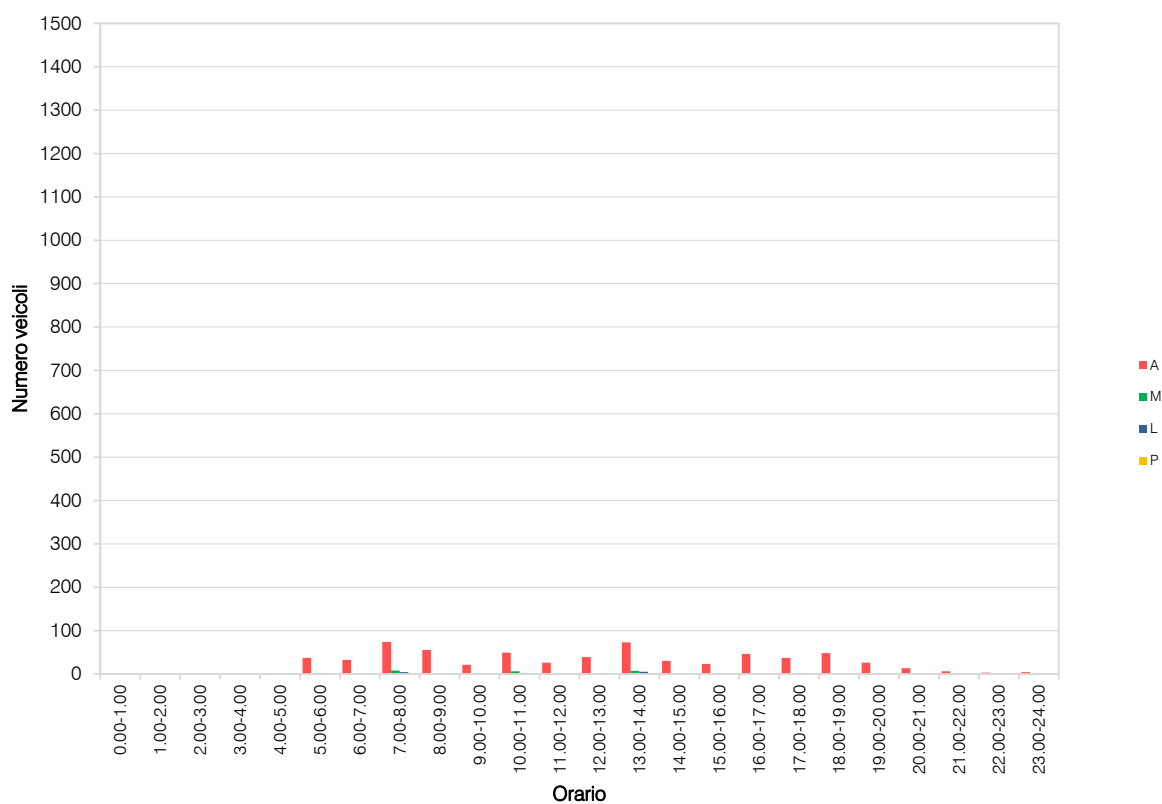
VOLUME DI TRAFFICO INTERVALLO TEMPORALE 60 min

martedì 21 maggio 2024

	A	M	L	P	veicoli totali	veicoli equivalenti orari
0.00-1.00	0	0	0	0	0	0
1.00-2.00	1	0	0	0	1	1
2.00-3.00	0	0	0	0	0	0
3.00-4.00	0	0	0	0	0	0
4.00-5.00	2	0	0	0	2	2
5.00-6.00	37	1	2	0	40	41
6.00-7.00	32	2	1	0	35	35
7.00-8.00	74	8	4	0	86	84
8.00-9.00	55	0	0	0	55	55
9.00-10.00	21	1	1	0	23	23
10.00-11.00	49	6	2	0	57	55
11.00-12.00	26	0	1	0	27	28
12.00-13.00	39	0	2	0	41	42
13.00-14.00	73	7	5	0	85	84
14.00-15.00	30	1	0	0	31	31
15.00-16.00	23	0	1	0	24	25
16.00-17.00	46	0	1	0	47	48
17.00-18.00	37	1	2	0	40	41
18.00-19.00	48	0	0	0	48	48
19.00-20.00	26	0	0	0	26	26
20.00-21.00	13	1	0	0	14	14
21.00-22.00	6	0	0	0	6	6
22.00-23.00	3	0	0	0	3	3
23.00-24.00	4	0	0	0	4	4
	TOT				695	696

ELABORAZIONI GRAFICHE

martedì 21 maggio 2024



VOLUME DI TRAFFICO INTERVALLO TEMPORALE 15 min

mercoledì 22 maggio 2024

	A	M	L	P	Veicoli totali	Veic. eq.
0:00	0	0	0	0	0	0
0:15	0	0	0	0	0	0
0:30	0	0	0	0	0	0
0:45	0	0	0	0	0	0
1:00	1	0	0	0	1	1
1:15	0	0	0	0	0	0
1:30	0	0	0	0	0	0
1:45	0	0	0	0	0	0
2:00	0	0	0	0	0	0
2:15	0	0	0	0	0	0
2:30	0	0	0	0	0	0
2:45	0	0	0	0	0	0
3:00	0	0	0	0	0	0
3:15	0	0	0	0	0	0
3:30	0	0	0	0	0	0
3:45	0	0	0	0	0	0
4:00	0	0	0	0	0	0
4:15	0	0	0	0	0	0
4:30	0	0	0	0	0	0
4:45	1	0	0	0	1	1
5:00	1	0	0	0	1	1
5:15	2	0	0	0	2	2
5:30	2	0	0	0	2	2
5:45	1	0	0	0	1	1
6:00	1	1	0	0	2	2
6:15	2	1	0	0	3	3
6:30	5	0	0	0	5	5
6:45	16	0	1	0	17	18
7:00	16	0	2	0	18	19
7:15	16	1	0	0	17	17
7:30	9	1	0	0	10	10
7:45	26	0	0	0	26	26
8:00	16	0	0	0	16	16
8:15	19	0	0	0	19	19
8:30	13	0	1	0	14	15
8:45	6	0	1	0	7	8
9:00	6	0	0	0	6	6
9:15	3	0	0	0	3	3
9:30	3	1	0	0	4	4
9:45	8	0	1	0	9	10
10:00	7	0	0	0	7	7
10:15	6	1	0	0	7	7
10:30	8	0	0	0	8	8
10:45	10	0	0	0	10	10
11:00	4	0	0	0	4	4
11:15	6	1	0	1	8	9
11:30	2	0	0	0	2	2
11:45	10	0	0	0	10	10
12:00	6	0	0	0	6	6
12:15	7	0	1	0	8	9
12:30	12	0	2	0	14	15
12:45	5	0	0	0	5	5
13:00	5	0	0	0	5	5
13:15	10	0	0	0	10	10
13:30	10	0	0	0	10	10
13:45	3	1	0	0	4	4
14:00	13	0	1	0	14	15
14:15	7	0	0	0	7	7
14:30	9	0	0	0	9	9
14:45	4	0	0	0	4	4
15:00	7	0	0	0	7	7
15:15	3	0	0	0	3	3
15:30	6	0	0	0	6	6
15:45	7	1	0	0	8	8
16:00	12	2	0	0	14	13
16:15	18	1	0	0	19	19
16:30	14	0	0	0	14	14
16:45	7	0	0	0	7	7
17:00	3	1	0	0	4	4
17:15	14	0	0	0	14	14
17:30	8	0	0	0	8	8
17:45	12	0	0	0	12	12
18:00	10	0	0	0	10	10
18:15	10	0	0	0	10	10
18:30	9	0	0	0	9	9
18:45	9	0	0	0	9	9
19:00	9	0	0	0	9	9
19:15	6	0	0	0	6	6
19:30	4	0	0	0	4	4
19:45	3	1	0	0	4	4
20:00	2	0	0	0	2	2
20:15	5	0	0	0	5	5
20:30	5	0	0	0	5	5
20:45	1	0	0	0	1	1
21:00	2	0	0	0	2	2
21:15	2	0	0	0	2	2
21:30	1	0	0	0	1	1
21:45	0	0	0	0	0	0
22:00	1	0	0	0	1	1
22:15	2	0	0	0	2	2
22:30	0	0	0	0	0	0
22:45	1	0	0	0	1	1
23:00	0	0	0	0	0	0
23:15	0	0	0	0	0	0
23:30	1	0	0	0	1	1
23:45	1	0	0	0	1	1

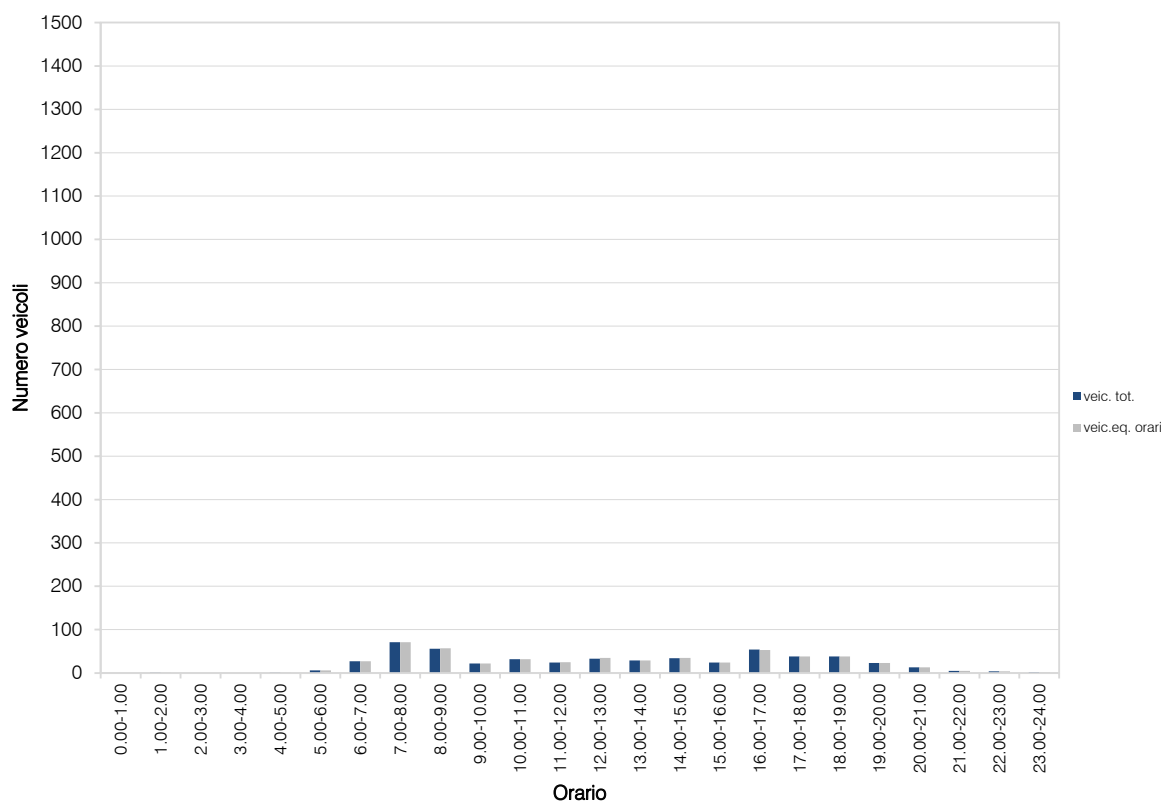
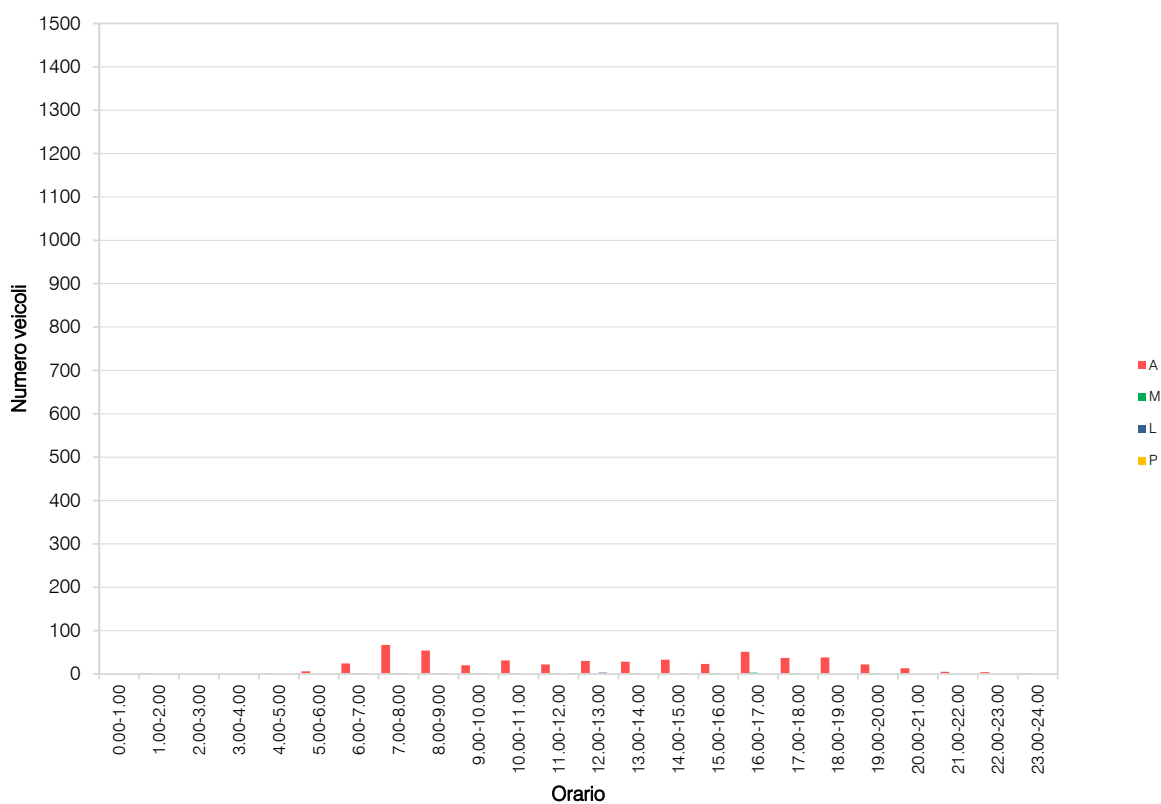
VOLUME DI TRAFFICO INTERVALLO TEMPORALE 60 min

mercoledì 22 maggio 2024

	A	M	L	P	veicoli totali	veicoli equivalenti orari
0.00-1.00	0	0	0	0	0	0
1.00-2.00	1	0	0	0	1	1
2.00-3.00	0	0	0	0	0	0
3.00-4.00	0	0	0	0	0	0
4.00-5.00	1	0	0	0	1	1
5.00-6.00	6	0	0	0	6	6
6.00-7.00	24	2	1	0	27	27
7.00-8.00	67	2	2	0	71	71
8.00-9.00	54	0	2	0	56	57
9.00-10.00	20	1	1	0	22	22
10.00-11.00	31	1	0	0	32	32
11.00-12.00	22	1	0	1	24	25
12.00-13.00	30	0	3	0	33	35
13.00-14.00	28	1	0	0	29	29
14.00-15.00	33	0	1	0	34	35
15.00-16.00	23	1	0	0	24	24
16.00-17.00	51	3	0	0	54	53
17.00-18.00	37	1	0	0	38	38
18.00-19.00	38	0	0	0	38	38
19.00-20.00	22	1	0	0	23	23
20.00-21.00	13	0	0	0	13	13
21.00-22.00	5	0	0	0	5	5
22.00-23.00	4	0	0	0	4	4
23.00-24.00	2	0	0	0	2	2
TOT					537	541

ELABORAZIONI GRAFICHE

mercoledì 22 maggio 2024



VOLUME DI TRAFFICO INTERVALLO TEMPORALE 15 min

giovedì 23 maggio 2024

	A	M	L	P	Veicoli totali	Veic. eq.
0:00	0	0	0	0	0	0
0:15	1	0	0	0	1	1
0:30	1	0	0	0	1	1
0:45	0	0	0	0	0	0
1:00	0	0	0	0	0	0
1:15	0	0	0	0	0	0
1:30	0	0	0	0	0	0
1:45	0	0	0	0	0	0
2:00	0	0	0	0	0	0
2:15	0	0	0	0	0	0
2:30	0	0	0	0	0	0
2:45	0	0	0	0	0	0
3:00	0	0	0	0	0	0
3:15	0	0	0	0	0	0
3:30	0	0	0	0	0	0
3:45	0	0	0	0	0	0
4:00	0	0	0	0	0	0
4:15	0	0	0	0	0	0
4:30	0	0	0	0	0	0
4:45	1	0	0	0	1	1
5:00	2	0	0	0	2	2
5:15	1	0	0	0	1	1
5:30	4	0	0	0	4	4
5:45	1	0	0	0	1	1
6:00	1	0	0	0	1	1
6:15	3	1	0	0	4	4
6:30	7	0	0	0	7	7
6:45	14	0	0	0	14	14
7:00	14	1	0	0	15	15
7:15	20	0	1	0	21	22
7:30	14	1	0	0	15	15
7:45	21	0	1	0	22	23
8:00	17	0	0	0	17	17
8:15	13	1	1	0	15	15
8:30	10	0	0	0	10	10
8:45	6	0	1	0	7	8
9:00	8	0	0	0	8	8
9:15	4	0	0	0	4	4
9:30	3	1	0	0	4	4
9:45	8	0	1	0	9	10
10:00	8	0	0	0	8	8
10:15	7	1	0	0	8	8
10:30	8	0	0	0	8	8
10:45	13	0	0	0	13	13
11:00	3	0	0	0	3	3
11:15	6	1	0	1	8	9
11:30	2	0	0	0	2	2
11:45	10	0	0	0	10	10
12:00	7	0	0	0	7	7
12:15	4	0	0	0	4	4
12:30	9	0	1	0	10	11
12:45	7	0	1	0	8	9
13:00	9	0	0	0	9	9
13:15	14	0	1	0	15	16
13:30	10	0	1	0	11	12
13:45	4	1	1	0	6	6
14:00	6	0	0	0	6	6
14:15	8	0	1	0	9	10
14:30	8	0	0	0	8	8
14:45	7	0	1	0	8	9
15:00	3	0	0	0	3	3
15:15	9	0	0	0	9	9
15:30	9	0	0	0	9	9
15:45	5	0	1	0	6	7
16:00	11	0	1	0	12	13
16:15	6	0	1	0	7	8
16:30	14	0	1	0	15	16
16:45	8	1	0	0	9	9
17:00	11	0	0	0	11	11
17:15	16	0	1	0	17	18
17:30	16	2	0	0	18	17
17:45	14	3	1	0	18	17
18:00	18	9	3	0	30	27
18:15	21	3	1	0	25	24
18:30	28	2	0	0	30	29
18:45	15	2	1	0	18	18
19:00	6	0	1	0	7	8
19:15	5	0	0	0	5	5
19:30	6	1	0	0	7	7
19:45	9	6	2	0	17	15
20:00	3	0	0	0	3	3
20:15	2	0	0	0	2	2
20:30	4	0	0	0	4	4
20:45	0	0	0	0	0	0
21:00	7	5	1	0	13	11
21:15	6	3	3	0	12	12
21:30	2	0	0	0	2	2
21:45	1	0	0	0	1	1
22:00	1	0	0	0	1	1
22:15	1	0	0	0	1	1
22:30	0	0	0	0	0	0
22:45	1	0	1	0	2	3
23:00	0	0	0	0	0	0
23:15	1	0	0	0	1	1
23:30	3	0	0	0	3	3
23:45	0	0	0	0	0	0

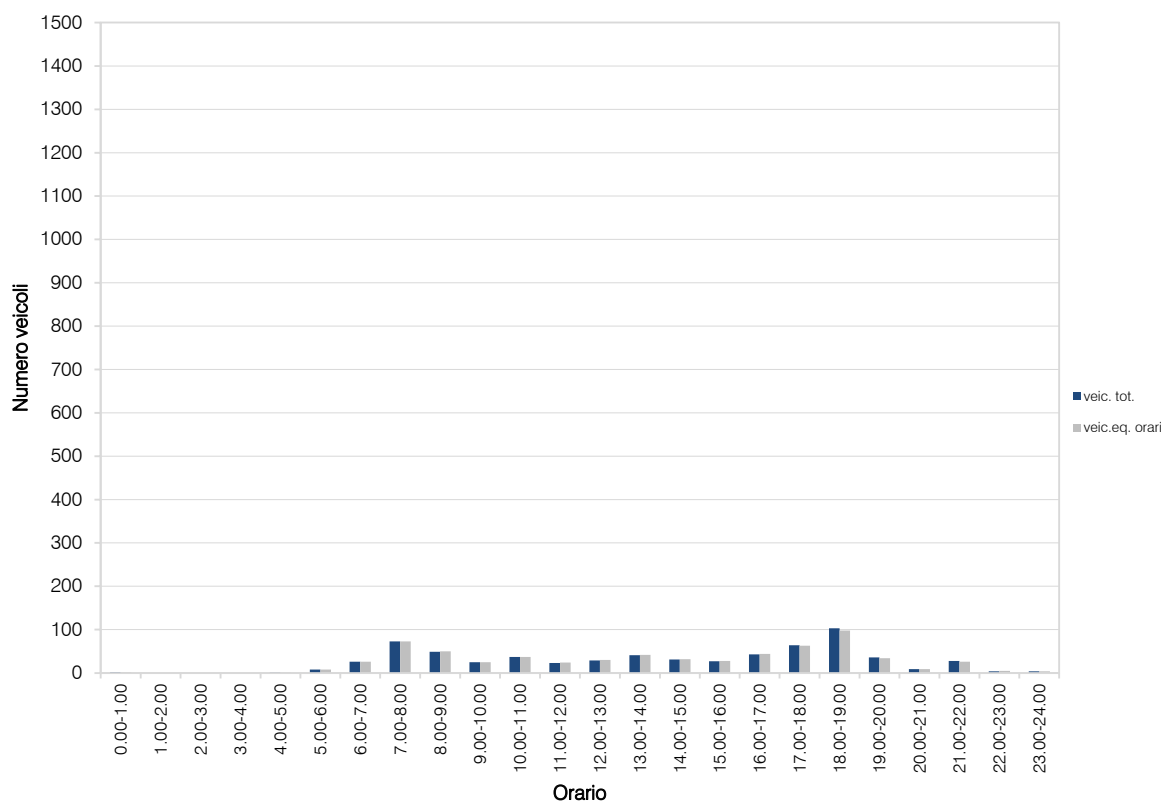
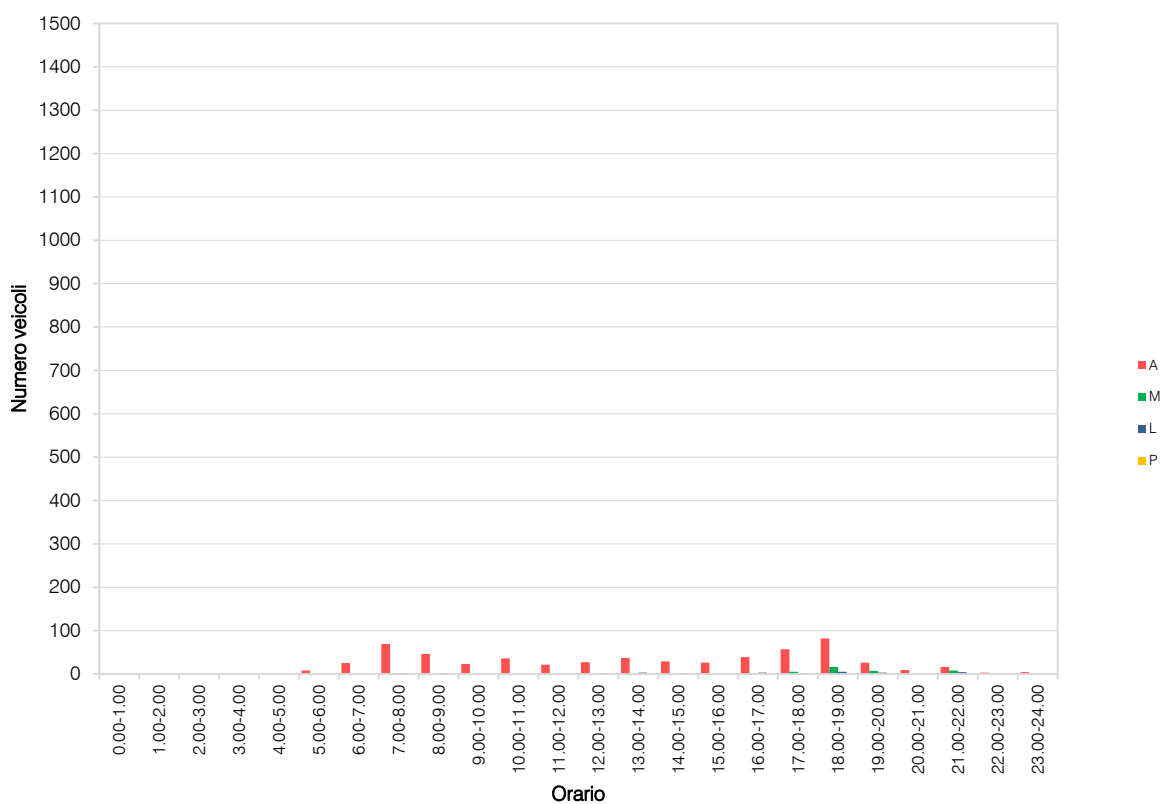
VOLUME DI TRAFFICO INTERVALLO TEMPORALE 60 min

giovedì 23 maggio 2024

	A	M	L	P	veicoli totali	veicoli equivalenti orari
0.00-1.00	2	0	0	0	2	2
1.00-2.00	0	0	0	0	0	0
2.00-3.00	0	0	0	0	0	0
3.00-4.00	0	0	0	0	0	0
4.00-5.00	1	0	0	0	1	1
5.00-6.00	8	0	0	0	8	8
6.00-7.00	25	1	0	0	26	26
7.00-8.00	69	2	2	0	73	73
8.00-9.00	46	1	2	0	49	50
9.00-10.00	23	1	1	0	25	25
10.00-11.00	36	1	0	0	37	37
11.00-12.00	21	1	0	1	23	24
12.00-13.00	27	0	2	0	29	30
13.00-14.00	37	1	3	0	41	42
14.00-15.00	29	0	2	0	31	32
15.00-16.00	26	0	1	0	27	28
16.00-17.00	39	1	3	0	43	44
17.00-18.00	57	5	2	0	64	63
18.00-19.00	82	16	5	0	103	98
19.00-20.00	26	7	3	0	36	34
20.00-21.00	9	0	0	0	9	9
21.00-22.00	16	8	4	0	28	26
22.00-23.00	3	0	1	0	4	5
23.00-24.00	4	0	0	0	4	4
TOT					663	661

ELABORAZIONI GRAFICHE

giovedì 23 maggio 2024



RILIEVI AUTOMATICI: RADAR 6

DATI GENERALI

Via San Benedetto, dir. sud

Giorni di rilievo

venerdì 17 maggio 2024

sabato 18 maggio 2024

domenica 19 maggio 2024

lunedì 20 maggio 2024

martedì 21 maggio 2024

mercoledì 22 maggio 2024

giovedì 23 maggio 2024



Allegati - Radar 6.xlsx



VOLUME DI TRAFFICO INTERVALLO TEMPORALE 15 min

venerdì 17 maggio 2024

	A	M	L	P	Veicoli totali	Veic. eq.
0:00	0	0	0	0	0	0
0:15	0	0	0	0	0	0
0:30	1	0	0	0	1	1
0:45	0	0	0	0	0	0
1:00	0	0	0	0	0	0
1:15	0	0	0	0	0	0
1:30	0	0	0	0	0	0
1:45	0	0	0	0	0	0
2:00	0	0	0	0	0	0
2:15	0	0	0	0	0	0
2:30	0	0	0	0	0	0
2:45	0	0	0	0	0	0
3:00	0	0	0	0	0	0
3:15	0	0	0	0	0	0
3:30	0	0	0	0	0	0
3:45	0	0	0	0	0	0
4:00	1	0	0	0	1	1
4:15	0	0	0	0	0	0
4:30	0	0	0	0	0	0
4:45	0	0	0	0	0	0
5:00	1	0	0	0	1	1
5:15	0	0	0	0	0	0
5:30	1	0	0	0	1	1
5:45	3	0	0	0	3	3
6:00	0	0	1	0	1	2
6:15	5	0	0	0	5	5
6:30	6	0	0	0	6	6
6:45	6	0	0	0	6	6
7:00	5	2	0	0	7	6
7:15	9	0	0	0	9	9
7:30	19	0	1	0	20	21
7:45	21	0	1	0	22	23
8:00	19	0	0	0	19	19
8:15	18	0	0	0	18	18
8:30	15	0	0	0	15	15
8:45	14	0	0	0	14	14
9:00	10	0	1	0	11	12
9:15	16	1	0	0	17	17
9:30	8	1	1	0	10	10
9:45	7	1	0	0	8	8
10:00	6	0	0	0	6	6
10:15	7	0	0	0	7	7
10:30	6	0	0	0	6	6
10:45	12	0	0	0	12	12
11:00	8	1	1	0	10	10
11:15	13	0	0	0	13	13
11:30	8	0	0	0	8	8
11:45	10	1	1	0	12	12
12:00	4	2	0	0	6	5
12:15	10	0	0	0	10	10
12:30	15	0	0	0	15	15
12:45	7	0	0	0	7	7
13:00	8	1	1	0	10	10
13:15	9	0	0	0	9	9
13:30	10	0	0	0	10	10
13:45	19	0	0	0	19	19
14:00	10	0	0	0	10	10
14:15	13	0	1	0	14	15
14:30	10	0	0	0	10	10
14:45	17	0	0	0	17	17
15:00	9	0	0	0	9	9
15:15	8	0	0	0	8	8
15:30	16	0	0	0	16	16
15:45	12	1	0	0	13	13
16:00	12	1	0	0	13	13
16:15	15	0	0	0	15	15
16:30	37	2	2	0	41	41
16:45	29	0	1	0	30	31
17:00	17	1	0	0	18	18
17:15	17	2	0	0	19	18
17:30	26	0	0	0	26	26
17:45	16	1	0	0	17	17
18:00	20	1	0	0	21	21
18:15	20	1	2	0	23	24
18:30	13	1	3	0	17	18
18:45	17	0	1	0	18	19
19:00	13	0	1	0	14	15
19:15	26	0	0	0	26	26
19:30	15	1	0	0	16	16
19:45	10	1	0	0	11	11
20:00	4	0	0	0	4	4
20:15	5	0	0	0	5	5
20:30	3	0	0	0	3	3
20:45	7	0	0	0	7	7
21:00	2	0	0	0	2	2
21:15	7	1	0	0	8	8
21:30	2	0	0	0	2	2
21:45	2	0	0	0	2	2
22:00	3	1	0	0	4	4
22:15	5	0	0	0	5	5
22:30	1	0	0	0	1	1
22:45	3	0	0	0	3	3
23:00	3	0	0	0	3	3
23:15	2	0	0	0	2	2
23:30	0	0	0	0	0	0
23:45	1	0	0	0	1	1

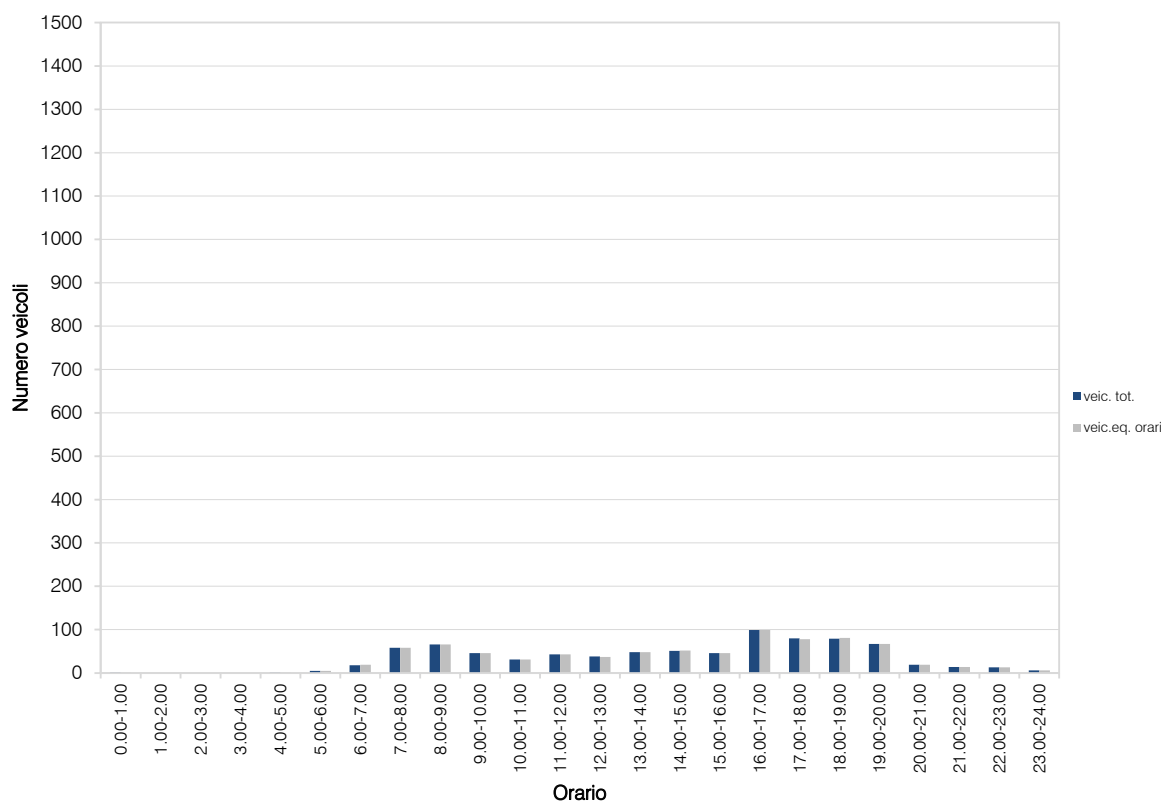
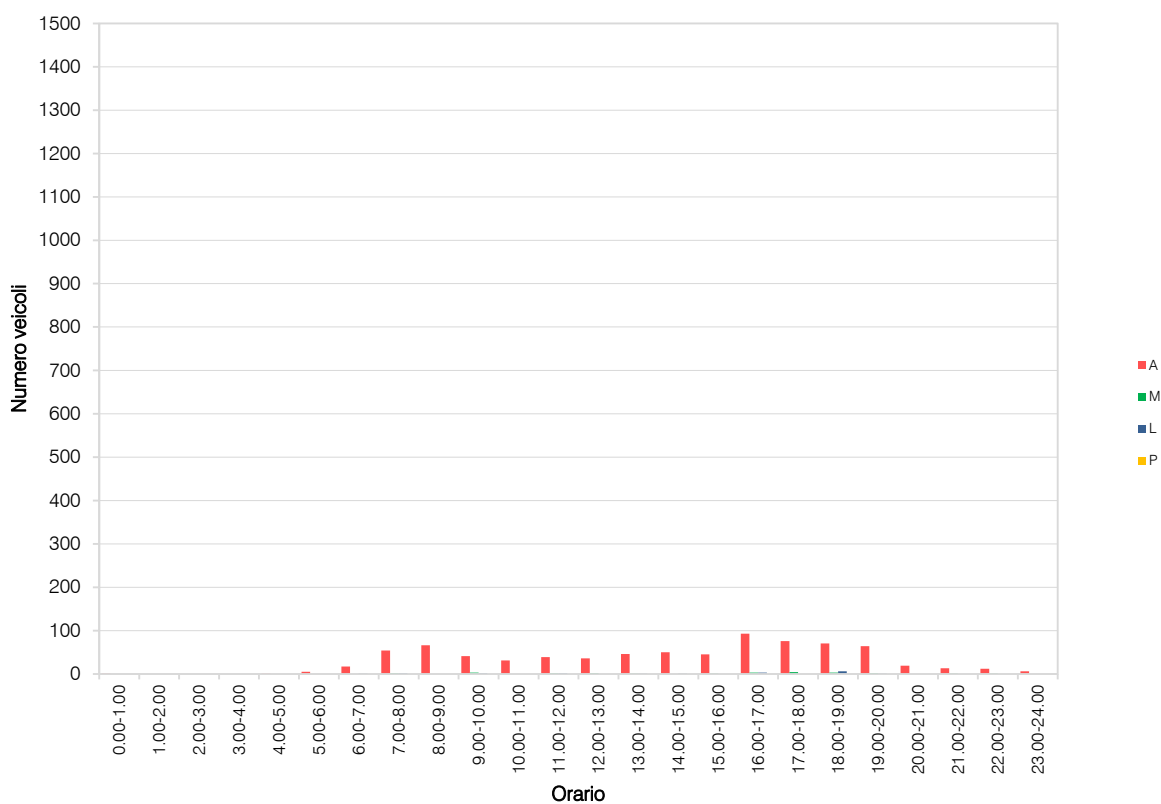
VOLUME DI TRAFFICO INTERVALLO TEMPORALE 60 min

venerdì 17 maggio 2024

	<i>A</i>	<i>M</i>	<i>L</i>	<i>P</i>	<i>veicoli totali</i>	<i>veicoli equivalenti orari</i>
0.00-1.00	1	0	0	0	1	1
1.00-2.00	0	0	0	0	0	0
2.00-3.00	0	0	0	0	0	0
3.00-4.00	0	0	0	0	0	0
4.00-5.00	1	0	0	0	1	1
5.00-6.00	5	0	0	0	5	5
6.00-7.00	17	0	1	0	18	19
7.00-8.00	54	2	2	0	58	58
8.00-9.00	66	0	0	0	66	66
9.00-10.00	41	3	2	0	46	46
10.00-11.00	31	0	0	0	31	31
11.00-12.00	39	2	2	0	43	43
12.00-13.00	36	2	0	0	38	37
13.00-14.00	46	1	1	0	48	48
14.00-15.00	50	0	1	0	51	52
15.00-16.00	45	1	0	0	46	46
16.00-17.00	93	3	3	0	99	99
17.00-18.00	76	4	0	0	80	78
18.00-19.00	70	3	6	0	79	81
19.00-20.00	64	2	1	0	67	67
20.00-21.00	19	0	0	0	19	19
21.00-22.00	13	1	0	0	14	14
22.00-23.00	12	1	0	0	13	13
23.00-24.00	6	0	0	0	6	6
	TOT				829	830

ELABORAZIONI GRAFICHE

venerdì 17 maggio 2024



VOLUME DI TRAFFICO INTERVALLO TEMPORALE 15 min

sabato 18 maggio 2024

	A	M	L	P	Veicoli totali	Veic. eq.
0:00	1	0	0	0	1	1
0:15	0	0	0	0	0	0
0:30	0	0	0	0	0	0
0:45	0	0	0	0	0	0
1:00	0	0	0	0	0	0
1:15	0	0	0	0	0	0
1:30	0	0	0	0	0	0
1:45	0	0	0	0	0	0
2:00	0	0	0	0	0	0
2:15	0	0	0	0	0	0
2:30	0	0	0	0	0	0
2:45	0	0	0	0	0	0
3:00	0	0	0	0	0	0
3:15	0	0	0	0	0	0
3:30	0	0	0	0	0	0
3:45	0	0	0	0	0	0
4:00	0	0	0	0	0	0
4:15	0	0	0	0	0	0
4:30	0	0	0	0	0	0
4:45	0	0	0	0	0	0
5:00	0	0	0	0	0	0
5:15	2	0	0	0	2	2
5:30	2	0	0	0	2	2
5:45	1	0	0	0	1	1
6:00	1	0	0	0	1	1
6:15	3	0	0	0	3	3
6:30	3	0	0	0	3	3
6:45	6	0	0	0	6	6
7:00	3	1	0	0	4	4
7:15	5	0	0	0	5	5
7:30	11	0	0	0	11	11
7:45	3	0	0	0	3	3
8:00	10	0	0	0	10	10
8:15	7	0	0	0	7	7
8:30	8	0	0	0	8	8
8:45	12	0	0	0	12	12
9:00	11	0	0	0	11	11
9:15	10	0	0	0	10	10
9:30	13	0	0	0	13	13
9:45	6	0	1	0	7	8
10:00	7	0	0	0	7	7
10:15	17	0	1	0	18	19
10:30	9	0	0	0	9	9
10:45	11	0	0	0	11	11
11:00	9	1	0	0	10	10
11:15	6	1	0	0	7	7
11:30	11	1	0	0	12	12
11:45	10	1	0	0	11	11
12:00	9	1	0	0	10	10
12:15	11	0	0	0	11	11
12:30	12	0	0	0	12	12
12:45	10	0	0	0	10	10
13:00	3	0	0	0	3	3
13:15	8	0	0	0	8	8
13:30	9	0	1	0	10	11
13:45	7	0	0	0	7	7
14:00	4	1	0	0	5	5
14:15	4	0	0	0	4	4
14:30	5	0	0	0	5	5
14:45	9	1	0	0	10	10
15:00	7	1	0	0	8	8
15:15	7	1	0	0	8	8
15:30	9	0	1	0	10	11
15:45	9	1	0	0	10	10
16:00	8	0	0	0	8	8
16:15	5	0	0	0	5	5
16:30	6	0	0	0	6	6
16:45	12	0	0	0	12	12
17:00	9	0	0	0	9	9
17:15	8	0	0	0	8	8
17:30	13	1	0	0	14	14
17:45	9	2	0	0	11	10
18:00	8	0	0	0	8	8
18:15	9	0	0	0	9	9
18:30	6	2	0	0	8	7
18:45	11	0	0	0	11	11
19:00	12	0	0	0	12	12
19:15	9	1	0	0	10	10
19:30	9	0	0	0	9	9
19:45	8	0	0	0	8	8
20:00	5	1	0	0	6	6
20:15	6	1	0	0	7	7
20:30	3	0	0	0	3	3
20:45	2	0	0	0	2	2
21:00	4	0	0	0	4	4
21:15	1	0	0	0	1	1
21:30	1	0	0	0	1	1
21:45	3	0	0	0	3	3
22:00	1	0	0	0	1	1
22:15	3	0	0	0	3	3
22:30	1	0	0	0	1	1
22:45	2	0	0	0	2	2
23:00	2	0	0	0	2	2
23:15	4	0	0	0	4	4
23:30	1	0	0	0	1	1
23:45	3	0	0	0	3	3

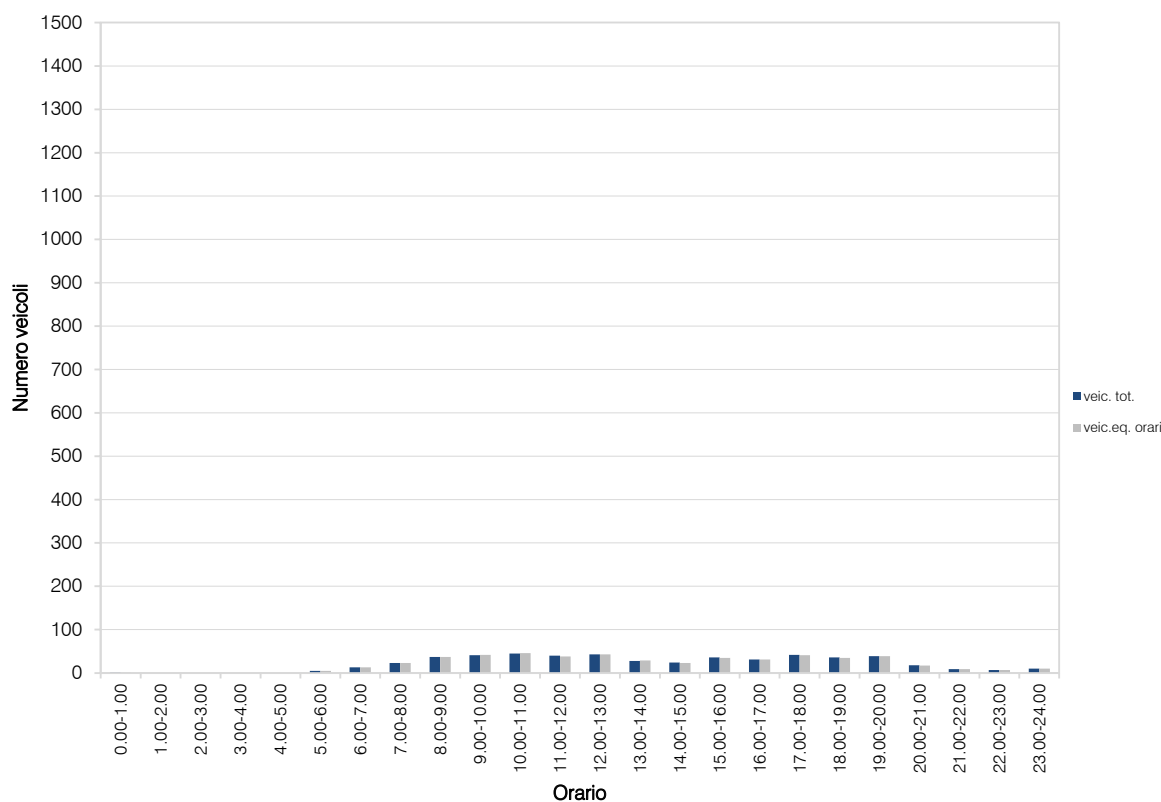
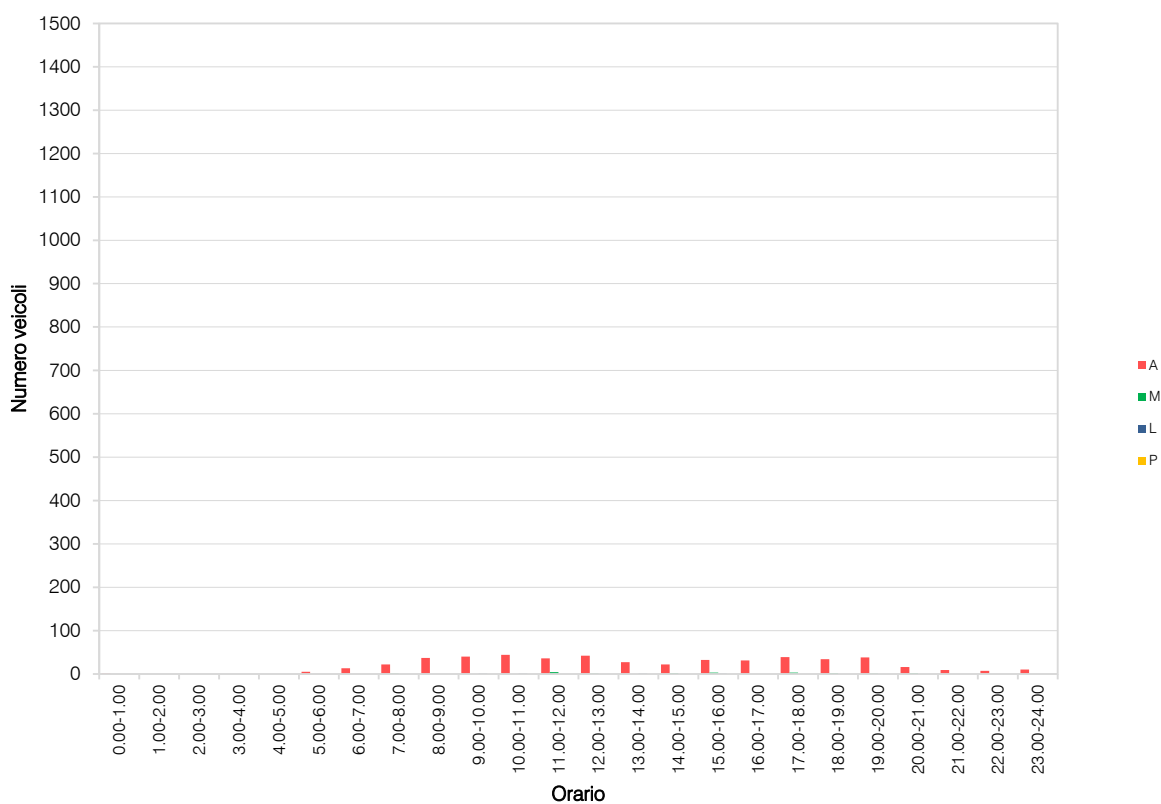
VOLUME DI TRAFFICO INTERVALLO TEMPORALE 60 min

sabato 18 maggio 2024

	<i>A</i>	<i>M</i>	<i>L</i>	<i>P</i>	<i>veicoli totali</i>	<i>veicoli equivalenti orari</i>
0.00-1.00	1	0	0	0	1	1
1.00-2.00	0	0	0	0	0	0
2.00-3.00	0	0	0	0	0	0
3.00-4.00	0	0	0	0	0	0
4.00-5.00	0	0	0	0	0	0
5.00-6.00	5	0	0	0	5	5
6.00-7.00	13	0	0	0	13	13
7.00-8.00	22	1	0	0	23	23
8.00-9.00	37	0	0	0	37	37
9.00-10.00	40	0	1	0	41	42
10.00-11.00	44	0	1	0	45	46
11.00-12.00	36	4	0	0	40	38
12.00-13.00	42	1	0	0	43	43
13.00-14.00	27	0	1	0	28	29
14.00-15.00	22	2	0	0	24	23
15.00-16.00	32	3	1	0	36	35
16.00-17.00	31	0	0	0	31	31
17.00-18.00	39	3	0	0	42	41
18.00-19.00	34	2	0	0	36	35
19.00-20.00	38	1	0	0	39	39
20.00-21.00	16	2	0	0	18	17
21.00-22.00	9	0	0	0	9	9
22.00-23.00	7	0	0	0	7	7
23.00-24.00	10	0	0	0	10	10
	TOT				528	524

ELABORAZIONI GRAFICHE

sabato 18 maggio 2024



VOLUME DI TRAFFICO INTERVALLO TEMPORALE 15 min

domenica 19 maggio 2024

	A	M	L	P	Veicoli totali	Veic. eq.
0:00	0	0	0	0	0	0
0:15	1	0	0	0	1	1
0:30	0	0	0	0	0	0
0:45	0	0	0	0	0	0
1:00	0	0	0	0	0	0
1:15	0	0	0	0	0	0
1:30	2	0	0	0	2	2
1:45	0	0	0	0	0	0
2:00	1	0	0	0	1	1
2:15	0	0	0	0	0	0
2:30	0	0	0	0	0	0
2:45	0	0	0	0	0	0
3:00	1	0	0	0	1	1
3:15	0	0	0	0	0	0
3:30	0	0	0	0	0	0
3:45	0	0	0	0	0	0
4:00	0	0	0	0	0	0
4:15	0	0	0	0	0	0
4:30	0	0	0	0	0	0
4:45	0	0	0	0	0	0
5:00	0	0	0	0	0	0
5:15	0	0	0	0	0	0
5:30	0	0	0	0	0	0
5:45	0	0	0	0	0	0
6:00	0	0	0	0	0	0
6:15	1	0	0	0	1	1
6:30	1	0	0	0	1	1
6:45	1	1	1	0	3	3
7:00	0	0	0	0	0	0
7:15	3	0	0	0	3	3
7:30	2	1	0	0	3	3
7:45	3	0	0	0	3	3
8:00	3	0	0	0	3	3
8:15	2	0	0	0	2	2
8:30	7	1	0	0	8	8
8:45	5	0	0	0	5	5
9:00	7	0	0	0	7	7
9:15	4	0	0	0	4	4
9:30	3	0	0	0	3	3
9:45	8	1	0	0	9	9
10:00	10	0	0	0	10	10
10:15	6	0	0	0	6	6
10:30	8	0	0	0	8	8
10:45	4	1	0	0	5	5
11:00	7	0	0	0	7	7
11:15	6	1	0	0	7	7
11:30	11	0	0	0	11	11
11:45	18	3	0	0	21	20
12:00	7	0	0	0	7	7
12:15	4	3	0	0	7	6
12:30	4	0	0	0	4	4
12:45	6	0	0	0	6	6
13:00	4	1	0	0	5	5
13:15	3	0	0	0	3	3
13:30	1	0	0	0	1	1
13:45	2	0	0	0	2	2
14:00	1	0	0	0	1	1
14:15	3	0	0	0	3	3
14:30	8	2	0	0	10	9
14:45	3	0	0	0	3	3
15:00	7	0	0	0	7	7
15:15	6	0	0	0	6	6
15:30	2	0	0	0	2	2
15:45	3	0	0	0	3	3
16:00	8	1	0	0	9	9
16:15	7	0	0	0	7	7
16:30	7	0	0	0	7	7
16:45	6	0	0	0	6	6
17:00	7	0	0	0	7	7
17:15	7	0	1	0	8	9
17:30	5	0	0	0	5	5
17:45	14	0	0	0	14	14
18:00	7	0	0	0	7	7
18:15	5	0	0	0	5	5
18:30	7	1	1	0	9	9
18:45	8	0	0	0	8	8
19:00	9	1	0	0	10	10
19:15	3	0	0	0	3	3
19:30	1	0	0	0	1	1
19:45	5	0	0	0	5	5
20:00	10	0	0	0	10	10
20:15	4	0	0	0	4	4
20:30	1	0	0	0	1	1
20:45	1	0	0	0	1	1
21:00	1	0	0	0	1	1
21:15	2	0	0	0	2	2
21:30	4	0	0	0	4	4
21:45	2	0	0	0	2	2
22:00	3	0	0	0	3	3
22:15	5	0	0	0	5	5
22:30	0	0	0	0	0	0
22:45	1	0	0	0	1	1
23:00	4	0	0	0	4	4
23:15	0	0	0	0	0	0
23:30	0	0	0	0	0	0
23:45	1	0	0	0	1	1

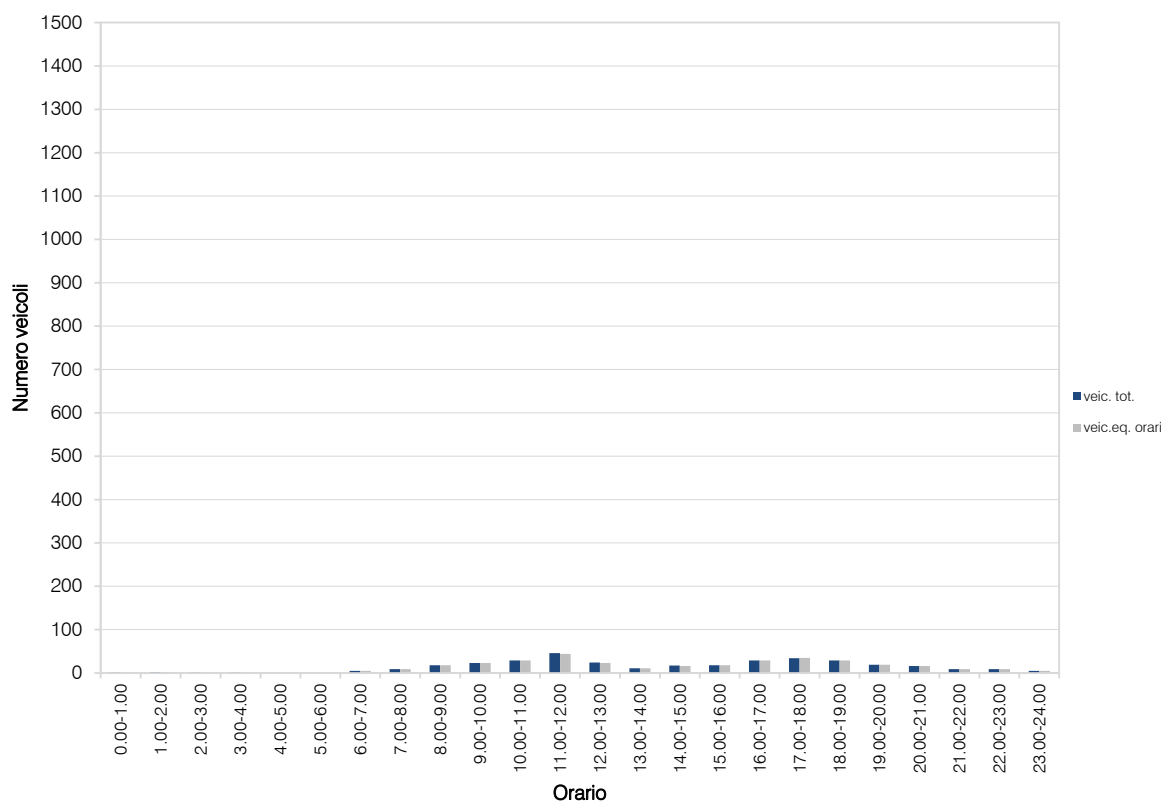
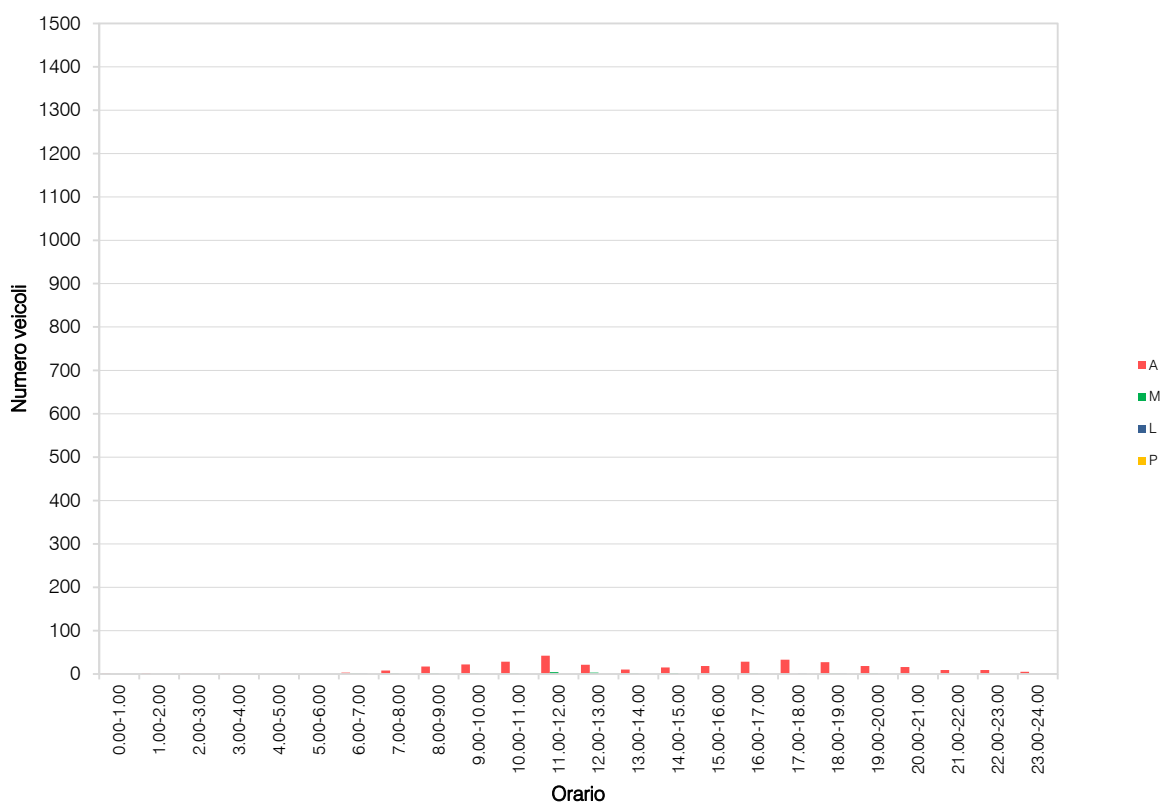
VOLUME DI TRAFFICO INTERVALLO TEMPORALE 60 min

domenica 19 maggio 2024

	A	M	L	P	veicoli totali	veicoli equivalenti orari
0.00-1.00	1	0	0	0	1	1
1.00-2.00	2	0	0	0	2	2
2.00-3.00	1	0	0	0	1	1
3.00-4.00	1	0	0	0	1	1
4.00-5.00	0	0	0	0	0	0
5.00-6.00	0	0	0	0	0	0
6.00-7.00	3	1	1	0	5	5
7.00-8.00	8	1	0	0	9	9
8.00-9.00	17	1	0	0	18	18
9.00-10.00	22	1	0	0	23	23
10.00-11.00	28	1	0	0	29	29
11.00-12.00	42	4	0	0	46	44
12.00-13.00	21	3	0	0	24	23
13.00-14.00	10	1	0	0	11	11
14.00-15.00	15	2	0	0	17	16
15.00-16.00	18	0	0	0	18	18
16.00-17.00	28	1	0	0	29	29
17.00-18.00	33	0	1	0	34	35
18.00-19.00	27	1	1	0	29	29
19.00-20.00	18	1	0	0	19	19
20.00-21.00	16	0	0	0	16	16
21.00-22.00	9	0	0	0	9	9
22.00-23.00	9	0	0	0	9	9
23.00-24.00	5	0	0	0	5	5
TOT					355	352

ELABORAZIONI GRAFICHE

domenica 19 maggio 2024



VOLUME DI TRAFFICO INTERVALLO TEMPORALE 15 min

lunedì 20 maggio 2024

	A	M	L	P	Veicoli totali	Veic. eq.
0:00	0	0	0	0	0	0
0:15	1	0	0	0	1	1
0:30	0	0	0	0	0	0
0:45	1	0	0	0	1	1
1:00	1	0	0	0	1	1
1:15	0	0	0	0	0	0
1:30	0	0	0	0	0	0
1:45	0	0	0	0	0	0
2:00	0	0	0	0	0	0
2:15	0	0	0	0	0	0
2:30	0	0	0	0	0	0
2:45	0	0	0	0	0	0
3:00	0	0	0	0	0	0
3:15	0	0	0	0	0	0
3:30	0	0	0	0	0	0
3:45	0	0	0	0	0	0
4:00	0	0	0	0	0	0
4:15	0	0	0	0	0	0
4:30	0	0	0	0	0	0
4:45	0	0	0	0	0	0
5:00	0	0	0	0	0	0
5:15	1	0	0	0	1	1
5:30	1	0	0	1	2	3
5:45	1	0	0	0	1	1
6:00	2	0	0	0	2	2
6:15	9	0	0	0	9	9
6:30	5	1	0	0	6	6
6:45	10	0	1	0	11	12
7:00	10	0	0	0	10	10
7:15	13	0	0	0	13	13
7:30	18	0	1	0	19	20
7:45	24	1	0	0	25	25
8:00	25	0	0	0	25	25
8:15	14	0	1	0	15	16
8:30	8	1	0	0	9	9
8:45	15	0	0	0	15	15
9:00	4	0	1	0	5	6
9:15	12	0	0	0	12	12
9:30	8	1	1	0	10	10
9:45	12	2	0	0	14	13
10:00	6	0	1	0	7	8
10:15	6	0	0	0	6	6
10:30	12	0	0	0	12	12
10:45	4	0	0	0	4	4
11:00	14	0	0	0	14	14
11:15	7	0	0	0	7	7
11:30	9	0	0	0	9	9
11:45	8	0	1	0	9	10
12:00	7	1	1	0	9	9
12:15	8	0	1	0	9	10
12:30	8	0	0	0	8	8
12:45	12	0	1	0	13	14
13:00	14	1	1	0	16	16
13:15	11	0	1	0	12	13
13:30	9	0	0	0	9	9
13:45	15	0	1	0	16	17
14:00	17	0	0	0	17	17
14:15	9	0	0	0	9	9
14:30	4	0	0	0	4	4
14:45	10	0	0	0	10	10
15:00	4	0	0	0	4	4
15:15	7	0	0	0	7	7
15:30	9	1	0	0	10	10
15:45	17	0	0	0	17	17
16:00	14	0	1	0	15	16
16:15	13	0	1	0	14	15
16:30	31	0	1	0	32	33
16:45	29	0	0	0	29	29
17:00	17	0	1	0	18	19
17:15	16	1	1	0	18	18
17:30	30	2	1	0	33	33
17:45	15	0	0	0	15	15
18:00	20	0	1	0	21	22
18:15	23	1	1	0	25	25
18:30	21	0	1	0	22	23
18:45	10	0	0	0	10	10
19:00	14	0	0	0	14	14
19:15	10	0	0	0	10	10
19:30	6	0	0	0	6	6
19:45	6	0	0	0	6	6
20:00	2	0	0	0	2	2
20:15	1	0	0	0	1	1
20:30	2	0	0	0	2	2
20:45	4	0	0	0	4	4
21:00	4	0	0	0	4	4
21:15	2	0	0	0	2	2
21:30	5	0	0	0	5	5
21:45	3	0	0	0	3	3
22:00	5	0	0	0	5	5
22:15	0	0	0	0	0	0
22:30	2	0	0	0	2	2
22:45	0	0	0	0	0	0
23:00	1	0	0	0	1	1
23:15	2	0	0	0	2	2
23:30	2	0	0	0	2	2
23:45	0	0	0	0	0	0

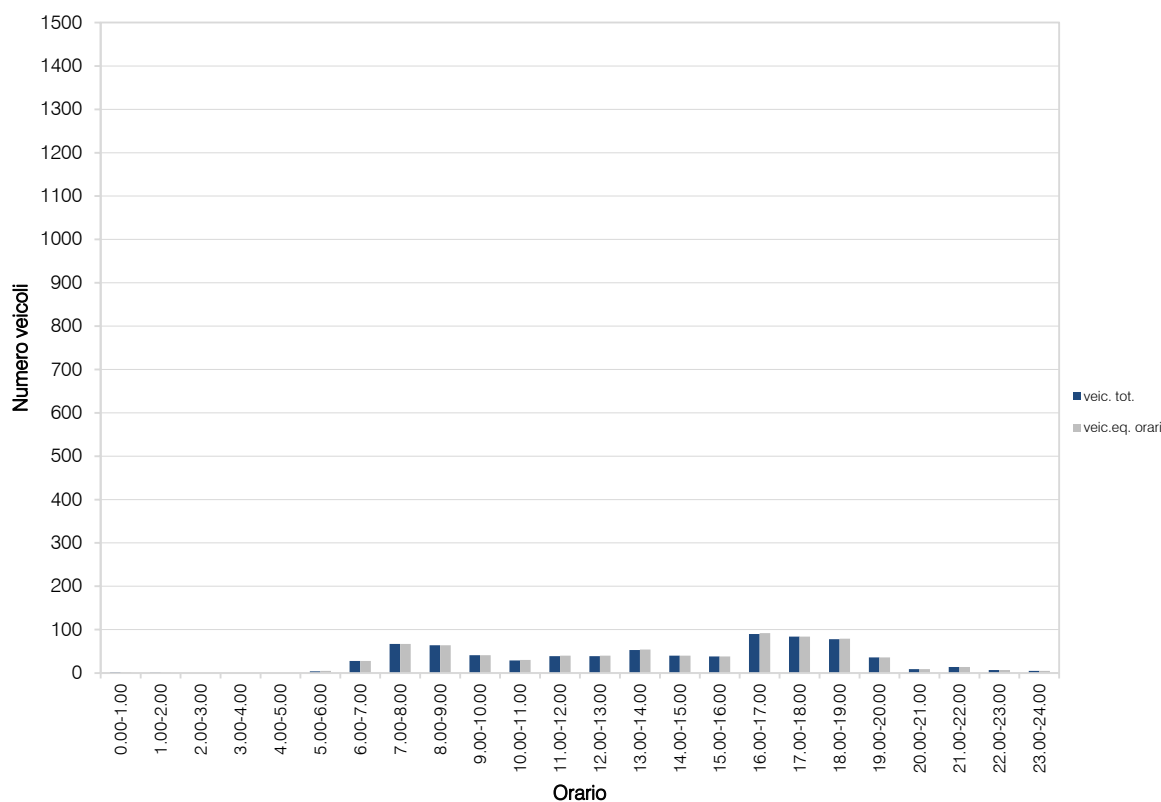
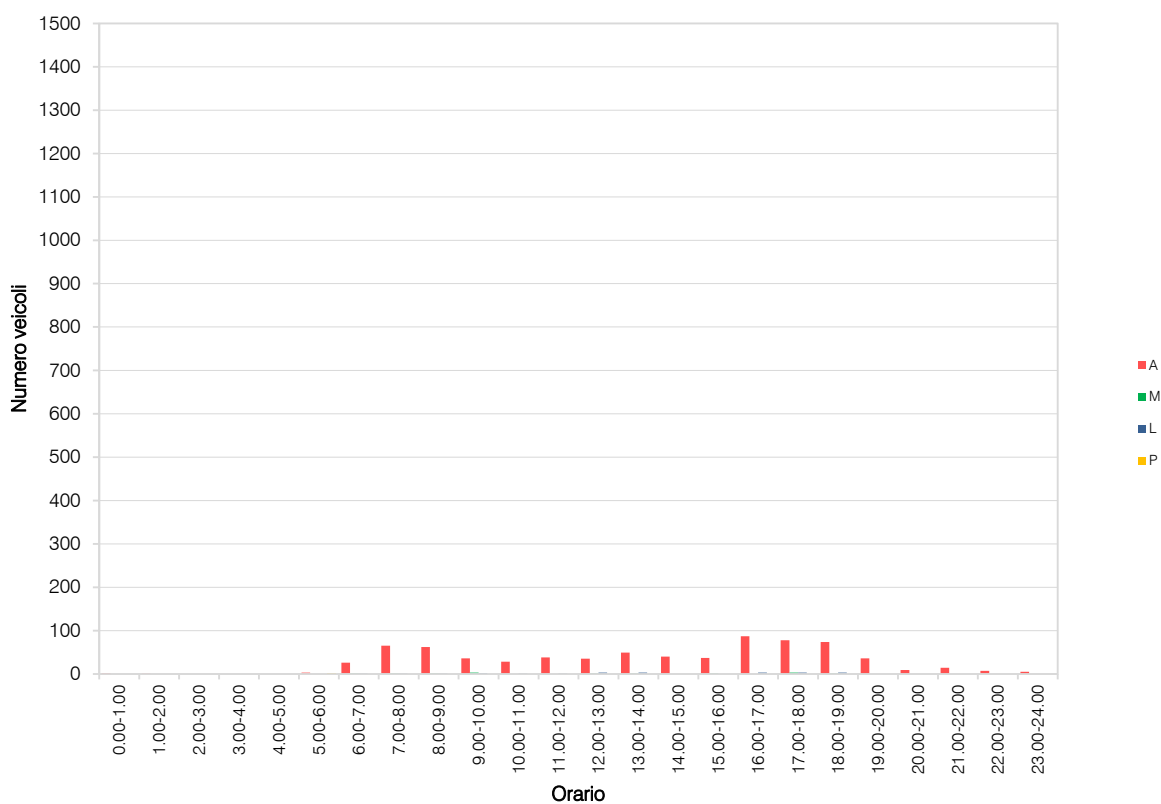
VOLUME DI TRAFFICO INTERVALLO TEMPORALE 60 min

lunedì 20 maggio 2024

	A	M	L	P	veicoli totali	veicoli equivalenti orari
0.00-1.00	2	0	0	0	2	2
1.00-2.00	1	0	0	0	1	1
2.00-3.00	0	0	0	0	0	0
3.00-4.00	0	0	0	0	0	0
4.00-5.00	0	0	0	0	0	0
5.00-6.00	3	0	0	1	4	5
6.00-7.00	26	1	1	0	28	28
7.00-8.00	65	1	1	0	67	67
8.00-9.00	62	1	1	0	64	64
9.00-10.00	36	3	2	0	41	41
10.00-11.00	28	0	1	0	29	30
11.00-12.00	38	0	1	0	39	40
12.00-13.00	35	1	3	0	39	40
13.00-14.00	49	1	3	0	53	54
14.00-15.00	40	0	0	0	40	40
15.00-16.00	37	1	0	0	38	38
16.00-17.00	87	0	3	0	90	92
17.00-18.00	78	3	3	0	84	84
18.00-19.00	74	1	3	0	78	79
19.00-20.00	36	0	0	0	36	36
20.00-21.00	9	0	0	0	9	9
21.00-22.00	14	0	0	0	14	14
22.00-23.00	7	0	0	0	7	7
23.00-24.00	5	0	0	0	5	5
TOT					768	776

ELABORAZIONI GRAFICHE

lunedì 20 maggio 2024



VOLUME DI TRAFFICO INTERVALLO TEMPORALE 15 min

martedì 21 maggio 2024

	A	M	L	P	Veicoli totali	Veic. eq.
0:00	0	0	0	0	0	0
0:15	0	0	0	0	0	0
0:30	0	0	0	0	0	0
0:45	1	0	0	0	1	1
1:00	0	0	0	0	0	0
1:15	0	0	0	0	0	0
1:30	0	0	0	0	0	0
1:45	0	0	0	0	0	0
2:00	0	0	0	0	0	0
2:15	0	0	0	0	0	0
2:30	0	0	0	0	0	0
2:45	0	0	0	0	0	0
3:00	0	0	0	0	0	0
3:15	1	0	0	0	1	1
3:30	1	0	0	0	1	1
3:45	0	0	0	0	0	0
4:00	0	0	0	0	0	0
4:15	0	0	0	0	0	0
4:30	0	0	0	0	0	0
4:45	0	0	0	0	0	0
5:00	1	0	0	0	1	1
5:15	0	0	0	0	0	0
5:30	0	0	0	0	0	0
5:45	2	0	0	0	2	2
6:00	1	0	0	0	1	1
6:15	8	0	1	0	9	10
6:30	6	0	0	0	6	6
6:45	8	0	0	0	8	8
7:00	5	0	0	0	5	5
7:15	20	0	0	0	20	20
7:30	29	0	2	0	31	32
7:45	20	0	1	0	21	22
8:00	16	0	1	0	17	18
8:15	13	0	1	0	14	15
8:30	25	0	1	0	26	27
8:45	20	0	1	0	21	22
9:00	9	0	0	0	9	9
9:15	10	1	1	0	12	12
9:30	18	0	0	0	18	18
9:45	14	0	1	0	15	16
10:00	8	0	0	0	8	8
10:15	7	0	1	0	8	9
10:30	7	1	1	0	9	9
10:45	15	0	1	0	16	17
11:00	10	0	0	0	10	10
11:15	8	0	0	0	8	8
11:30	8	0	1	0	9	10
11:45	14	0	1	0	15	16
12:00	12	0	0	0	12	12
12:15	12	0	1	0	13	14
12:30	10	0	0	0	10	10
12:45	14	0	0	0	14	14
13:00	7	0	1	0	8	9
13:15	15	0	2	0	17	18
13:30	10	0	1	0	11	12
13:45	8	0	1	0	9	10
14:00	12	0	2	0	14	15
14:15	11	0	0	0	11	11
14:30	13	0	0	0	13	13
14:45	21	0	1	0	22	23
15:00	8	0	1	0	9	10
15:15	10	0	0	0	10	10
15:30	9	0	0	0	9	9
15:45	12	0	0	0	12	12
16:00	14	1	0	0	15	15
16:15	15	0	1	0	16	17
16:30	34	0	2	0	36	37
16:45	22	0	1	0	23	24
17:00	14	0	1	0	15	16
17:15	18	0	0	0	18	18
17:30	22	2	0	0	24	23
17:45	22	0	1	0	23	24
18:00	19	1	1	0	21	21
18:15	19	2	1	0	22	22
18:30	17	0	1	0	18	19
18:45	16	1	0	0	17	17
19:00	13	0	0	0	13	13
19:15	7	0	0	0	7	7
19:30	7	0	0	0	7	7
19:45	3	1	0	0	4	4
20:00	6	0	0	0	6	6
20:15	3	0	0	0	3	3
20:30	7	0	0	0	7	7
20:45	3	0	0	0	3	3
21:00	1	0	0	0	1	1
21:15	4	0	0	0	4	4
21:30	5	0	0	0	5	5
21:45	0	0	0	0	0	0
22:00	0	0	0	0	0	0
22:15	1	0	0	0	1	1
22:30	4	0	0	0	4	4
22:45	1	0	0	0	1	1
23:00	1	0	0	0	1	1
23:15	4	0	0	0	4	4
23:30	0	0	0	0	0	0
23:45	0	0	0	0	0	0

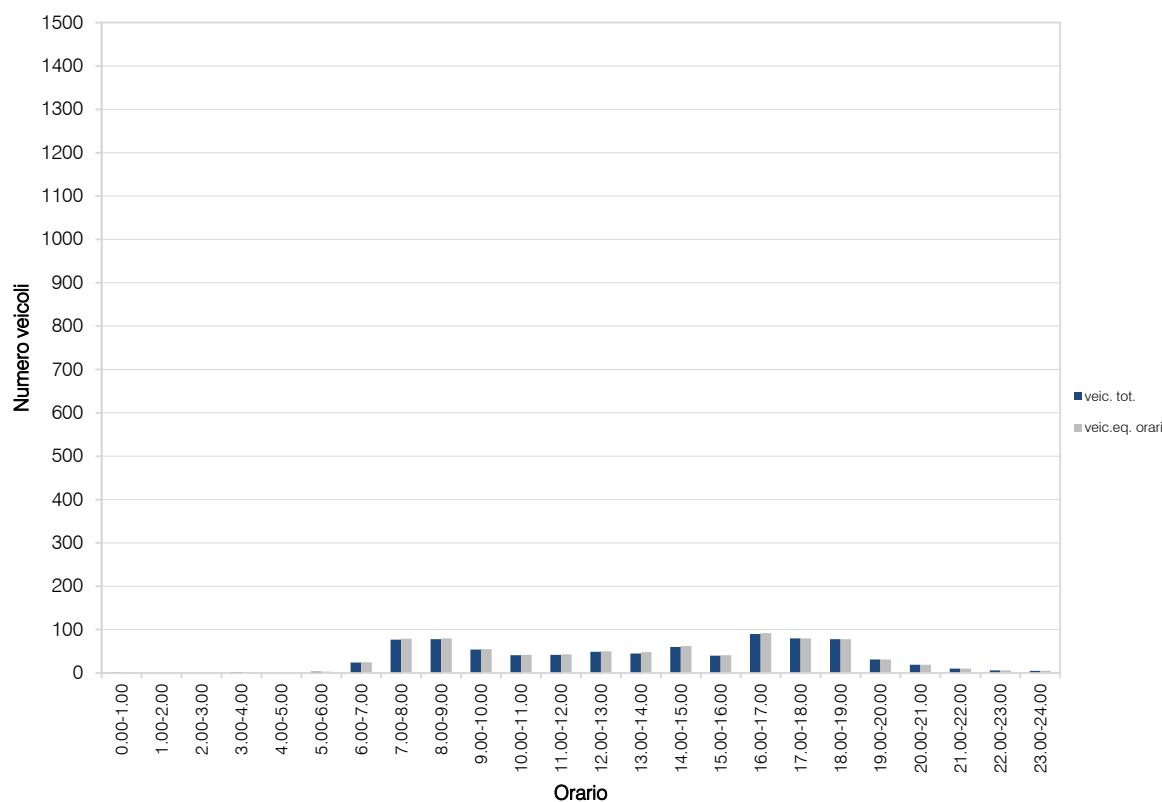
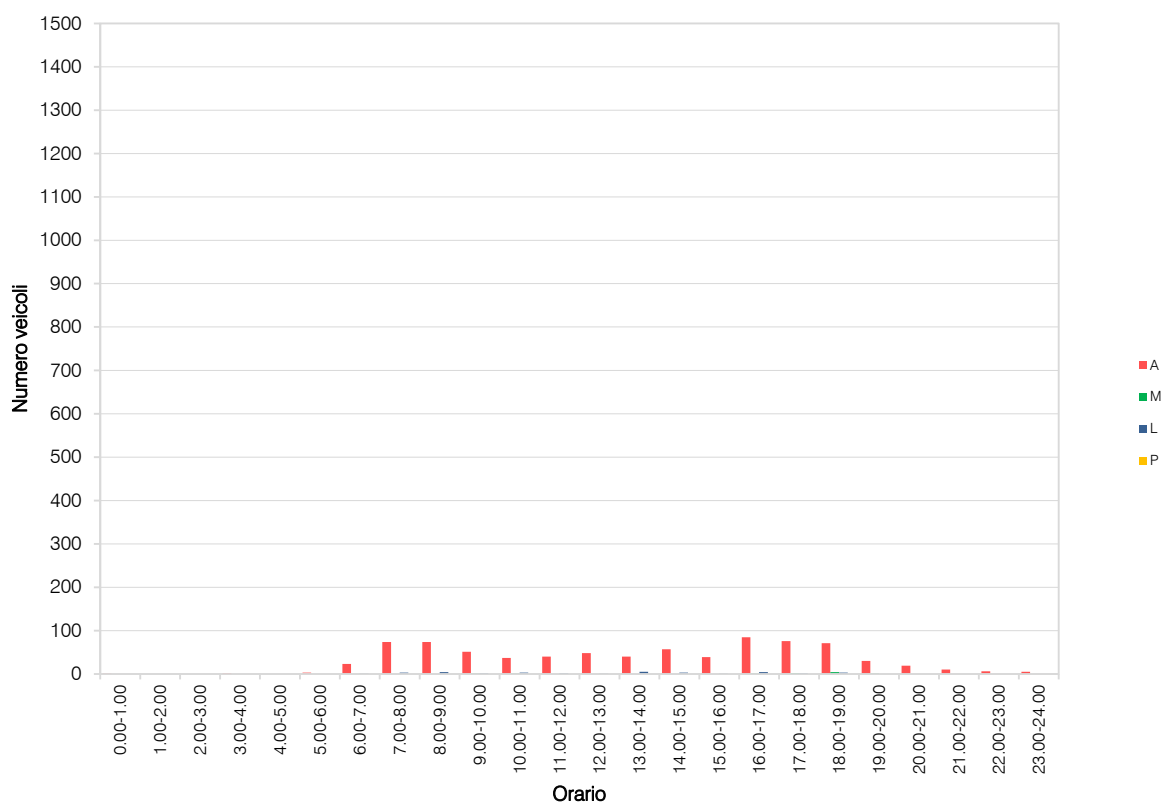
VOLUME DI TRAFFICO INTERVALLO TEMPORALE 60 min

martedì 21 maggio 2024

	A	M	L	P	veicoli totali	veicoli equivalenti orari
0.00-1.00	1	0	0	0	1	1
1.00-2.00	0	0	0	0	0	0
2.00-3.00	0	0	0	0	0	0
3.00-4.00	2	0	0	0	2	2
4.00-5.00	0	0	0	0	0	0
5.00-6.00	3	0	0	0	3	3
6.00-7.00	23	0	1	0	24	25
7.00-8.00	74	0	3	0	77	79
8.00-9.00	74	0	4	0	78	80
9.00-10.00	51	1	2	0	54	55
10.00-11.00	37	1	3	0	41	42
11.00-12.00	40	0	2	0	42	43
12.00-13.00	48	0	1	0	49	50
13.00-14.00	40	0	5	0	45	48
14.00-15.00	57	0	3	0	60	62
15.00-16.00	39	0	1	0	40	41
16.00-17.00	85	1	4	0	90	92
17.00-18.00	76	2	2	0	80	80
18.00-19.00	71	4	3	0	78	78
19.00-20.00	30	1	0	0	31	31
20.00-21.00	19	0	0	0	19	19
21.00-22.00	10	0	0	0	10	10
22.00-23.00	6	0	0	0	6	6
23.00-24.00	5	0	0	0	5	5
TOT					835	852

ELABORAZIONI GRAFICHE

martedì 21 maggio 2024



VOLUME DI TRAFFICO INTERVALLO TEMPORALE 15 min

mercoledì 22 maggio 2024

	A	M	L	P	Veicoli totali	Veic. eq.
0:00	1	0	0	0	1	1
0:15	0	0	0	0	0	0
0:30	0	0	0	0	0	0
0:45	0	0	0	0	0	0
1:00	0	0	0	0	0	0
1:15	0	0	0	0	0	0
1:30	0	0	0	0	0	0
1:45	0	0	0	0	0	0
2:00	0	0	0	0	0	0
2:15	0	0	0	0	0	0
2:30	0	0	0	0	0	0
2:45	0	0	0	0	0	0
3:00	0	0	0	0	0	0
3:15	0	0	0	0	0	0
3:30	0	0	0	0	0	0
3:45	0	0	0	0	0	0
4:00	0	0	0	0	0	0
4:15	0	0	0	0	0	0
4:30	0	0	0	0	0	0
4:45	0	0	0	0	0	0
5:00	1	0	0	0	1	1
5:15	1	0	0	0	1	1
5:30	1	0	0	0	1	1
5:45	3	0	1	0	4	5
6:00	3	0	0	0	3	3
6:15	6	0	0	0	6	6
6:30	7	0	0	0	7	7
6:45	9	0	0	1	10	11
7:00	9	0	0	0	9	9
7:15	17	1	1	0	19	19
7:30	22	0	0	0	22	22
7:45	22	0	0	0	22	22
8:00	24	0	0	0	24	24
8:15	16	0	0	0	16	16
8:30	18	0	0	0	18	18
8:45	23	0	1	0	24	25
9:00	14	0	0	0	14	14
9:15	10	0	1	0	11	12
9:30	6	1	0	0	7	7
9:45	8	1	0	0	9	9
10:00	11	0	1	0	12	13
10:15	7	0	0	0	7	7
10:30	4	0	0	0	4	4
10:45	8	1	1	0	10	10
11:00	10	1	0	0	11	11
11:15	8	1	0	0	9	9
11:30	12	0	0	0	12	12
11:45	6	0	0	0	6	6
12:00	11	0	0	0	11	11
12:15	15	1	1	0	17	17
12:30	17	0	1	0	18	19
12:45	12	0	2	0	14	15
13:00	13	0	1	0	14	15
13:15	10	0	0	0	10	10
13:30	5	1	0	0	6	6
13:45	14	0	1	0	15	16
14:00	10	1	0	0	11	11
14:15	8	0	0	0	8	8
14:30	12	0	0	0	12	12
14:45	17	0	1	0	18	19
15:00	9	0	1	0	10	11
15:15	10	1	0	0	11	11
15:30	10	0	0	0	10	10
15:45	17	0	1	0	18	19
16:00	8	1	1	0	10	10
16:15	14	0	1	0	15	16
16:30	36	0	0	0	36	36
16:45	26	0	0	0	26	26
17:00	18	1	0	0	19	19
17:15	16	0	1	0	17	18
17:30	24	3	0	0	27	26
17:45	25	0	0	0	25	25
18:00	20	2	0	0	22	21
18:15	17	0	0	0	17	17
18:30	15	0	0	0	15	15
18:45	11	0	0	0	11	11
19:00	13	0	0	0	13	13
19:15	5	0	0	0	5	5
19:30	9	0	0	0	9	9
19:45	2	1	0	0	3	3
20:00	6	0	0	0	6	6
20:15	8	0	0	0	8	8
20:30	1	0	0	0	1	1
20:45	0	0	0	0	0	0
21:00	1	1	0	0	2	2
21:15	2	0	0	0	2	2
21:30	2	0	0	0	2	2
21:45	0	0	0	0	0	0
22:00	2	0	0	0	2	2
22:15	1	0	0	0	1	1
22:30	1	0	0	0	1	1
22:45	1	0	0	0	1	1
23:00	1	0	0	0	1	1
23:15	3	0	0	0	3	3
23:30	1	0	0	0	1	1
23:45	0	0	0	0	0	0

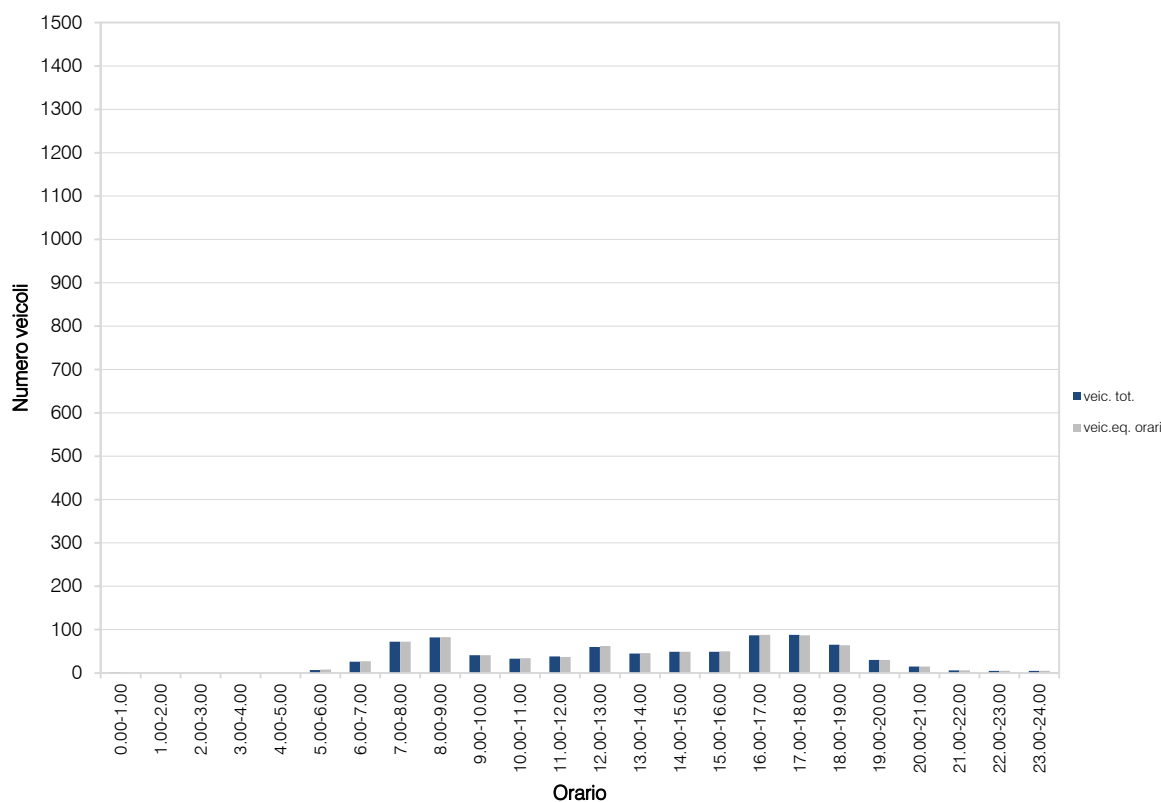
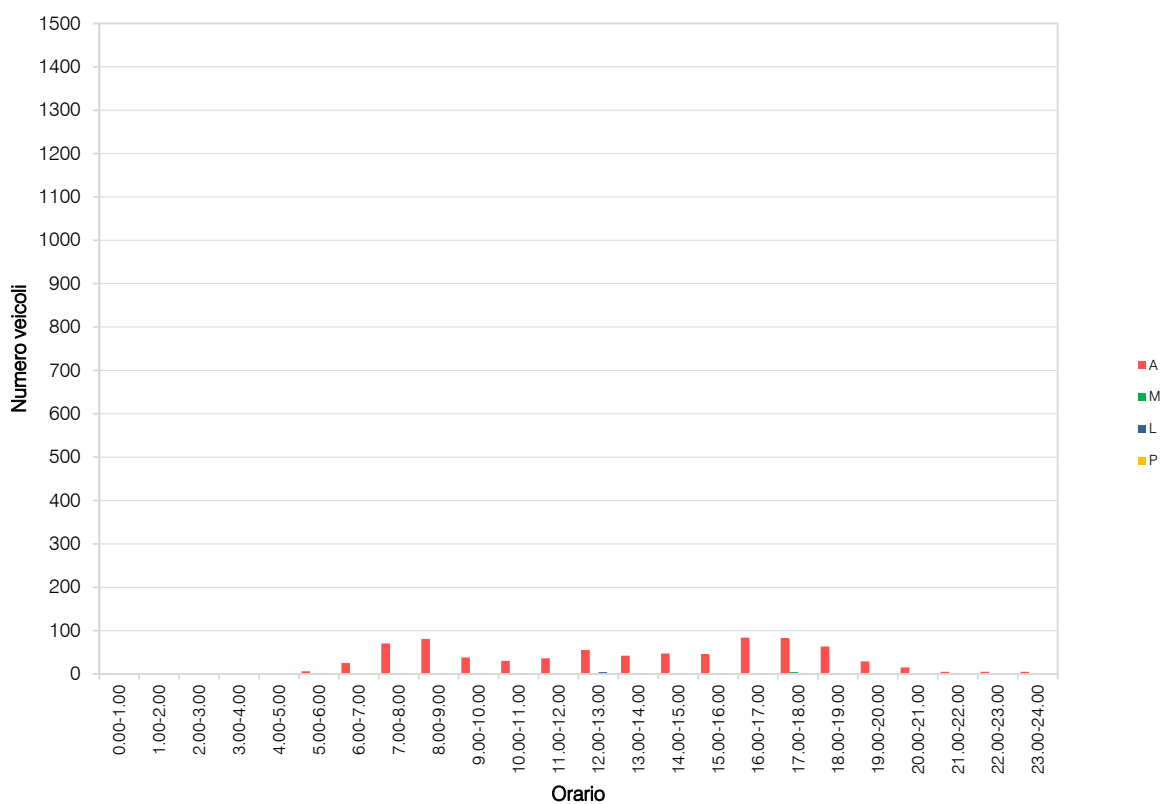
VOLUME DI TRAFFICO INTERVALLO TEMPORALE 60 min

mercoledì 22 maggio 2024

	A	M	L	P	veicoli totali	veicoli equivalenti orari
0.00-1.00	1	0	0	0	1	1
1.00-2.00	0	0	0	0	0	0
2.00-3.00	0	0	0	0	0	0
3.00-4.00	0	0	0	0	0	0
4.00-5.00	0	0	0	0	0	0
5.00-6.00	6	0	1	0	7	8
6.00-7.00	25	0	0	1	26	27
7.00-8.00	70	1	1	0	72	72
8.00-9.00	81	0	1	0	82	83
9.00-10.00	38	2	1	0	41	41
10.00-11.00	30	1	2	0	33	34
11.00-12.00	36	2	0	0	38	37
12.00-13.00	55	1	4	0	60	62
13.00-14.00	42	1	2	0	45	46
14.00-15.00	47	1	1	0	49	49
15.00-16.00	46	1	2	0	49	50
16.00-17.00	84	1	2	0	87	88
17.00-18.00	83	4	1	0	88	87
18.00-19.00	63	2	0	0	65	64
19.00-20.00	29	1	0	0	30	30
20.00-21.00	15	0	0	0	15	15
21.00-22.00	5	1	0	0	6	6
22.00-23.00	5	0	0	0	5	5
23.00-24.00	5	0	0	0	5	5
TOT					804	810

ELABORAZIONI GRAFICHE

mercoledì 22 maggio 2024



VOLUME DI TRAFFICO INTERVALLO TEMPORALE 15 min

giovedì 23 maggio 2024

	A	M	L	P	Veicoli totali	Veic. eq.
0:00	0	0	0	0	0	0
0:15	1	0	0	0	1	1
0:30	0	0	0	0	0	0
0:45	0	0	0	0	0	0
1:00	0	0	0	0	0	0
1:15	1	0	0	0	1	1
1:30	0	0	0	0	0	0
1:45	0	0	0	0	0	0
2:00	1	0	0	0	1	1
2:15	1	0	0	0	1	1
2:30	0	0	0	0	0	0
2:45	0	0	0	0	0	0
3:00	0	0	0	0	0	0
3:15	0	0	0	0	0	0
3:30	0	0	0	0	0	0
3:45	0	0	0	0	0	0
4:00	0	0	0	0	0	0
4:15	0	0	0	0	0	0
4:30	0	0	0	0	0	0
4:45	0	0	0	0	0	0
5:00	0	0	0	0	0	0
5:15	0	0	0	0	0	0
5:30	3	0	1	0	4	5
5:45	3	0	0	0	3	3
6:00	0	0	0	0	0	0
6:15	5	0	0	0	5	5
6:30	7	0	0	0	7	7
6:45	14	1	0	0	15	15
7:00	10	1	0	0	11	11
7:15	13	1	0	0	14	14
7:30	16	1	0	0	17	17
7:45	25	1	0	0	26	26
8:00	19	1	1	0	21	21
8:15	13	2	0	0	15	14
8:30	18	1	0	0	19	19
8:45	25	1	1	0	27	27
9:00	14	1	0	0	15	15
9:15	7	0	1	0	8	9
9:30	7	0	0	0	7	7
9:45	8	0	0	0	8	8
10:00	9	0	2	0	11	12
10:15	8	0	0	0	8	8
10:30	4	0	0	0	4	4
10:45	6	0	1	0	7	8
11:00	9	0	0	0	9	9
11:15	10	1	0	0	11	11
11:30	14	1	0	0	15	15
11:45	6	0	0	0	6	6
12:00	10	1	0	0	11	11
12:15	10	1	1	0	12	12
12:30	10	1	1	0	12	12
12:45	13	1	1	0	15	15
13:00	12	1	2	0	15	16
13:15	1	0	0	0	1	1
13:30	9	0	0	0	9	9
13:45	10	1	2	1	14	16
14:00	10	1	0	0	11	11
14:15	13	1	2	0	16	17
14:30	9	0	2	0	11	12
14:45	7	0	0	0	7	7
15:00	8	0	0	0	8	8
15:15	9	0	0	0	9	9
15:30	12	1	0	0	13	13
15:45	11	1	1	0	13	13
16:00	17	1	0	0	18	18
16:15	11	1	0	0	12	12
16:30	23	1	0	0	24	24
16:45	32	2	0	0	34	33
17:00	24	2	1	0	27	27
17:15	16	1	1	0	18	18
17:30	19	2	1	0	22	22
17:45	13	1	1	0	15	15
18:00	16	1	2	0	19	20
18:15	17	2	3	0	22	23
18:30	11	1	2	0	14	15
18:45	21	1	0	0	22	22
19:00	9	0	0	0	9	9
19:15	10	1	0	0	11	11
19:30	9	0	0	0	9	9
19:45	4	0	0	0	4	4
20:00	7	0	0	0	7	7
20:15	2	0	0	0	2	2
20:30	4	0	0	0	4	4
20:45	2	0	0	0	2	2
21:00	2	0	0	0	2	2
21:15	2	0	0	0	2	2
21:30	4	0	0	0	4	4
21:45	1	0	0	0	1	1
22:00	3	0	0	0	3	3
22:15	1	0	0	0	1	1
22:30	5	0	0	0	5	5
22:45	0	0	0	0	0	0
23:00	1	0	0	0	1	1
23:15	0	0	0	0	0	0
23:30	4	0	0	0	4	4
23:45	1	0	0	0	1	1

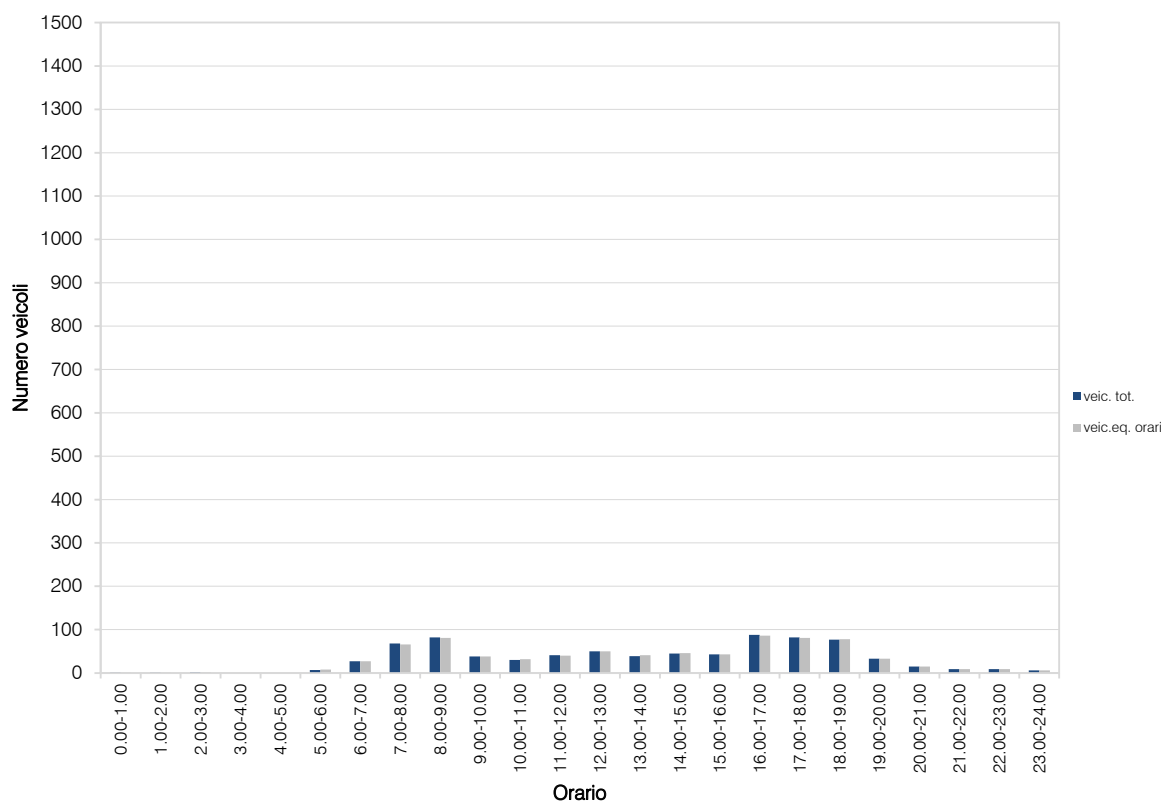
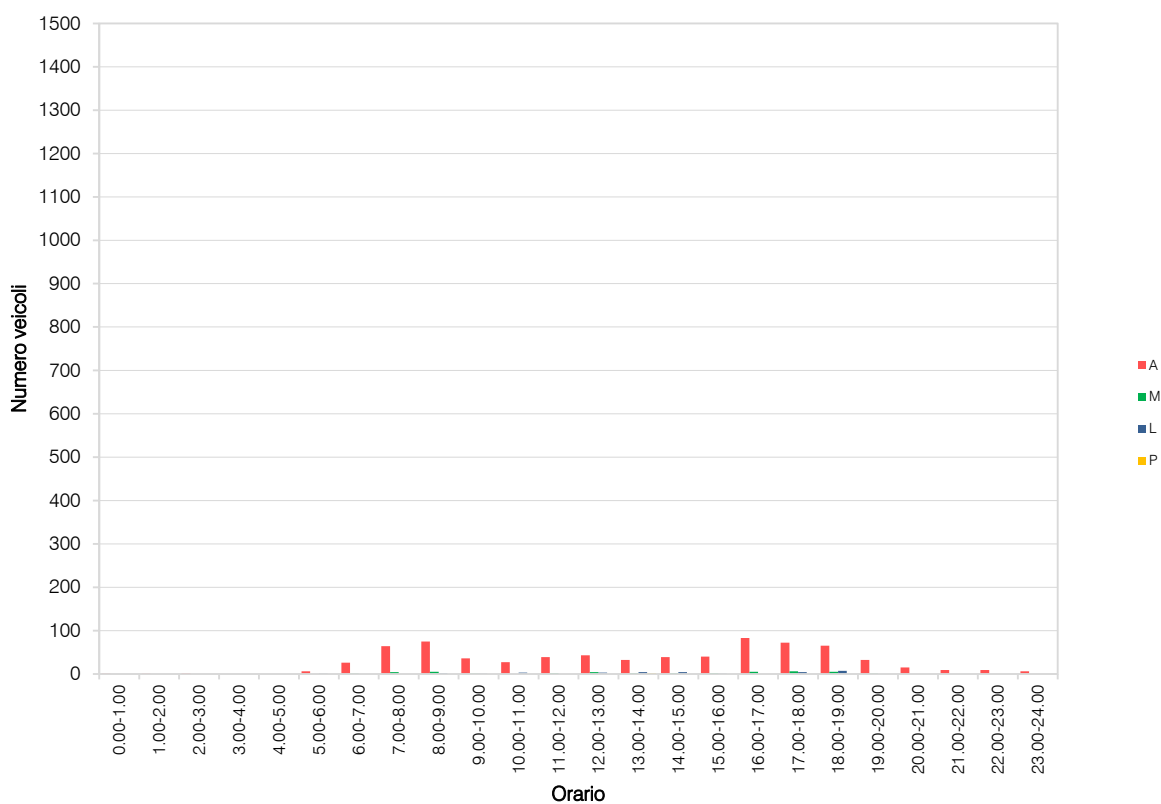
VOLUME DI TRAFFICO INTERVALLO TEMPORALE 60 min

giovedì 23 maggio 2024

	<i>A</i>	<i>M</i>	<i>L</i>	<i>P</i>	<i>veicoli totali</i>	<i>veicoli equivalenti orari</i>
0.00-1.00	1	0	0	0	1	1
1.00-2.00	1	0	0	0	1	1
2.00-3.00	2	0	0	0	2	2
3.00-4.00	0	0	0	0	0	0
4.00-5.00	0	0	0	0	0	0
5.00-6.00	6	0	1	0	7	8
6.00-7.00	26	1	0	0	27	27
7.00-8.00	64	4	0	0	68	66
8.00-9.00	75	5	2	0	82	81
9.00-10.00	36	1	1	0	38	38
10.00-11.00	27	0	3	0	30	32
11.00-12.00	39	2	0	0	41	40
12.00-13.00	43	4	3	0	50	50
13.00-14.00	32	2	4	1	39	41
14.00-15.00	39	2	4	0	45	46
15.00-16.00	40	2	1	0	43	43
16.00-17.00	83	5	0	0	88	86
17.00-18.00	72	6	4	0	82	81
18.00-19.00	65	5	7	0	77	78
19.00-20.00	32	1	0	0	33	33
20.00-21.00	15	0	0	0	15	15
21.00-22.00	9	0	0	0	9	9
22.00-23.00	9	0	0	0	9	9
23.00-24.00	6	0	0	0	6	6
	TOT				793	793

ELABORAZIONI GRAFICHE

giovedì 23 maggio 2024



RILIEVI AUTOMATICI: RADAR 7

DATI GENERALI

SP84 - Viale Kennedy, dir. nord

Giorni di rilievo

venerdì 17 maggio 2024

sabato 18 maggio 2024


domenica 19 maggio 2024

lunedì 20 maggio 2024

martedì 21 maggio 2024

mercoledì 22 maggio 2024

giovedì 23 maggio 2024



VOLUME DI TRAFFICO INTERVALLO TEMPORALE 15 min

venerdì 17 maggio 2024

	A	M	L	P	Veicoli totali	Veic. eq.
0:00	7	0	0	0	7	7
0:15	8	0	0	0	8	8
0:30	5	0	0	2	7	9
0:45	5	0	0	2	7	9
1:00	2	0	0	0	2	2
1:15	2	0	0	1	3	4
1:30	4	0	0	1	5	6
1:45	4	0	0	0	4	4
2:00	0	0	0	2	2	4
2:15	1	0	0	1	2	3
2:30	3	0	0	1	4	5
2:45	0	0	0	0	0	0
3:00	1	0	0	0	1	1
3:15	1	0	0	1	2	3
3:30	0	0	0	0	0	0
3:45	4	0	0	2	6	8
4:00	4	0	0	0	4	4
4:15	3	0	0	2	5	7
4:30	5	0	0	2	7	9
4:45	4	0	1	2	7	10
5:00	9	0	0	2	11	13
5:15	27	1	0	1	29	30
5:30	70	2	0	6	78	83
5:45	45	2	2	8	57	65
6:00	13	0	1	6	20	27
6:15	29	0	2	4	35	40
6:30	46	2	0	6	54	59
6:45	58	2	1	11	72	83
7:00	84	2	4	7	97	105
7:15	101	3	3	6	113	119
7:30	91	5	2	7	105	111
7:45	97	5	2	8	112	119
8:00	89	1	3	11	104	116
8:15	84	3	3	6	96	102
8:30	83	2	2	11	98	109
8:45	66	2	3	6	77	84
9:00	67	0	4	7	78	87
9:15	54	2	3	8	67	76
9:30	55	1	7	11	74	88
9:45	68	2	8	8	86	97
10:00	66	2	3	4	75	80
10:15	54	1	4	6	65	73
10:30	47	0	4	2	53	57
10:45	59	2	3	5	69	75
11:00	49	1	1	9	60	69
11:15	42	1	3	8	54	63
11:30	61	0	5	3	69	75
11:45	52	1	2	6	61	68
12:00	69	2	3	7	81	89
12:15	84	2	3	6	95	102
12:30	91	1	4	5	101	108
12:45	42	0	0	3	45	48
13:00	61	4	8	6	79	87
13:15	48	2	3	9	62	72
13:30	90	7	2	4	103	105
13:45	61	1	2	11	75	87
14:00	54	1	5	5	65	72
14:15	60	0	3	16	79	97
14:30	52	0	1	9	62	72
14:45	63	0	3	8	74	84
15:00	71	1	8	6	86	96
15:15	59	2	4	6	71	78
15:30	74	1	5	9	89	100
15:45	71	2	5	8	86	96
16:00	68	0	6	6	80	89
16:15	77	4	4	10	95	105
16:30	82	5	6	6	99	106
16:45	78	2	4	6	90	97
17:00	82	3	5	9	99	109
17:15	95	0	4	9	108	119
17:30	77	3	3	4	87	91
17:45	85	2	3	9	99	109
18:00	73	5	8	10	96	108
18:15	100	2	3	6	111	118
18:30	89	4	6	2	101	104
18:45	75	2	3	7	87	95
19:00	90	2	5	2	99	103
19:15	81	2	3	5	91	97
19:30	104	0	1	2	107	110
19:45	75	2	0	1	78	78
20:00	74	1	0	2	77	79
20:15	62	0	2	2	66	69
20:30	49	0	0	0	49	49
20:45	46	0	0	2	48	50
21:00	40	0	1	2	43	46
21:15	37	1	0	1	39	40
21:30	35	2	0	0	37	36
21:45	27	1	0	1	29	30
22:00	49	1	1	1	52	53
22:15	34	0	0	0	34	34
22:30	17	1	0	0	18	18
22:45	20	0	0	2	22	24
23:00	19	0	0	3	22	25
23:15	22	0	0	0	22	22
23:30	19	0	1	1	21	23
23:45	32	0	0	0	32	32

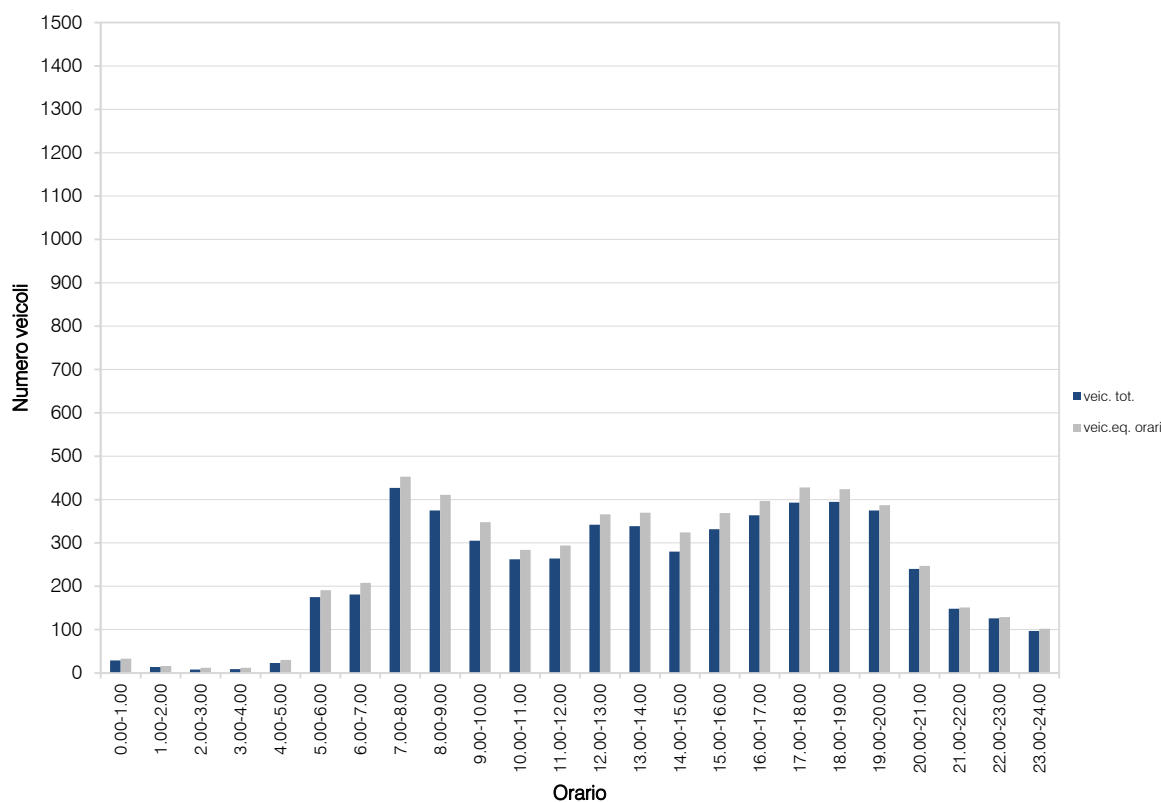
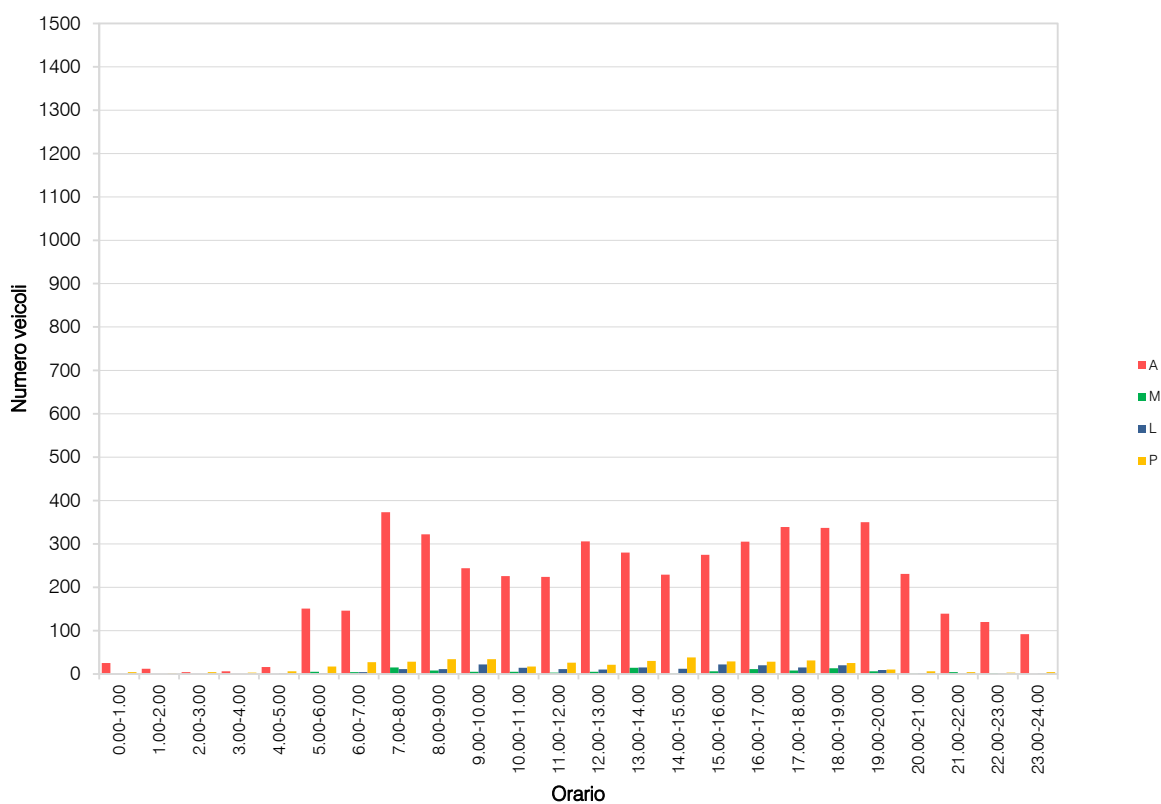
VOLUME DI TRAFFICO INTERVALLO TEMPORALE 60 min

venerdì 17 maggio 2024

	<i>A</i>	<i>M</i>	<i>L</i>	<i>P</i>	<i>veicoli totali</i>	<i>veicoli equivalenti orari</i>
0.00-1.00	25	0	0	4	29	33
1.00-2.00	12	0	0	2	14	16
2.00-3.00	4	0	0	4	8	12
3.00-4.00	6	0	0	3	9	12
4.00-5.00	16	0	1	6	23	30
5.00-6.00	151	5	2	17	175	191
6.00-7.00	146	4	4	27	181	208
7.00-8.00	373	15	11	28	427	453
8.00-9.00	322	8	11	34	375	411
9.00-10.00	244	5	22	34	305	348
10.00-11.00	226	5	14	17	262	284
11.00-12.00	224	3	11	26	264	294
12.00-13.00	306	5	10	21	342	366
13.00-14.00	280	14	15	30	339	370
14.00-15.00	229	1	12	38	280	324
15.00-16.00	275	6	22	29	332	369
16.00-17.00	305	11	20	28	364	397
17.00-18.00	339	8	15	31	393	428
18.00-19.00	337	13	20	25	395	424
19.00-20.00	350	6	9	10	375	387
20.00-21.00	231	1	2	6	240	247
21.00-22.00	139	4	1	4	148	151
22.00-23.00	120	2	1	3	126	129
23.00-24.00	92	0	1	4	97	102
	TOT				5.503	5.986

ELABORAZIONI GRAFICHE

venerdì 17 maggio 2024



VOLUME DI TRAFFICO INTERVALLO TEMPORALE 15 min

sabato 18 maggio 2024

	A	M	L	P	Veicoli totali	Veic. eq.
0:00	17	0	0	1	18	19
0:15	13	0	0	2	17	18
0:30	11	0	0	0	11	11
0:45	8	0	0	2	10	12
1:00	6	0	0	1	7	8
1:15	9	0	0	1	10	11
1:30	6	0	0	2	8	10
1:45	2	0	0	0	2	2
2:00	7	0	0	1	8	9
2:15	3	0	0	1	4	5
2:30	4	0	0	1	5	6
2:45	3	0	0	1	4	5
3:00	2	0	0	0	2	2
3:15	4	0	0	3	7	10
3:30	2	0	1	1	4	6
3:45	3	0	0	1	4	5
4:00	2	0	0	0	2	2
4:15	0	0	0	1	1	2
4:30	1	0	0	0	1	1
4:45	1	0	0	0	1	1
5:00	3	0	1	0	4	5
5:15	4	1	0	1	6	7
5:30	9	0	1	1	11	13
5:45	4	0	0	2	6	8
6:00	12	0	1	4	17	22
6:15	11	3	0	1	15	15
6:30	18	1	0	2	21	23
6:45	30	1	0	2	33	35
7:00	20	2	2	0	24	24
7:15	26	2	4	1	33	35
7:30	30	2	0	2	34	35
7:45	38	2	1	3	44	47
8:00	34	5	1	4	44	46
8:15	50	2	2	3	57	60
8:30	45	5	3	3	56	58
8:45	53	2	3	2	60	63
9:00	48	2	0	2	52	53
9:15	55	4	2	3	64	66
9:30	54	1	4	2	61	65
9:45	59	0	1	1	61	63
10:00	69	5	2	2	78	79
10:15	57	8	3	1	69	68
10:30	57	3	3	2	65	67
10:45	62	1	3	3	69	73
11:00	57	2	0	1	60	60
11:15	61	0	2	2	65	68
11:30	58	2	1	2	63	65
11:45	60	2	3	2	67	70
12:00	68	2	1	2	73	75
12:15	61	2	1	0	64	64
12:30	61	4	0	1	66	65
12:45	38	0	2	2	42	45
13:00	42	0	4	2	48	52
13:15	33	1	0	1	35	36
13:30	35	2	1	1	39	40
13:45	42	0	1	2	45	48
14:00	47	1	1	1	50	51
14:15	47	1	1	3	52	55
14:30	34	0	3	0	37	39
14:45	48	1	3	1	53	55
15:00	53	4	1	1	59	59
15:15	56	4	3	1	64	65
15:30	49	2	5	0	56	58
15:45	45	2	2	3	52	55
16:00	42	2	3	1	48	50
16:15	44	1	1	4	50	54
16:30	63	0	5	2	70	75
16:45	47	2	0	0	49	48
17:00	41	1	1	1	44	45
17:15	33	3	3	3	42	45
17:30	52	4	0	0	56	54
17:45	52	0	1	0	53	54
18:00	56	2	1	1	60	61
18:15	47	3	0	0	50	49
18:30	54	2	0	0	56	55
18:45	56	4	0	1	61	60
19:00	57	1	0	0	58	58
19:15	56	1	1	0	58	58
19:30	63	0	1	0	64	65
19:45	50	0	0	0	50	50
20:00	60	1	1	0	62	62
20:15	36	1	0	1	38	39
20:30	36	0	1	1	38	40
20:45	24	1	0	0	25	25
21:00	36	0	0	0	36	36
21:15	29	0	0	0	29	29
21:30	38	1	0	0	39	39
21:45	26	0	0	0	26	26
22:00	18	0	0	0	18	18
22:15	17	1	0	0	18	18
22:30	17	0	0	0	17	17
22:45	22	0	0	0	22	22
23:00	26	3	0	0	29	28
23:15	23	1	0	0	24	24
23:30	25	2	0	0	27	26
23:45	28	1	1	0	30	30

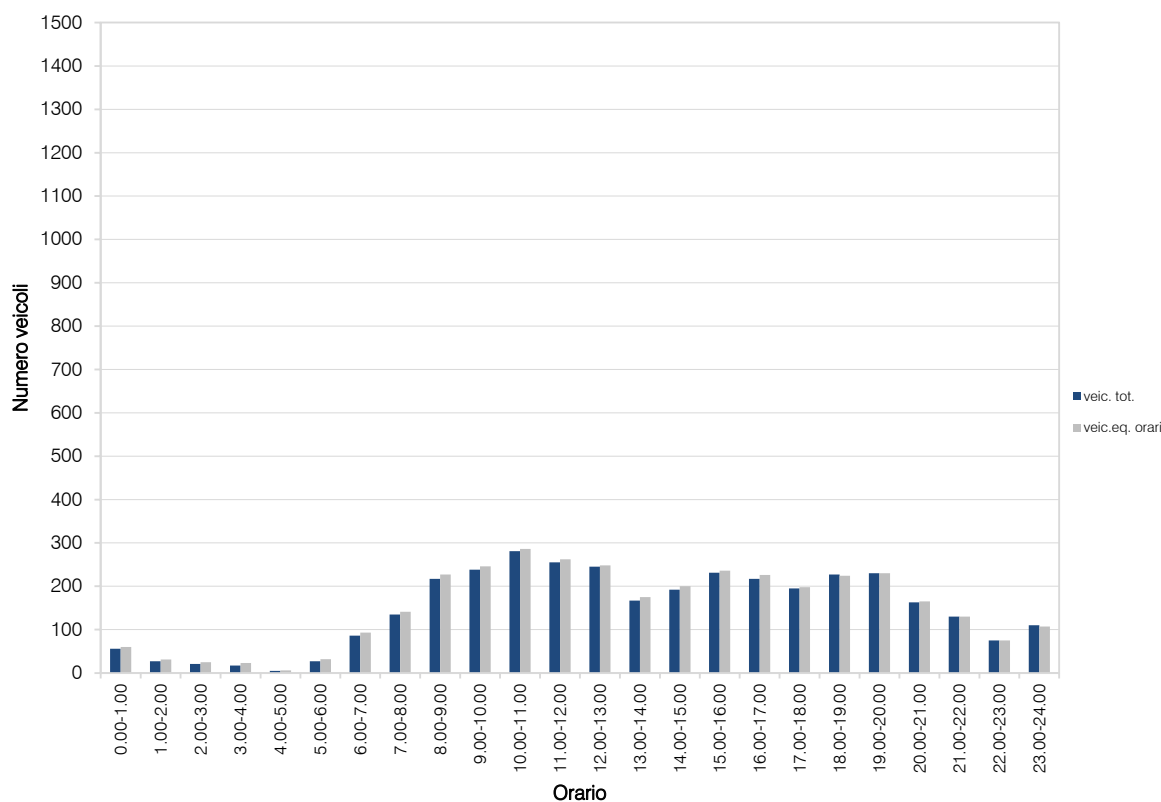
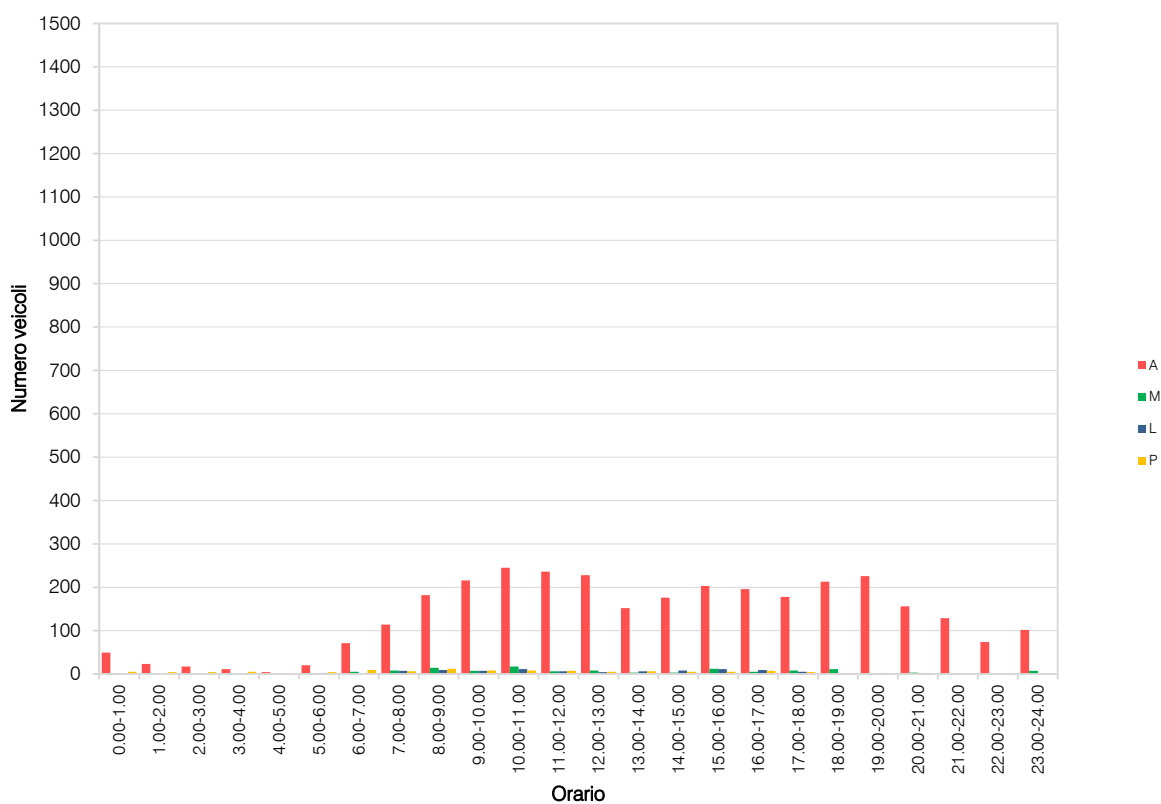
VOLUME DI TRAFFICO INTERVALLO TEMPORALE 60 min

sabato 18 maggio 2024

	<i>A</i>	<i>M</i>	<i>L</i>	<i>P</i>	<i>veicoli totali</i>	<i>veicoli equivalenti orari</i>
0.00-1.00	49	2	0	5	56	60
1.00-2.00	23	0	0	4	27	31
2.00-3.00	17	0	0	4	21	25
3.00-4.00	11	0	1	5	17	23
4.00-5.00	4	0	0	1	5	6
5.00-6.00	20	1	2	4	27	32
6.00-7.00	71	5	1	9	86	93
7.00-8.00	114	8	7	6	135	141
8.00-9.00	182	14	9	12	217	227
9.00-10.00	216	7	7	8	238	246
10.00-11.00	245	17	11	8	281	286
11.00-12.00	236	6	6	7	255	262
12.00-13.00	228	8	4	5	245	248
13.00-14.00	152	3	6	6	167	175
14.00-15.00	176	3	8	5	192	200
15.00-16.00	203	12	11	5	231	236
16.00-17.00	196	5	9	7	217	226
17.00-18.00	178	8	5	4	195	198
18.00-19.00	213	11	1	2	227	224
19.00-20.00	226	2	2	0	230	230
20.00-21.00	156	3	2	2	163	165
21.00-22.00	129	1	0	0	130	130
22.00-23.00	74	1	0	0	75	75
23.00-24.00	102	7	1	0	110	107
	TOT				3.547	3.646

ELABORAZIONI GRAFICHE

sabato 18 maggio 2024



VOLUME DI TRAFFICO INTERVALLO TEMPORALE 15 min

domenica 19 maggio 2024

	A	M	L	P	Veicoli totali	Veic. eq.
0:00	18	0	0	0	18	18
0:15	16	0	0	0	16	16
0:30	13	1	0	0	14	14
0:45	18	1	0	1	20	21
1:00	15	1	0	1	17	18
1:15	7	0	0	0	7	7
1:30	8	0	0	0	8	8
1:45	7	0	0	0	7	7
2:00	5	0	1	0	6	7
2:15	3	0	0	0	3	3
2:30	3	0	0	0	3	3
2:45	4	0	0	0	4	4
3:00	3	0	0	0	3	3
3:15	3	0	0	0	3	3
3:30	3	0	0	0	3	3
3:45	0	0	0	0	0	0
4:00	2	0	0	0	2	2
4:15	1	0	0	0	1	1
4:30	1	0	0	0	1	1
4:45	1	0	0	0	1	1
5:00	5	0	0	0	5	5
5:15	2	0	0	0	2	2
5:30	10	2	0	0	12	11
5:45	14	0	0	0	14	14
6:00	5	0	0	0	5	5
6:15	13	0	0	0	13	13
6:30	5	0	0	0	5	5
6:45	12	2	0	0	14	13
7:00	10	1	0	0	11	11
7:15	16	0	2	1	19	21
7:30	27	1	2	0	30	31
7:45	29	4	2	0	35	34
8:00	28	7	0	1	36	34
8:15	34	2	2	1	39	40
8:30	37	2	1	0	40	40
8:45	36	1	0	0	37	37
9:00	46	1	1	0	48	48
9:15	36	6	1	0	43	41
9:30	32	2	2	0	36	36
9:45	44	3	1	0	48	47
10:00	41	3	0	0	44	43
10:15	45	3	0	1	49	49
10:30	46	2	0	0	48	47
10:45	52	3	1	0	56	55
11:00	44	3	1	0	48	47
11:15	45	3	0	0	48	47
11:30	49	1	0	1	51	52
11:45	62	1	0	1	64	65
12:00	66	2	1	0	69	69
12:15	45	2	0	0	47	46
12:30	42	0	2	0	44	45
12:45	52	1	0	0	53	53
13:00	40	2	0	0	42	41
13:15	40	1	0	0	41	41
13:30	38	1	0	0	39	39
13:45	30	1	1	0	32	32
14:00	22	0	0	1	23	24
14:15	25	4	0	2	31	31
14:30	27	0	0	1	28	29
14:45	28	1	0	0	29	29
15:00	31	2	0	0	33	32
15:15	42	2	1	0	45	45
15:30	30	1	0	0	31	31
15:45	30	1	0	0	31	31
16:00	30	1	1	0	32	32
16:15	30	1	0	1	32	33
16:30	33	3	0	0	36	35
16:45	34	3	1	0	38	37
17:00	28	2	1	0	31	31
17:15	46	3	1	1	51	51
17:30	34	3	0	0	37	36
17:45	39	4	2	2	47	48
18:00	37	0	0	0	37	37
18:15	46	1	1	0	48	48
18:30	55	3	1	1	60	60
18:45	50	5	0	0	55	53
19:00	45	1	2	1	49	51
19:15	57	2	0	0	59	58
19:30	55	2	0	1	58	58
19:45	43	2	0	0	45	44
20:00	44	0	0	1	45	46
20:15	30	0	1	0	31	32
20:30	40	0	0	1	41	42
20:45	34	0	0	0	34	34
21:00	23	0	0	0	23	23
21:15	32	2	0	0	34	33
21:30	30	2	0	0	32	31
21:45	24	0	0	1	25	26
22:00	28	2	1	0	31	31
22:15	31	0	0	0	31	31
22:30	23	0	0	0	23	23
22:45	18	0	0	0	18	18
23:00	21	0	0	0	21	21
23:15	12	1	0	0	13	13
23:30	14	0	0	0	14	14
23:45	11	0	0	0	11	11

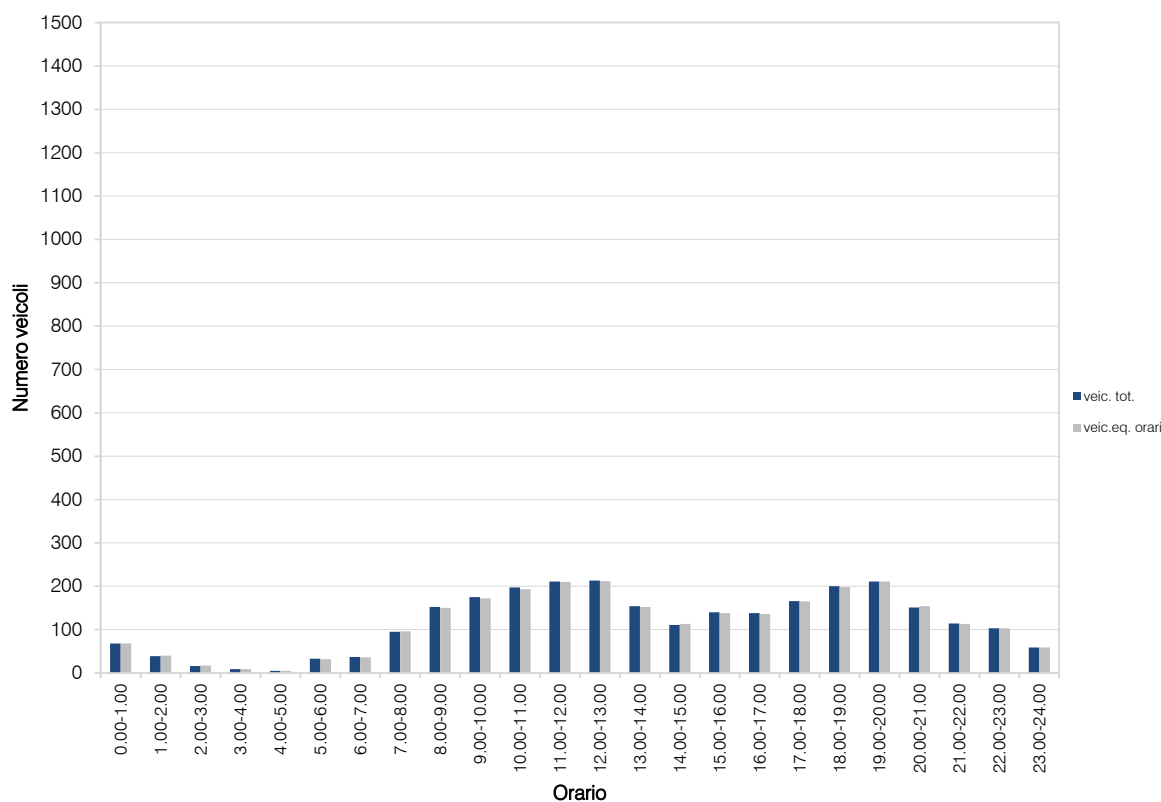
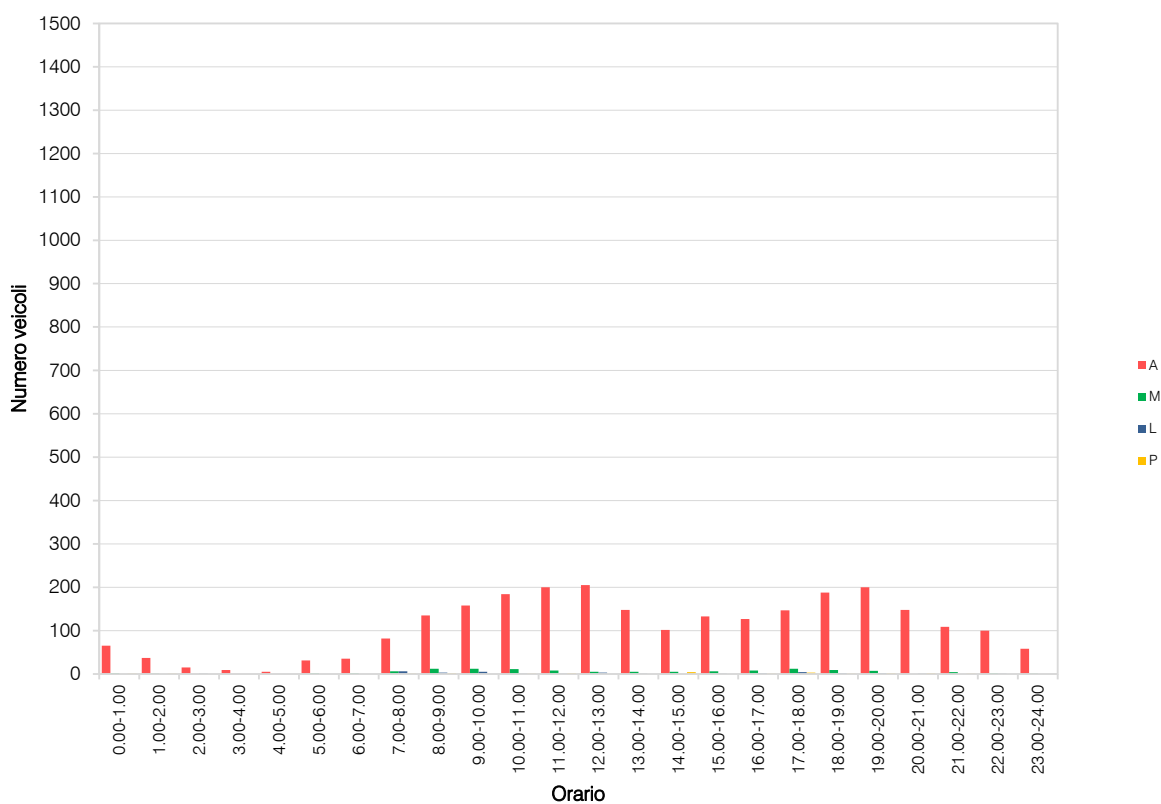
VOLUME DI TRAFFICO INTERVALLO TEMPORALE 60 min

domenica 19 maggio 2024

	<i>A</i>	<i>M</i>	<i>L</i>	<i>P</i>	<i>veicoli totali</i>	<i>veicoli equivalenti orari</i>
0.00-1.00	65	2	0	1	68	68
1.00-2.00	37	1	0	1	39	40
2.00-3.00	15	0	1	0	16	17
3.00-4.00	9	0	0	0	9	9
4.00-5.00	5	0	0	0	5	5
5.00-6.00	31	2	0	0	33	32
6.00-7.00	35	2	0	0	37	36
7.00-8.00	82	6	6	1	95	96
8.00-9.00	135	12	3	2	152	150
9.00-10.00	158	12	5	0	175	172
10.00-11.00	184	11	1	1	197	193
11.00-12.00	200	8	1	2	211	210
12.00-13.00	205	5	3	0	213	212
13.00-14.00	148	5	1	0	154	152
14.00-15.00	102	5	0	4	111	113
15.00-16.00	133	6	1	0	140	138
16.00-17.00	127	8	2	1	138	136
17.00-18.00	147	12	4	3	166	165
18.00-19.00	188	9	2	1	200	198
19.00-20.00	200	7	2	2	211	211
20.00-21.00	148	0	1	2	151	154
21.00-22.00	109	4	0	1	114	113
22.00-23.00	100	2	1	0	103	103
23.00-24.00	58	1	0	0	59	59
				TOT	2.797	2.782

ELABORAZIONI GRAFICHE

domenica 19 maggio 2024



VOLUME DI TRAFFICO INTERVALLO TEMPORALE 15 min

lunedì 20 maggio 2024

	A	M	L	P	Veicoli totali	Veic. eq.
0:00	17	0	0	0	17	17
0:15	6	0	0	0	6	6
0:30	8	1	0	0	9	9
0:45	7	0	0	1	8	9
1:00	2	0	0	0	2	2
1:15	3	0	0	1	4	5
1:30	8	0	0	0	8	8
1:45	2	0	0	0	2	2
2:00	2	0	0	0	2	2
2:15	3	0	0	0	3	3
2:30	0	0	0	0	0	0
2:45	1	0	1	0	2	3
3:00	1	0	0	2	3	5
3:15	1	0	0	0	1	1
3:30	5	0	1	0	6	7
3:45	7	1	0	0	8	8
4:00	4	0	0	0	4	4
4:15	2	0	0	0	2	2
4:30	13	0	1	1	15	17
4:45	11	0	0	2	13	15
5:00	10	0	0	0	10	10
5:15	30	0	0	2	32	34
5:30	68	5	2	4	79	82
5:45	54	2	1	13	70	83
6:00	13	0	3	9	25	36
6:15	31	1	1	2	35	37
6:30	61	2	1	5	69	74
6:45	101	6	3	6	116	121
7:00	108	2	2	6	118	124
7:15	123	1	2	3	129	133
7:30	101	5	2	5	113	117
7:45	121	2	5	6	134	142
8:00	102	4	8	8	122	132
8:15	145	2	6	7	160	169
8:30	115	2	0	5	122	126
8:45	84	0	7	8	99	111
9:00	61	1	4	9	75	86
9:15	59	1	2	4	66	71
9:30	62	1	5	6	74	82
9:45	45	2	10	5	62	71
10:00	55	2	3	9	69	79
10:15	59	1	2	14	76	91
10:30	63	2	0	8	73	80
10:45	50	2	2	10	64	74
11:00	47	1	5	5	58	65
11:15	48	0	8	7	63	74
11:30	66	0	3	5	74	81
11:45	66	0	4	6	76	84
12:00	79	0	2	4	85	90
12:15	84	1	3	5	93	99
12:30	79	1	5	5	90	97
12:45	60	0	3	4	67	73
13:00	96	0	1	10	107	118
13:15	98	5	3	6	112	117
13:30	102	2	1	4	109	113
13:45	72	2	3	13	90	104
14:00	63	5	4	5	77	82
14:15	57	3	2	10	72	82
14:30	60	1	3	8	72	81
14:45	63	0	3	5	71	78
15:00	56	1	3	13	73	87
15:15	55	2	5	8	70	80
15:30	97	0	3	10	110	122
15:45	78	1	3	6	88	95
16:00	68	2	7	9	86	98
16:15	69	2	4	5	80	86
16:30	88	5	1	6	100	104
16:45	80	2	4	7	93	101
17:00	74	4	1	9	88	96
17:15	79	0	3	6	88	96
17:30	71	1	1	4	77	81
17:45	98	5	6	4	113	118
18:00	93	5	2	6	106	111
18:15	112	2	5	1	120	123
18:30	93	5	3	6	107	112
18:45	82	0	2	2	86	89
19:00	81	1	2	5	89	95
19:15	81	1	1	5	88	93
19:30	87	2	0	2	91	92
19:45	73	0	0	1	74	75
20:00	58	0	0	1	59	60
20:15	42	0	3	2	47	51
20:30	45	2	0	1	48	48
20:45	33	2	1	1	37	38
21:00	31	0	1	0	32	33
21:15	29	1	0	2	32	34
21:30	30	0	1	1	32	34
21:45	22	1	0	1	24	25
22:00	56	3	1	1	61	61
22:15	26	0	0	1	27	28
22:30	18	0	0	1	19	20
22:45	13	0	0	2	15	17
23:00	23	1	1	3	28	31
23:15	14	0	0	0	14	14
23:30	19	0	0	0	19	19
23:45	12	0	0	0	12	12

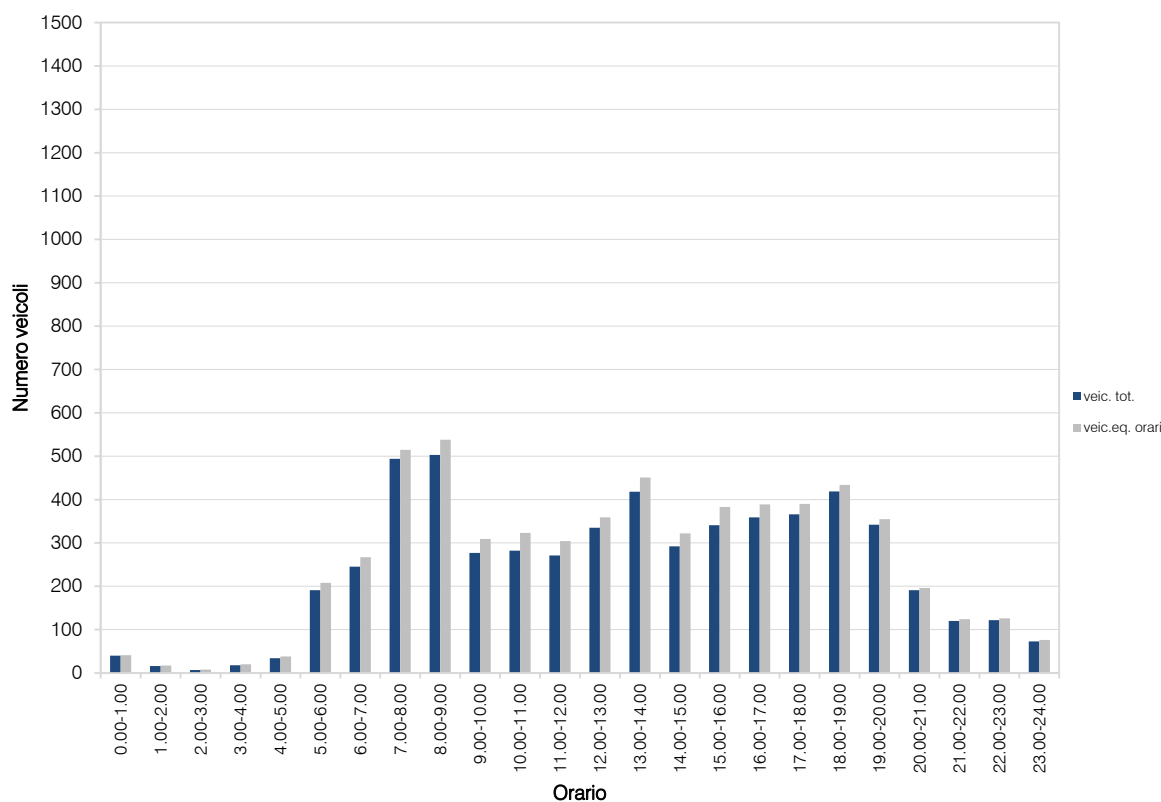
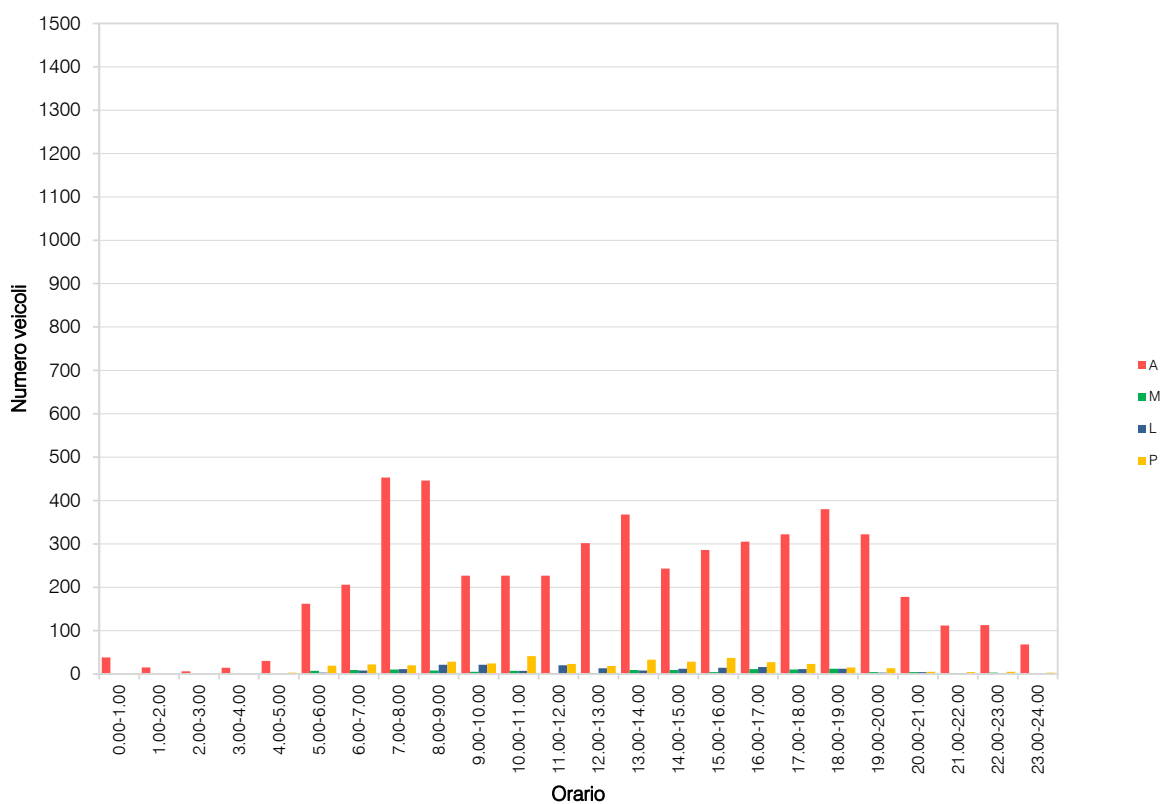
VOLUME DI TRAFFICO INTERVALLO TEMPORALE 60 min

lunedì 20 maggio 2024

	A	M	L	P	veicoli totali	veicoli equivalenti orari
0.00-1.00	38	1	0	1	40	41
1.00-2.00	15	0	0	1	16	17
2.00-3.00	6	0	1	0	7	8
3.00-4.00	14	1	1	2	18	20
4.00-5.00	30	0	1	3	34	38
5.00-6.00	162	7	3	19	191	208
6.00-7.00	206	9	8	22	245	267
7.00-8.00	453	10	11	20	494	515
8.00-9.00	446	8	21	28	503	538
9.00-10.00	227	5	21	24	277	309
10.00-11.00	227	7	7	41	282	323
11.00-12.00	227	1	20	23	271	304
12.00-13.00	302	2	13	18	335	359
13.00-14.00	368	9	8	33	418	451
14.00-15.00	243	9	12	28	292	322
15.00-16.00	286	4	14	37	341	383
16.00-17.00	305	11	16	27	359	389
17.00-18.00	322	10	11	23	366	390
18.00-19.00	380	12	12	15	419	434
19.00-20.00	322	4	3	13	342	355
20.00-21.00	178	4	4	5	191	196
21.00-22.00	112	2	2	4	120	124
22.00-23.00	113	3	1	5	122	126
23.00-24.00	68	1	1	3	73	76
TOT					5.756	6.193

ELABORAZIONI GRAFICHE

lunedì 20 maggio 2024



VOLUME DI TRAFFICO INTERVALLO TEMPORALE 15 min

martedì 21 maggio 2024

	A	M	L	P	Veicoli totali	Veic. eq.
0:00	4	1	0	0	5	5
0:15	4	0	0	0	4	4
0:30	4	0	0	4	8	12
0:45	5	0	0	0	5	5
1:00	3	0	0	0	3	3
1:15	2	0	0	3	5	8
1:30	3	0	0	1	4	5
1:45	1	0	0	0	1	1
2:00	1	0	0	1	2	3
2:15	0	0	0	1	1	2
2:30	0	0	0	1	1	2
2:45	0	0	0	0	0	0
3:00	1	0	0	1	2	3
3:15	1	0	0	3	4	7
3:30	3	0	0	0	3	3
3:45	1	0	0	0	1	1
4:00	2	0	0	0	2	2
4:15	5	0	0	1	6	7
4:30	4	0	0	1	5	6
4:45	3	0	0	1	4	5
5:00	9	0	1	1	11	13
5:15	18	0	0	1	19	20
5:30	54	2	0	2	58	59
5:45	42	1	1	8	52	60
6:00	13	0	2	8	23	32
6:15	17	1	2	3	23	27
6:30	58	2	2	5	67	72
6:45	69	3	1	9	82	90
7:00	95	2	2	6	105	111
7:15	85	1	3	0	89	90
7:30	112	4	3	7	126	133
7:45	108	1	0	5	114	119
8:00	122	2	1	1	126	127
8:15	97	2	2	5	106	111
8:30	125	1	3	13	142	156
8:45	78	2	5	3	88	93
9:00	76	3	4	11	94	106
9:15	66	0	8	2	76	82
9:30	72	0	5	5	82	90
9:45	59	1	0	5	65	70
10:00	64	2	6	3	75	80
10:15	84	0	2	5	91	97
10:30	89	0	10	10	109	124
10:45	54	0	3	5	62	69
11:00	60	2	2	4	68	72
11:15	67	2	5	5	79	86
11:30	62	1	3	7	73	81
11:45	72	2	2	11	87	98
12:00	95	0	3	5	103	110
12:15	83	2	3	11	99	111
12:30	96	0	3	2	101	105
12:45	71	0	3	5	79	86
13:00	67	2	2	2	73	75
13:15	72	0	3	10	85	97
13:30	77	1	3	4	85	90
13:45	57	2	0	4	63	66
14:00	78	1	1	8	88	96
14:15	90	4	3	7	104	111
14:30	56	0	0	5	61	66
14:45	75	2	1	7	85	92
15:00	57	0	3	11	71	84
15:15	70	0	5	8	83	94
15:30	82	2	3	5	92	98
15:45	87	3	6	20	116	138
16:00	74	0	5	5	84	92
16:15	73	4	5	19	101	121
16:30	98	0	3	9	110	121
16:45	84	2	6	10	102	114
17:00	77	5	5	9	96	105
17:15	70	5	8	14	97	113
17:30	74	5	2	9	90	98
17:45	87	2	5	8	102	112
18:00	118	0	3	2	123	127
18:15	87	0	4	3	94	99
18:30	105	0	3	2	110	114
18:45	120	0	4	3	127	132
19:00	107	2	8	5	122	130
19:15	79	0	0	6	85	91
19:30	69	2	3	1	75	77
19:45	64	2	0	0	66	65
20:00	64	0	2	3	69	73
20:15	60	1	0	4	65	69
20:30	52	1	0	2	55	57
20:45	29	1	1	1	32	33
21:00	35	0	0	0	35	35
21:15	39	0	0	0	39	39
21:30	24	0	0	1	25	26
21:45	20	0	1	0	21	22
22:00	59	0	0	2	61	63
22:15	31	0	0	2	33	35
22:30	27	0	0	1	28	29
22:45	35	0	0	0	35	35
23:00	27	0	0	1	28	29
23:15	24	0	0	0	24	24
23:30	18	0	0	1	19	20
23:45	17	0	0	3	20	23

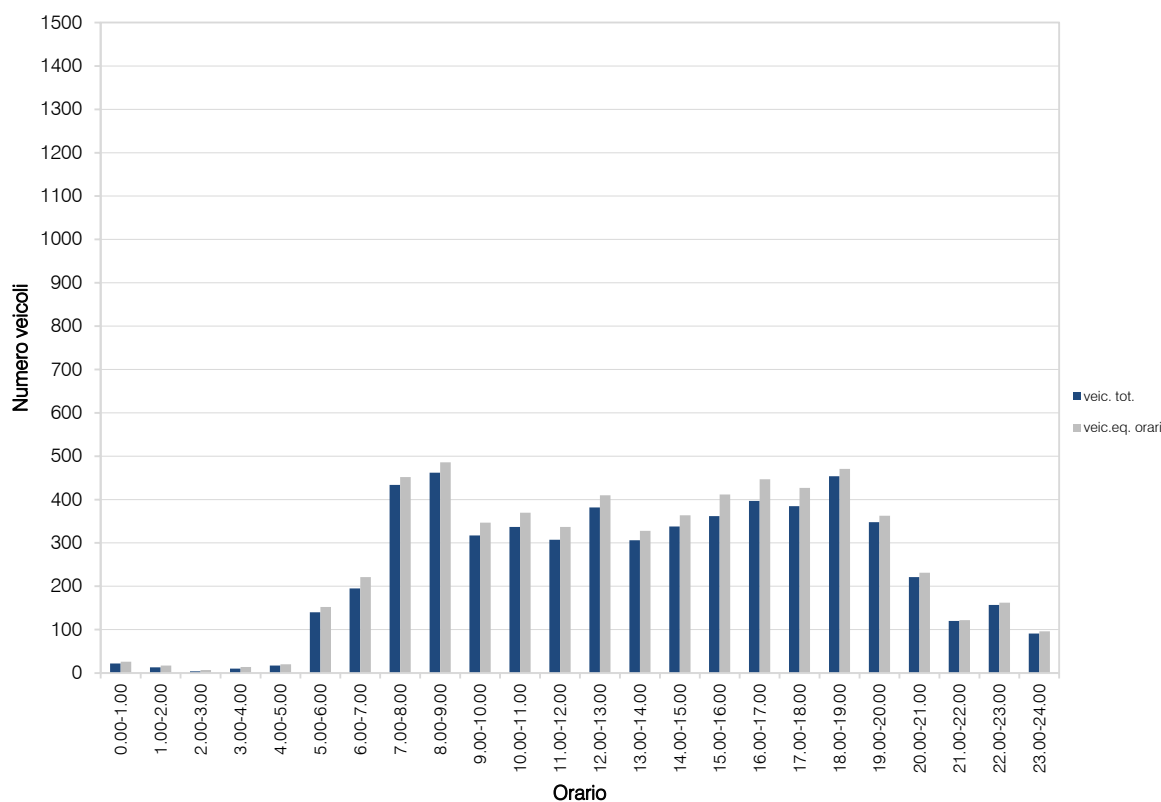
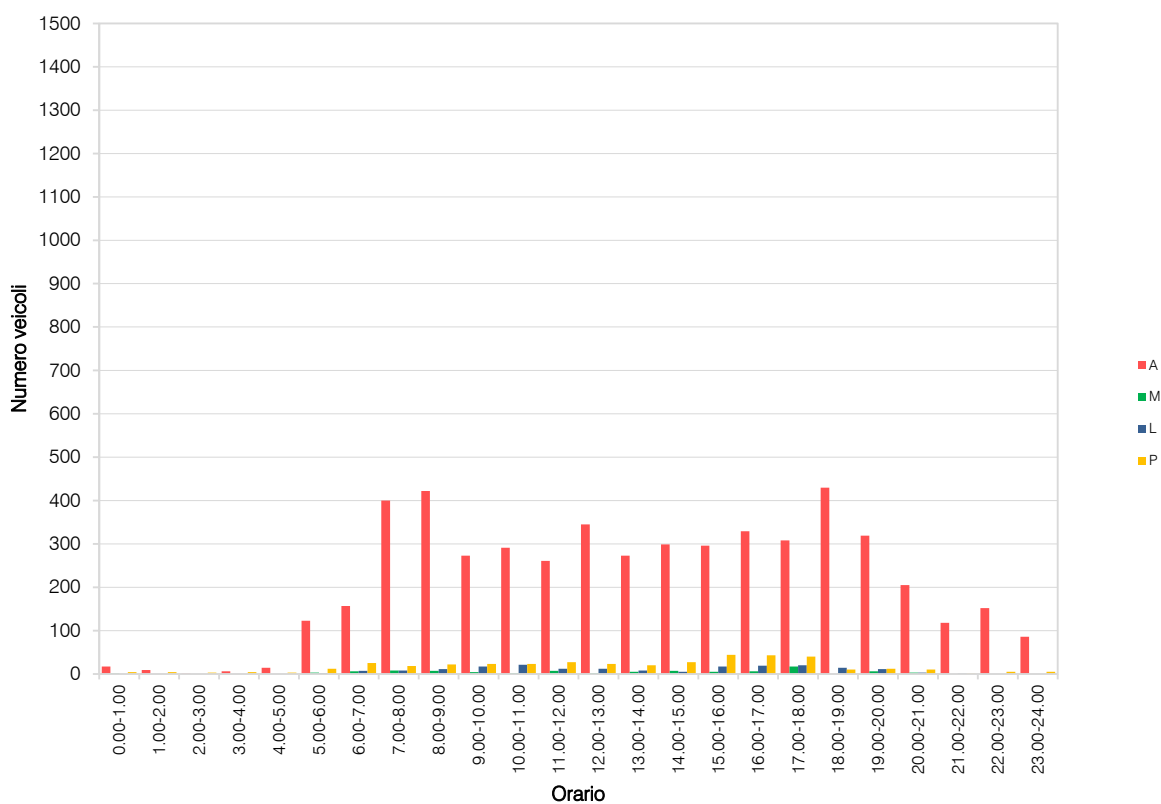
VOLUME DI TRAFFICO INTERVALLO TEMPORALE 60 min

martedì 21 maggio 2024

	A	M	L	P	veicoli totali	veicoli equivalenti orari
0.00-1.00	17	1	0	4	22	26
1.00-2.00	9	0	0	4	13	17
2.00-3.00	1	0	0	3	4	7
3.00-4.00	6	0	0	4	10	14
4.00-5.00	14	0	0	3	17	20
5.00-6.00	123	3	2	12	140	152
6.00-7.00	157	6	7	25	195	221
7.00-8.00	400	8	8	18	434	452
8.00-9.00	422	7	11	22	462	486
9.00-10.00	273	4	17	23	317	347
10.00-11.00	291	2	21	23	337	370
11.00-12.00	261	7	12	27	307	337
12.00-13.00	345	2	12	23	382	410
13.00-14.00	273	5	8	20	306	328
14.00-15.00	299	7	5	27	338	364
15.00-16.00	296	5	17	44	362	412
16.00-17.00	329	6	19	43	397	447
17.00-18.00	308	17	20	40	385	427
18.00-19.00	430	0	14	10	454	471
19.00-20.00	319	6	11	12	348	363
20.00-21.00	205	3	3	10	221	231
21.00-22.00	118	0	1	1	120	122
22.00-23.00	152	0	0	5	157	162
23.00-24.00	86	0	0	5	91	96
TOT					5.819	6.282

ELABORAZIONI GRAFICHE

martedì 21 maggio 2024



VOLUME DI TRAFFICO INTERVALLO TEMPORALE 15 min

mercoledì 22 maggio 2024

	A	M	L	P	Veicoli totali	Veic. eq.
0:00	12	0	0	0	12	12
0:15	4	0	0	0	4	4
0:30	4	0	0	3	7	10
0:45	7	0	0	1	8	9
1:00	7	0	0	3	10	13
1:15	3	0	0	3	6	9
1:30	7	0	1	1	9	11
1:45	3	0	0	1	4	5
2:00	1	0	0	0	1	1
2:15	1	0	0	0	1	1
2:30	6	0	0	3	9	12
2:45	3	1	0	2	6	8
3:00	2	0	0	1	3	4
3:15	2	0	1	0	3	4
3:30	0	0	0	0	0	0
3:45	3	0	1	1	5	7
4:00	1	0	1	0	2	3
4:15	3	0	0	2	5	7
4:30	7	0	0	1	8	9
4:45	7	0	0	2	9	11
5:00	6	0	1	1	8	10
5:15	30	0	1	1	32	34
5:30	84	2	0	5	91	95
5:45	44	0	2	7	53	61
6:00	14	0	0	11	25	36
6:15	32	1	1	2	36	38
6:30	67	2	2	3	74	77
6:45	91	4	2	9	106	114
7:00	99	2	3	6	110	117
7:15	93	3	4	9	109	119
7:30	109	5	3	8	125	132
7:45	105	3	6	9	123	134
8:00	115	2	1	13	131	144
8:15	113	5	8	8	134	144
8:30	89	3	3	6	101	107
8:45	78	2	3	9	92	102
9:00	76	0	0	9	85	94
9:15	62	2	3	14	81	96
9:30	66	0	4	4	74	80
9:45	73	2	3	5	83	89
10:00	59	2	2	13	76	89
10:15	90	2	3	8	103	112
10:30	75	1	3	10	89	100
10:45	57	2	3	14	76	91
11:00	64	2	5	2	73	77
11:15	67	1	7	3	78	84
11:30	49	1	2	7	59	67
11:45	72	0	4	9	85	96
12:00	81	0	4	7	92	101
12:15	59	1	1	3	64	67
12:30	86	1	3	6	96	103
12:45	66	0	2	3	71	75
13:00	80	3	2	9	94	103
13:15	91	4	0	6	101	105
13:30	99	2	3	9	113	123
13:45	59	0	3	9	71	82
14:00	65	2	4	5	76	82
14:15	61	2	3	5	71	77
14:30	54	1	2	9	66	76
14:45	50	3	3	14	70	84
15:00	49	0	5	9	63	75
15:15	45	0	1	11	57	69
15:30	63	2	3	9	77	87
15:45	74	2	1	11	88	99
16:00	51	8	0	9	68	73
16:15	77	8	2	5	92	94
16:30	93	1	8	10	112	126
16:45	88	0	3	6	97	105
17:00	70	3	3	4	80	84
17:15	87	2	13	3	105	114
17:30	84	0	8	5	97	106
17:45	105	1	2	6	114	121
18:00	101	6	4	3	114	116
18:15	108	0	7	2	117	123
18:30	93	3	1	3	100	102
18:45	90	2	0	1	93	93
19:00	76	2	0	7	85	91
19:15	72	2	1	5	80	85
19:30	65	2	1	3	71	74
19:45	55	0	0	3	58	61
20:00	47	0	0	1	48	49
20:15	41	2	1	3	47	50
20:30	32	0	0	3	35	38
20:45	30	0	0	0	30	30
21:00	28	0	0	3	31	34
21:15	34	0	0	2	36	38
21:30	44	2	0	2	48	49
21:45	28	0	0	1	29	30
22:00	23	0	1	2	26	29
22:15	30	0	0	0	30	30
22:30	23	0	0	1	24	25
22:45	16	1	0	1	18	19
23:00	18	0	0	1	19	20
23:15	17	0	0	2	19	21
23:30	12	0	0	0	12	12
23:45	18	0	0	0	18	18

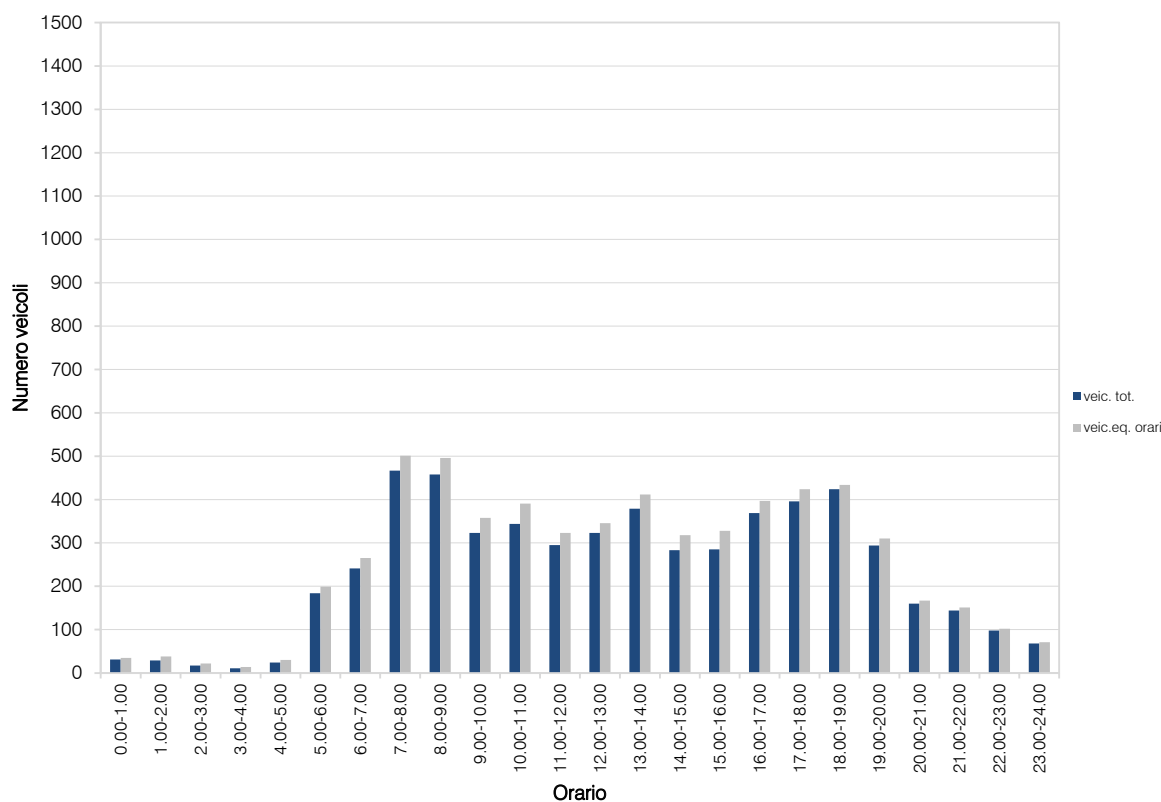
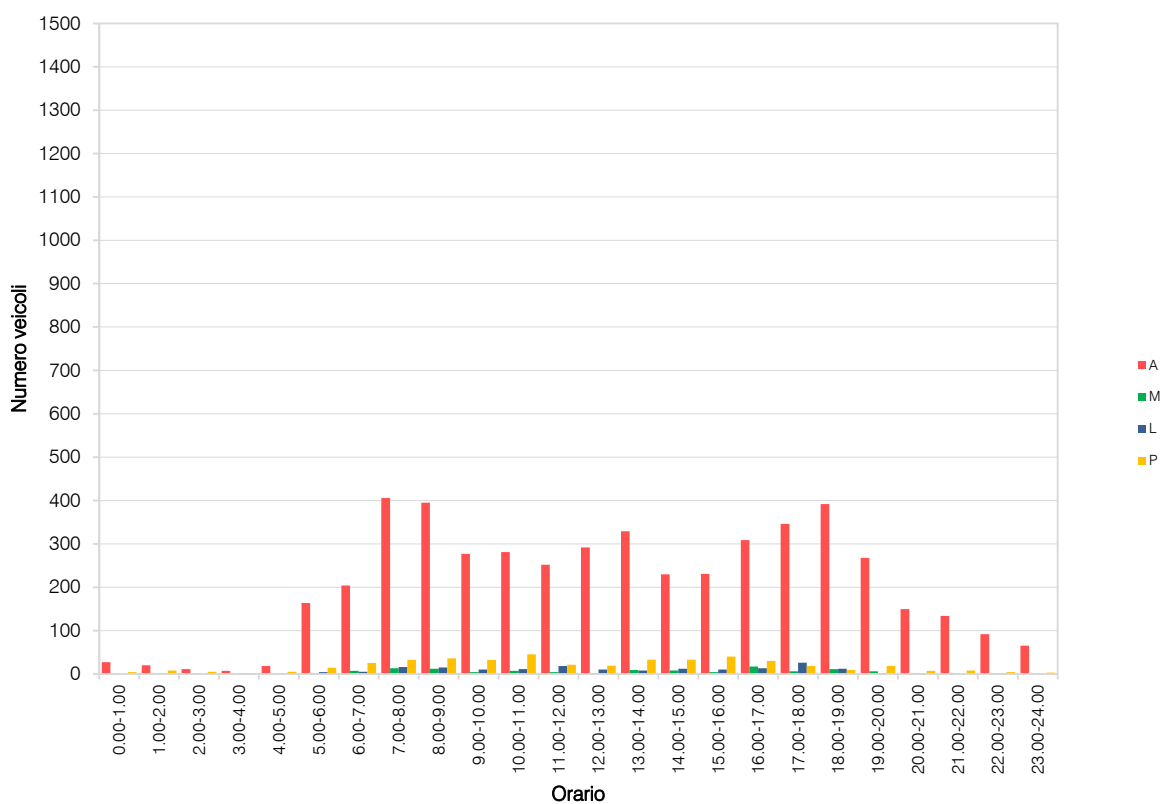
VOLUME DI TRAFFICO INTERVALLO TEMPORALE 60 min

mercoledì 22 maggio 2024

	<i>A</i>	<i>M</i>	<i>L</i>	<i>P</i>	<i>veicoli totali</i>	<i>veicoli equivalenti orari</i>
0.00-1.00	27	0	0	4	31	35
1.00-2.00	20	0	1	8	29	38
2.00-3.00	11	1	0	5	17	22
3.00-4.00	7	0	2	2	11	14
4.00-5.00	18	0	1	5	24	30
5.00-6.00	164	2	4	14	184	199
6.00-7.00	204	7	5	25	241	265
7.00-8.00	406	13	16	32	467	501
8.00-9.00	395	12	15	36	458	496
9.00-10.00	277	4	10	32	323	358
10.00-11.00	281	7	11	45	344	391
11.00-12.00	252	4	18	21	295	323
12.00-13.00	292	2	10	19	323	346
13.00-14.00	329	9	8	33	379	412
14.00-15.00	230	8	12	33	283	318
15.00-16.00	231	4	10	40	285	328
16.00-17.00	309	17	13	30	369	397
17.00-18.00	346	6	26	18	396	424
18.00-19.00	392	11	12	9	424	434
19.00-20.00	268	6	2	18	294	310
20.00-21.00	150	2	1	7	160	167
21.00-22.00	134	2	0	8	144	151
22.00-23.00	92	1	1	4	98	102
23.00-24.00	65	0	0	3	68	71
	TOT				5.647	6.132

ELABORAZIONI GRAFICHE

mercoledì 22 maggio 2024



VOLUME DI TRAFFICO INTERVALLO TEMPORALE 15 min

giovedì 23 maggio 2024

	A	M	L	P	Veicoli totali	Veic. eq.
0:00	7	0	0	2	9	11
0:15	11	0	0	1	12	13
0:30	5	0	0	2	7	9
0:45	3	0	0	0	3	3
1:00	3	0	0	2	5	7
1:15	3	0	0	1	4	5
1:30	1	0	0	1	2	3
1:45	2	0	0	0	2	2
2:00	0	0	0	0	0	0
2:15	0	0	0	1	1	2
2:30	3	0	0	0	3	3
2:45	1	0	0	0	1	1
3:00	2	0	0	1	3	4
3:15	2	0	0	0	2	2
3:30	4	0	0	0	4	4
3:45	3	0	0	0	3	3
4:00	4	0	0	1	5	6
4:15	6	0	0	2	8	10
4:30	6	0	1	2	9	12
4:45	7	0	0	1	8	9
5:00	9	1	1	1	12	13
5:15	24	0	0	3	27	30
5:30	75	3	0	2	80	81
5:45	50	2	1	13	66	79
6:00	18	0	0	8	26	34
6:15	27	1	1	3	32	35
6:30	52	0	2	4	58	63
6:45	93	2	6	10	111	123
7:00	108	5	3	10	126	135
7:15	98	4	3	7	112	119
7:30	107	4	3	11	125	136
7:45	115	2	3	6	126	133
8:00	123	2	0	5	130	134
8:15	111	0	3	8	122	132
8:30	92	0	3	10	105	117
8:45	71	2	3	10	86	97
9:00	73	0	0	8	81	89
9:15	68	2	3	18	91	110
9:30	66	0	3	3	72	77
9:45	72	2	3	4	81	86
10:00	56	2	2	13	73	86
10:15	100	2	3	7	112	120
10:30	83	1	3	12	99	112
10:45	64	2	2	14	82	96
11:00	60	1	3	2	66	69
11:15	74	1	6	4	85	92
11:30	54	1	2	6	63	70
11:45	67	0	3	10	80	92
12:00	86	0	3	9	98	109
12:15	64	3	2	8	77	85
12:30	98	3	3	8	112	120
12:45	69	2	3	8	82	91
13:00	84	1	2	6	93	100
13:15	85	1	2	10	98	109
13:30	109	5	0	7	121	126
13:45	63	1	5	9	78	89
14:00	60	5	2	12	79	90
14:15	66	1	3	10	80	91
14:30	53	2	2	6	63	69
14:45	48	1	3	3	55	59
15:00	57	0	2	11	70	82
15:15	57	2	2	6	67	73
15:30	77	2	3	8	90	99
15:45	73	2	5	9	89	100
16:00	72	0	4	14	90	106
16:15	57	0	6	5	68	76
16:30	76	0	3	2	81	85
16:45	73	2	1	6	82	88
17:00	85	2	0	6	93	98
17:15	72	3	5	5	85	91
17:30	91	4	4	5	104	109
17:45	94	4	2	6	106	111
18:00	109	2	4	2	117	120
18:15	98	2	0	4	104	107
18:30	90	2	0	5	97	101
18:45	102	0	0	2	104	106
19:00	80	1	0	2	83	85
19:15	87	0	1	2	90	93
19:30	97	1	0	2	100	102
19:45	75	1	0	2	78	80
20:00	50	1	0	0	51	51
20:15	59	0	1	1	61	63
20:30	48	0	0	1	49	50
20:45	33	1	1	2	37	39
21:00	29	2	0	0	31	30
21:15	37	2	0	0	39	38
21:30	65	1	1	2	69	71
21:45	38	0	0	0	38	38
22:00	21	1	0	1	23	24
22:15	24	0	1	1	26	28
22:30	23	1	0	1	25	26
22:45	22	0	0	0	22	22
23:00	21	0	0	1	22	23
23:15	17	0	0	1	18	19
23:30	16	0	0	2	18	20
23:45	15	0	0	0	15	15

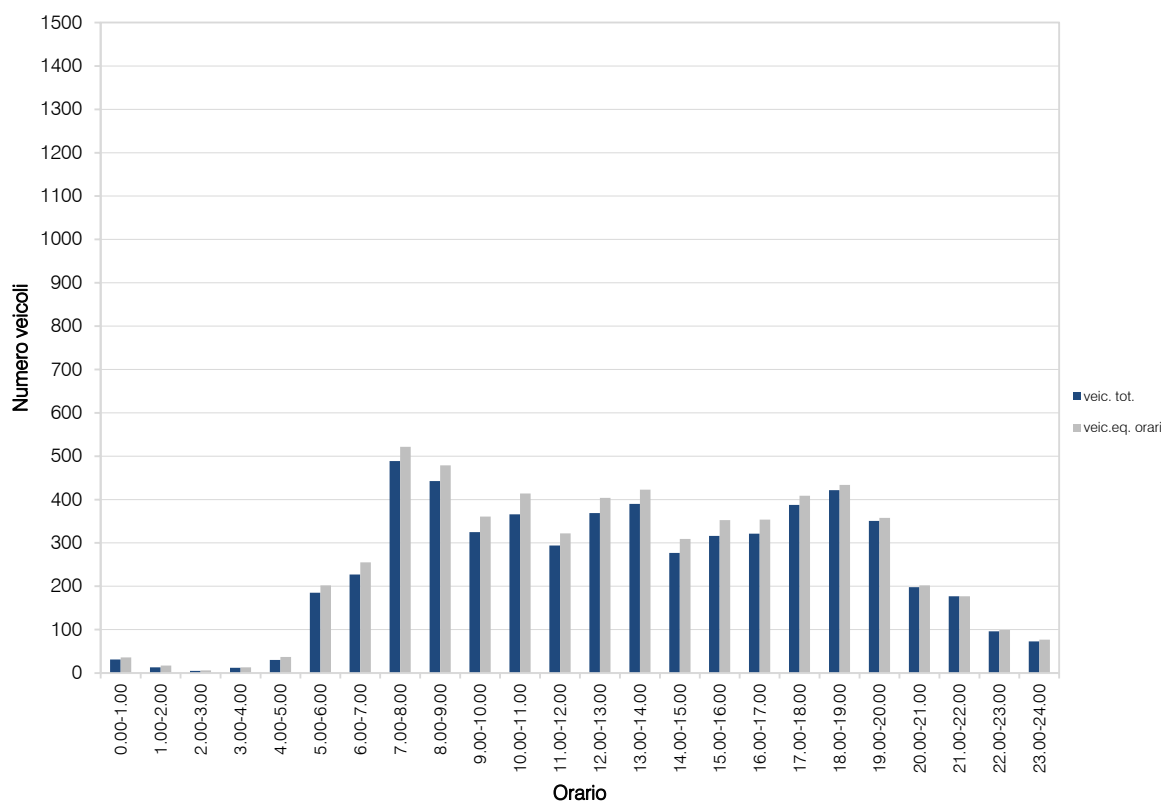
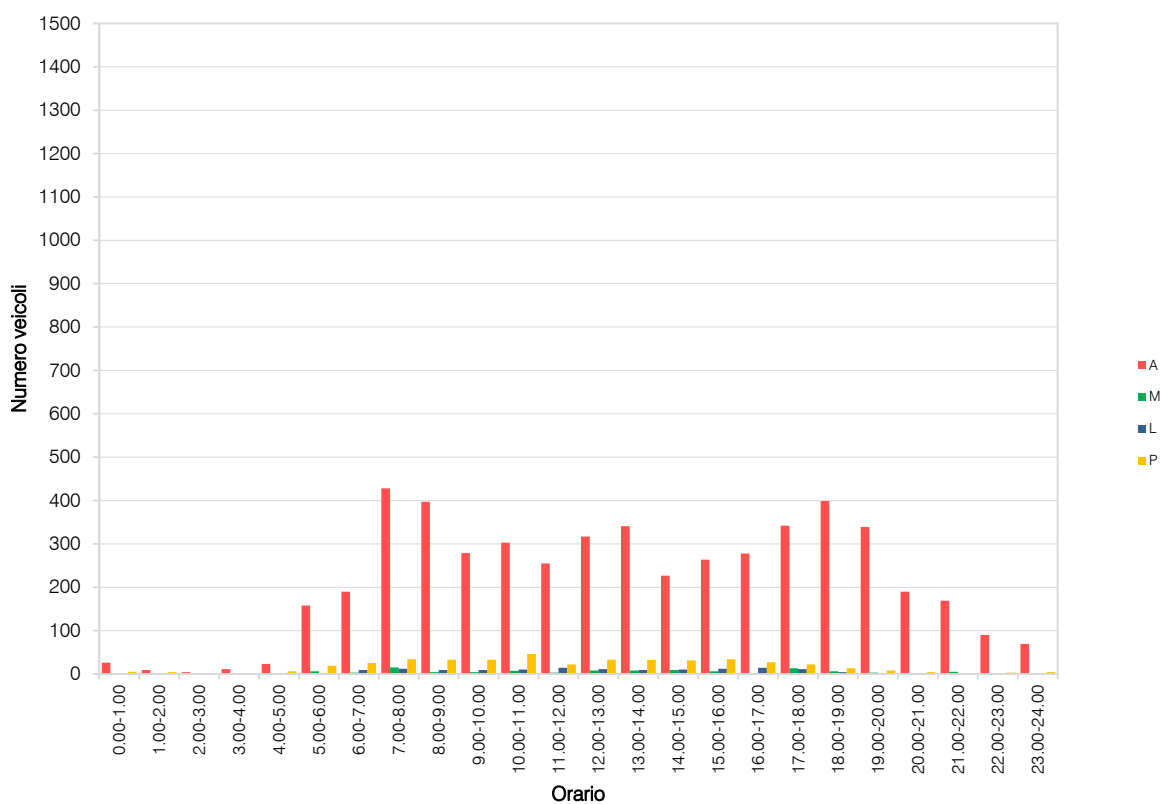
VOLUME DI TRAFFICO INTERVALLO TEMPORALE 60 min

giovedì 23 maggio 2024

	<i>A</i>	<i>M</i>	<i>L</i>	<i>P</i>	<i>veicoli totali</i>	<i>veicoli equivalenti orari</i>
0.00-1.00	26	0	0	5	31	36
1.00-2.00	9	0	0	4	13	17
2.00-3.00	4	0	0	1	5	6
3.00-4.00	11	0	0	1	12	13
4.00-5.00	23	0	1	6	30	37
5.00-6.00	158	6	2	19	185	202
6.00-7.00	190	3	9	25	227	255
7.00-8.00	428	15	12	34	489	522
8.00-9.00	397	4	9	33	443	479
9.00-10.00	279	4	9	33	325	361
10.00-11.00	303	7	10	46	366	414
11.00-12.00	255	3	14	22	294	322
12.00-13.00	317	8	11	33	369	404
13.00-14.00	341	8	9	32	390	423
14.00-15.00	227	9	10	31	277	309
15.00-16.00	264	6	12	34	316	353
16.00-17.00	278	2	14	27	321	354
17.00-18.00	342	13	11	22	388	409
18.00-19.00	399	6	4	13	422	434
19.00-20.00	339	3	1	8	351	358
20.00-21.00	190	2	2	4	198	202
21.00-22.00	169	5	1	2	177	177
22.00-23.00	90	2	1	3	96	99
23.00-24.00	69	0	0	4	73	77
	TOT				5.798	6.263

ELABORAZIONI GRAFICHE

giovedì 23 maggio 2024



RILIEVI AUTOMATICI: RADAR 8

DATI GENERALI

SP84 - Viale Kennedy, dir. sud

Giorni di rilievo

venerdì 17 maggio 2024

sabato 18 maggio 2024

domenica 19 maggio 2024

lunedì 20 maggio 2024

martedì 21 maggio 2024

mercoledì 22 maggio 2024

giovedì 23 maggio 2024



Allegati - Radar 8.xlsx



VOLUME DI TRAFFICO INTERVALLO TEMPORALE 15 min

venerdì 17 maggio 2024

	A	M	L	P	Veicoli totali	Veic. eq.
0:00	9	0	0	2	11	13
0:15	8	0	0	1	9	10
0:30	3	0	0	1	4	5
0:45	3	0	0	0	3	3
1:00	3	0	0	0	3	3
1:15	1	0	0	0	1	1
1:30	1	0	0	0	1	1
1:45	1	0	0	0	1	1
2:00	3	0	0	0	3	3
2:15	3	0	0	1	4	5
2:30	1	0	0	0	1	1
2:45	3	0	0	0	3	3
3:00	4	0	0	0	4	4
3:15	3	0	0	0	3	3
3:30	1	0	0	0	1	1
3:45	3	0	0	0	3	3
4:00	4	0	0	0	4	4
4:15	4	0	0	0	4	4
4:30	3	0	0	0	3	3
4:45	7	0	0	1	8	9
5:00	11	0	0	1	12	13
5:15	9	1	0	1	11	12
5:30	21	1	0	3	25	28
5:45	17	0	1	2	20	23
6:00	56	0	1	8	65	74
6:15	39	0	2	5	46	52
6:30	53	0	3	7	63	72
6:45	47	4	3	6	60	66
7:00	57	0	3	8	68	78
7:15	73	1	4	10	88	100
7:30	77	0	3	11	91	104
7:45	78	6	3	11	98	108
8:00	70	3	2	10	85	95
8:15	90	8	2	13	113	123
8:30	67	0	1	10	78	89
8:45	72	3	2	10	87	97
9:00	60	1	1	9	71	80
9:15	63	0	4	1	68	71
9:30	54	0	2	1	57	59
9:45	49	0	3	2	54	58
10:00	42	1	3	1	47	49
10:15	49	0	3	0	52	54
10:30	50	0	3	1	54	57
10:45	55	0	3	1	59	62
11:00	50	0	2	1	53	55
11:15	50	6	3	1	60	60
11:30	38	1	2	1	42	44
11:45	40	0	3	1	44	47
12:00	57	0	3	1	61	64
12:15	41	2	1	2	46	48
12:30	45	0	3	3	51	54
12:45	37	0	1	1	39	41
13:00	53	1	5	3	62	67
13:15	42	0	3	9	64	68
13:30	55	3	1	8	67	71
13:45	52	0	1	8	61	66
14:00	96	2	1	15	114	129
14:15	66	1	3	10	80	91
14:30	58	0	2	9	69	79
14:45	56	2	2	8	68	76
15:00	50	0	5	4	59	66
15:15	55	2	5	6	68	76
15:30	63	1	8	6	78	88
15:45	65	0	9	5	79	89
16:00	55	0	4	6	65	73
16:15	51	2	5	5	63	70
16:30	82	2	8	8	100	111
16:45	82	4	8	9	103	114
17:00	54	1	6	8	69	80
17:15	57	3	6	8	74	84
17:30	81	2	4	14	101	116
17:45	73	2	11	8	94	107
18:00	67	4	9	6	86	95
18:15	75	2	4	11	92	104
18:30	57	4	2	9	72	80
18:45	75	4	1	13	93	105
19:00	56	0	1	10	67	78
19:15	69	3	1	12	85	96
19:30	67	1	1	11	80	91
19:45	61	3	1	11	76	86
20:00	60	0	3	8	71	81
20:15	60	1	5	5	71	78
20:30	33	0	3	2	38	42
20:45	30	0	2	4	36	41
21:00	21	1	1	2	25	27
21:15	38	1	2	4	45	50
21:30	36	0	2	4	42	47
21:45	28	0	1	3	32	36
22:00	29	1	1	3	34	37
22:15	32	0	3	3	38	43
22:30	15	0	1	1	17	19
22:45	27	0	1	2	30	33
23:00	19	1	2	2	24	27
23:15	16	0	1	2	19	22
23:30	13	0	1	1	15	17
23:45	8	0	0	2	10	12

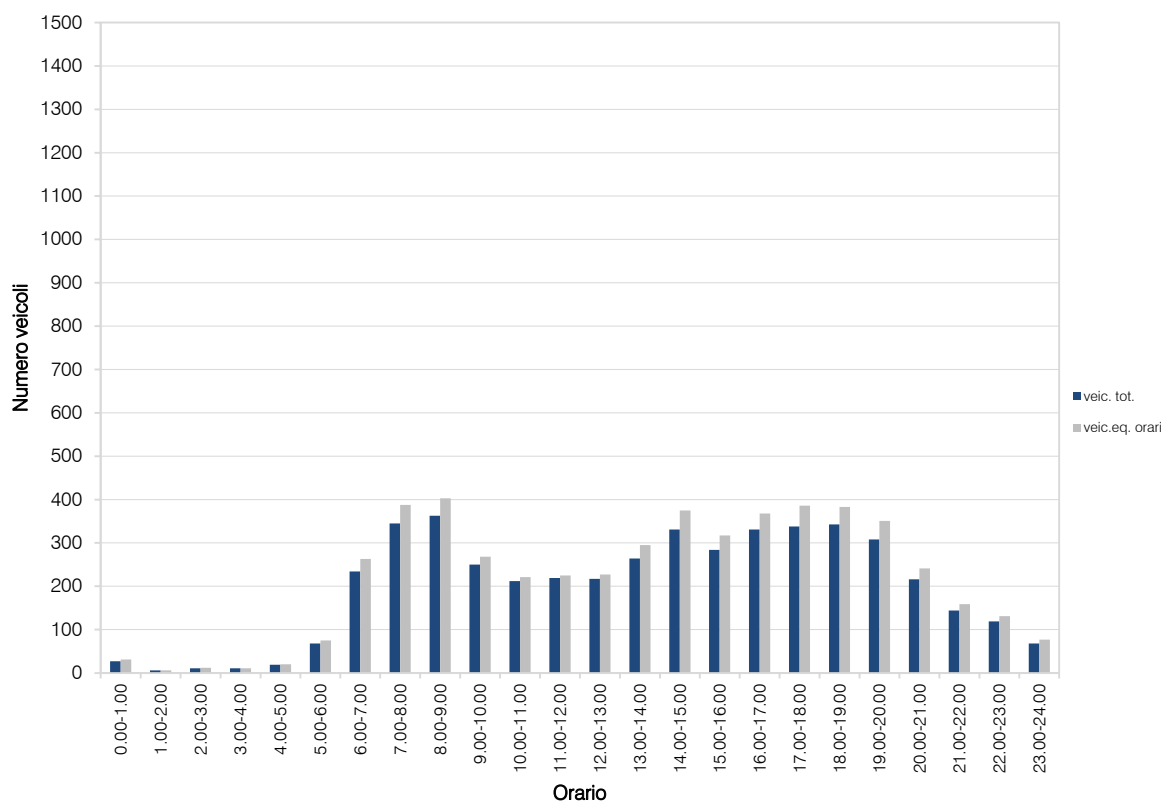
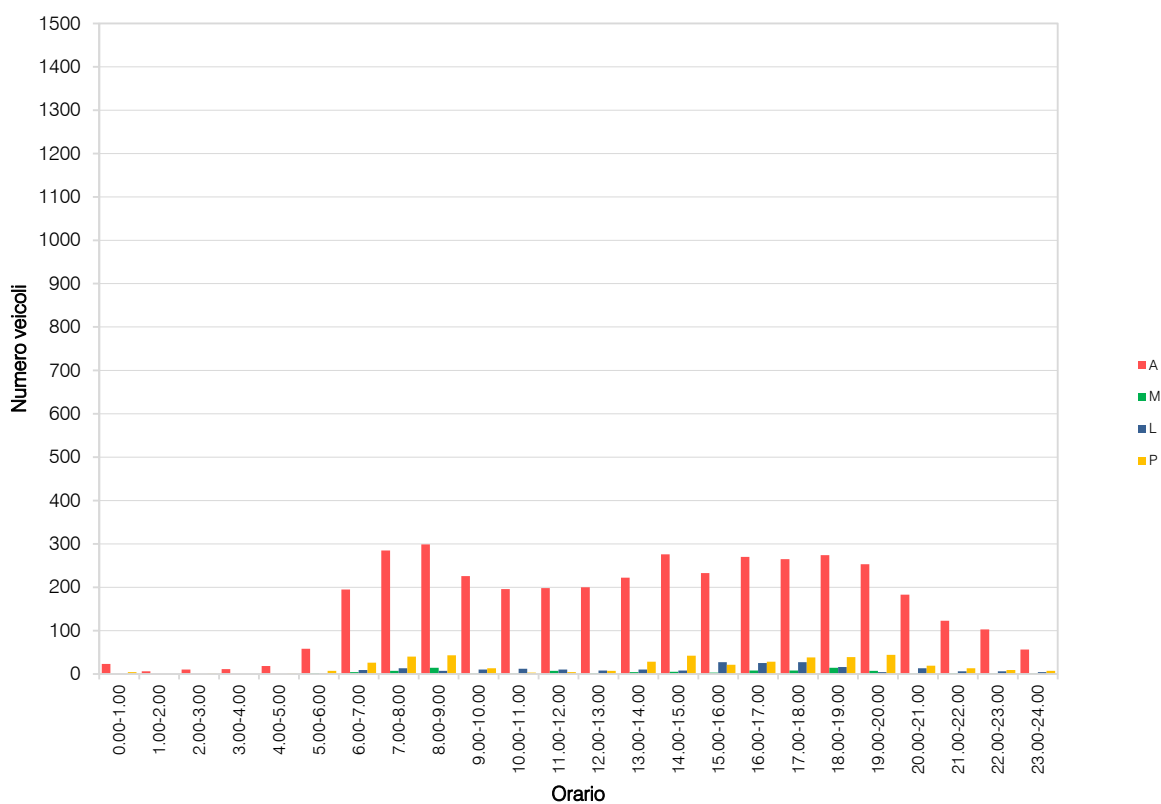
VOLUME DI TRAFFICO INTERVALLO TEMPORALE 60 min

venerdì 17 maggio 2024

	A	M	L	P	veicoli totali	veicoli equivalenti orari
0.00-1.00	23	0	0	4	27	31
1.00-2.00	6	0	0	0	6	6
2.00-3.00	10	0	0	1	11	12
3.00-4.00	11	0	0	0	11	11
4.00-5.00	18	0	0	1	19	20
5.00-6.00	58	2	1	7	68	75
6.00-7.00	195	4	9	26	234	263
7.00-8.00	285	7	13	40	345	388
8.00-9.00	299	14	7	43	363	403
9.00-10.00	226	1	10	13	250	268
10.00-11.00	196	1	12	3	212	221
11.00-12.00	198	7	10	4	219	225
12.00-13.00	200	2	8	7	217	227
13.00-14.00	222	4	10	28	264	295
14.00-15.00	276	5	8	42	331	375
15.00-16.00	233	3	27	21	284	317
16.00-17.00	270	8	25	28	331	368
17.00-18.00	265	8	27	38	338	386
18.00-19.00	274	14	16	39	343	383
19.00-20.00	253	7	4	44	308	351
20.00-21.00	183	1	13	19	216	241
21.00-22.00	123	2	6	13	144	159
22.00-23.00	103	1	6	9	119	131
23.00-24.00	56	1	4	7	68	77
TOT					4.728	5.233

ELABORAZIONI GRAFICHE

venerdì 17 maggio 2024



VOLUME DI TRAFFICO INTERVALLO TEMPORALE 15 min

sabato 18 maggio 2024

	A	M	L	P	Veicoli totali	Veic. eq.
0:00	15	0	1	1	17	19
0:15	2	0	1	0	10	11
0:30	9	0	1	1	11	13
0:45	10	0	1	1	12	14
1:00	6	0	0	1	7	8
1:15	4	0	0	1	5	6
1:30	4	0	0	0	4	4
1:45	4	0	1	0	5	6
2:00	4	0	0	0	4	4
2:15	2	0	0	0	2	2
2:30	3	0	0	0	3	3
2:45	4	0	0	0	4	4
3:00	4	0	0	0	4	4
3:15	5	0	0	0	5	5
3:30	1	0	0	0	1	1
3:45	0	0	0	0	0	0
4:00	2	0	0	0	2	2
4:15	3	0	0	0	3	3
4:30	2	0	0	0	2	2
4:45	3	0	0	0	3	3
5:00	3	0	0	0	3	3
5:15	5	0	0	1	6	7
5:30	17	0	2	1	20	22
5:45	13	0	1	1	15	17
6:00	11	0	1	1	13	15
6:15	18	0	1	1	20	22
6:30	32	0	2	2	36	39
6:45	31	1	3	2	37	40
7:00	30	1	3	2	36	39
7:15	38	1	3	3	45	49
7:30	39	0	3	3	45	50
7:45	30	1	3	2	36	39
8:00	48	0	3	4	55	61
8:15	49	1	5	3	58	63
8:30	43	3	4	2	52	55
8:45	42	0	3	0	45	47
9:00	51	1	1	0	53	53
9:15	59	1	1	0	61	61
9:30	48	0	1	1	50	52
9:45	45	0	1	1	47	49
10:00	53	1	1	0	55	55
10:15	58	1	1	1	61	62
10:30	60	0	1	0	61	62
10:45	52	2	1	1	56	57
11:00	59	2	3	1	65	67
11:15	46	0	1	1	48	50
11:30	60	1	1	0	62	62
11:45	48	2	1	1	52	53
12:00	49	1	1	0	51	51
12:15	59	2	1	0	62	62
12:30	49	1	1	0	51	51
12:45	32	1	2	4	39	44
13:00	35	1	2	5	43	49
13:15	28	1	2	3	34	38
13:30	35	0	2	4	41	46
13:45	38	1	2	5	46	52
14:00	29	1	2	4	36	41
14:15	39	1	2	6	48	55
14:30	41	0	2	6	49	56
14:45	36	0	2	5	43	49
15:00	47	3	4	6	60	67
15:15	44	0	2	7	53	61
15:30	43	0	3	5	51	58
15:45	37	3	2	5	47	52
16:00	38	0	2	5	45	51
16:15	32	0	0	0	32	32
16:30	48	2	1	0	51	51
16:45	63	1	1	0	65	65
17:00	55	1	1	0	57	57
17:15	48	4	1	0	53	52
17:30	46	4	2	0	52	51
17:45	52	2	0	0	54	53
18:00	53	2	0	0	55	54
18:15	49	2	0	0	51	50
18:30	64	0	0	0	64	64
18:45	68	1	1	0	70	70
19:00	65	0	0	0	65	65
19:15	55	4	0	0	59	57
19:30	56	2	1	0	59	59
19:45	50	1	0	0	51	51
20:00	43	1	0	0	44	44
20:15	28	1	0	0	29	29
20:30	28	1	1	0	30	30
20:45	25	0	0	0	25	25
21:00	25	1	0	0	26	26
21:15	26	0	0	0	26	26
21:30	16	0	0	0	16	16
21:45	22	0	0	0	22	22
22:00	34	0	0	0	34	34
22:15	31	0	0	0	31	31
22:30	30	0	0	0	30	30
22:45	26	0	0	0	26	26
23:00	28	0	0	0	28	28
23:15	31	1	0	0	32	32
23:30	19	0	0	0	19	19
23:45	19	0	0	0	19	19

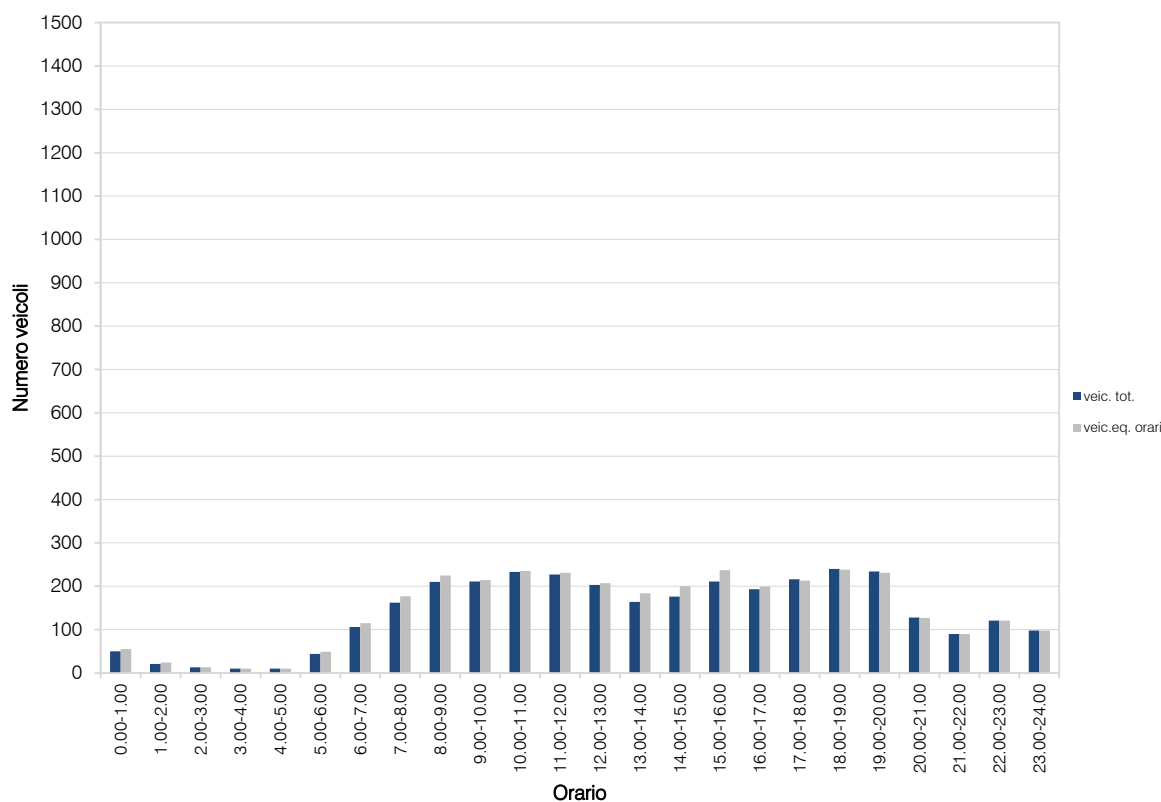
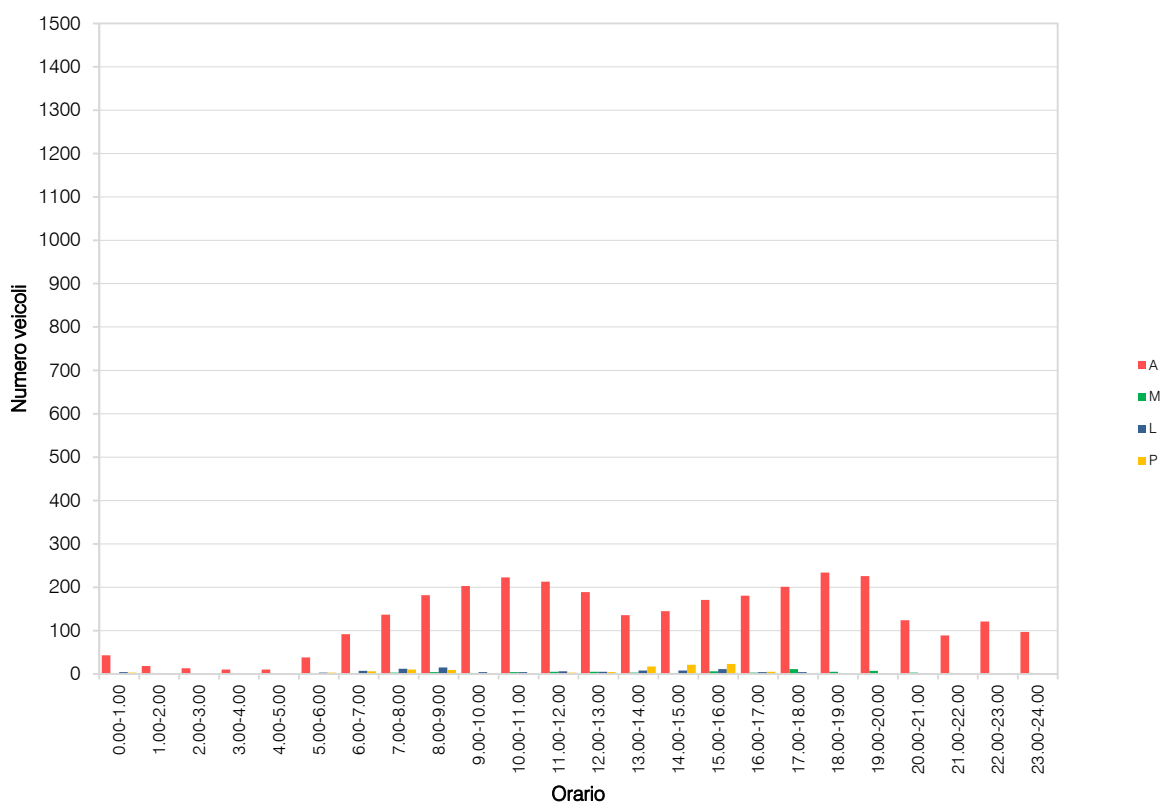
VOLUME DI TRAFFICO INTERVALLO TEMPORALE 60 min

sabato 18 maggio 2024

	<i>A</i>	<i>M</i>	<i>L</i>	<i>P</i>	<i>veicoli totali</i>	<i>veicoli equivalenti orari</i>
0.00-1.00	43	0	4	3	50	55
1.00-2.00	18	0	1	2	21	24
2.00-3.00	13	0	0	0	13	13
3.00-4.00	10	0	0	0	10	10
4.00-5.00	10	0	0	0	10	10
5.00-6.00	38	0	3	3	44	49
6.00-7.00	92	1	7	6	106	115
7.00-8.00	137	3	12	10	162	177
8.00-9.00	182	4	15	9	210	225
9.00-10.00	203	2	4	2	211	214
10.00-11.00	223	4	4	2	233	235
11.00-12.00	213	5	6	3	227	231
12.00-13.00	189	5	5	4	203	207
13.00-14.00	136	3	8	17	164	184
14.00-15.00	145	2	8	21	176	200
15.00-16.00	171	6	11	23	211	237
16.00-17.00	181	3	4	5	193	199
17.00-18.00	201	11	4	0	216	213
18.00-19.00	234	5	1	0	240	238
19.00-20.00	226	7	1	0	234	231
20.00-21.00	124	3	1	0	128	127
21.00-22.00	89	1	0	0	90	90
22.00-23.00	121	0	0	0	121	121
23.00-24.00	97	1	0	0	98	98
TOT					3.371	3.503

ELABORAZIONI GRAFICHE

sabato 18 maggio 2024



VOLUME DI TRAFFICO INTERVALLO TEMPORALE 15 min

domenica 19 maggio 2024

	A	M	L	P	Veicoli totali	Veic. eq.
0:00	16	0	0	0	16	16
0:15	13	0	0	0	13	13
0:30	13	0	0	0	13	13
0:45	10	0	0	0	10	10
1:00	6	0	0	0	6	6
1:15	11	0	0	0	11	11
1:30	8	1	0	0	9	9
1:45	8	0	0	0	8	8
2:00	6	0	0	0	6	6
2:15	4	0	0	0	4	4
2:30	3	0	0	0	3	3
2:45	4	0	0	0	4	4
3:00	3	0	0	0	3	3
3:15	3	0	0	0	3	3
3:30	2	0	0	0	2	2
3:45	2	0	0	0	2	2
4:00	3	0	0	0	3	3
4:15	2	0	0	0	2	2
4:30	2	0	0	0	2	2
4:45	0	0	0	0	0	0
5:00	1	0	0	0	1	1
5:15	1	0	0	1	2	3
5:30	7	0	0	0	7	7
5:45	4	0	0	0	4	4
6:00	18	0	0	0	18	18
6:15	14	0	0	1	15	16
6:30	9	0	0	0	9	9
6:45	8	1	0	0	9	9
7:00	15	0	0	0	15	15
7:15	16	0	0	0	16	16
7:30	19	0	1	1	21	23
7:45	9	0	0	1	10	11
8:00	17	1	0	1	19	20
8:15	20	0	1	0	21	22
8:30	26	0	1	1	28	30
8:45	32	0	1	0	33	34
9:00	37	1	0	0	38	38
9:15	34	0	1	0	35	36
9:30	36	0	1	0	37	38
9:45	42	0	2	0	44	45
10:00	45	0	1	1	47	49
10:15	41	0	0	0	41	41
10:30	43	1	1	1	46	47
10:45	58	3	1	2	64	65
11:00	42	1	1	1	45	46
11:15	50	2	2	1	55	56
11:30	41	0	1	1	43	45
11:45	51	1	0	3	55	58
12:00	51	1	1	1	54	55
12:15	39	1	2	0	42	43
12:30	42	1	0	1	44	45
12:45	33	0	1	1	35	37
13:00	26	0	0	0	26	26
13:15	25	0	0	0	25	25
13:30	20	1	0	1	22	23
13:45	21	0	0	1	22	23
14:00	38	1	0	0	39	39
14:15	40	0	1	1	42	44
14:30	47	0	1	0	48	49
14:45	30	0	0	1	31	32
15:00	36	0	0	0	36	36
15:15	42	0	0	1	43	44
15:30	47	0	1	0	48	49
15:45	44	0	0	0	44	44
16:00	40	0	0	0	40	40
16:15	52	1	0	1	54	55
16:30	37	0	1	0	38	39
16:45	56	0	0	1	57	58
17:00	60	0	0	0	60	60
17:15	56	1	1	1	59	60
17:30	70	0	1	0	71	72
17:45	63	0	0	1	64	65
18:00	73	0	1	2	76	79
18:15	68	0	1	2	71	74
18:30	51	0	1	1	53	55
18:45	59	0	1	1	61	63
19:00	56	1	0	0	57	57
19:15	39	0	0	0	39	39
19:30	51	0	1	0	52	53
19:45	56	0	1	0	57	58
20:00	30	1	1	0	32	32
20:15	36	0	0	0	36	36
20:30	34	1	0	1	36	37
20:45	24	0	0	0	24	24
21:00	35	0	1	0	36	37
21:15	26	0	0	1	27	28
21:30	29	0	0	1	30	31
21:45	31	0	1	0	32	33
22:00	34	1	0	1	36	37
22:15	29	0	0	0	29	29
22:30	20	0	0	0	20	20
22:45	18	0	0	0	18	18
23:00	13	0	0	0	13	13
23:15	12	0	0	0	12	12
23:30	9	0	0	0	9	9
23:45	9	0	0	0	9	9

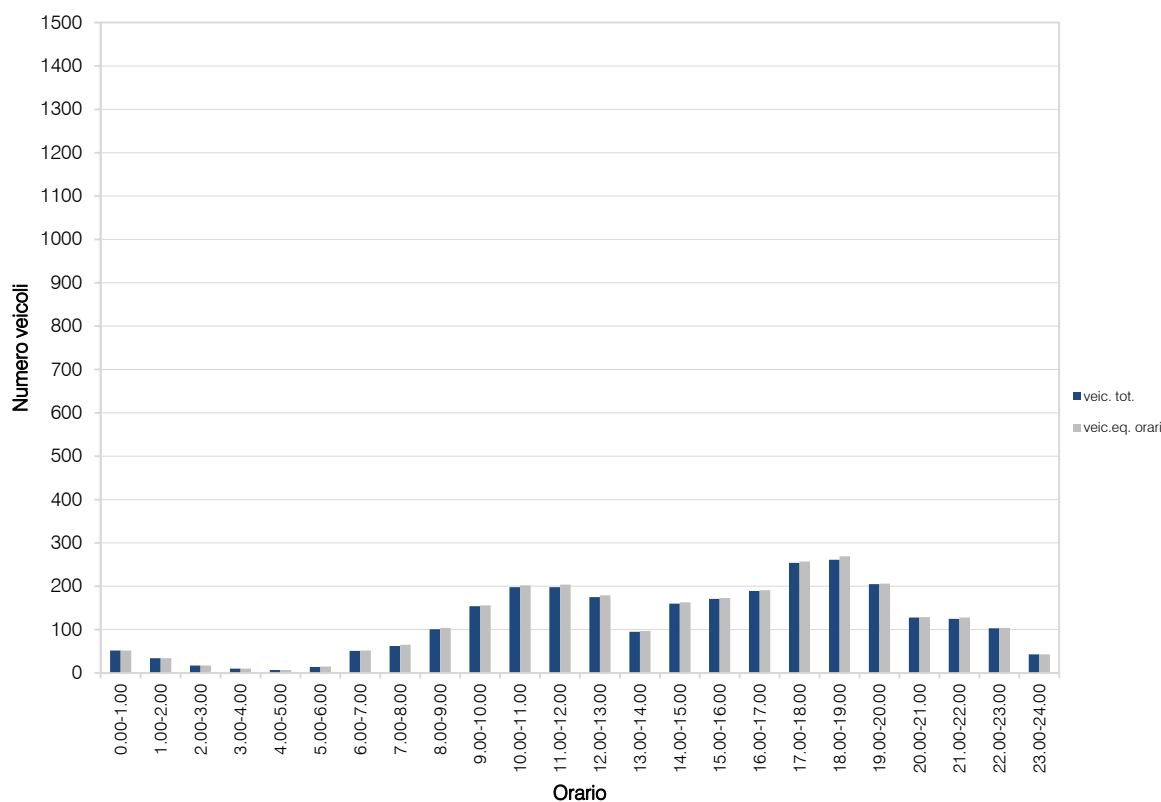
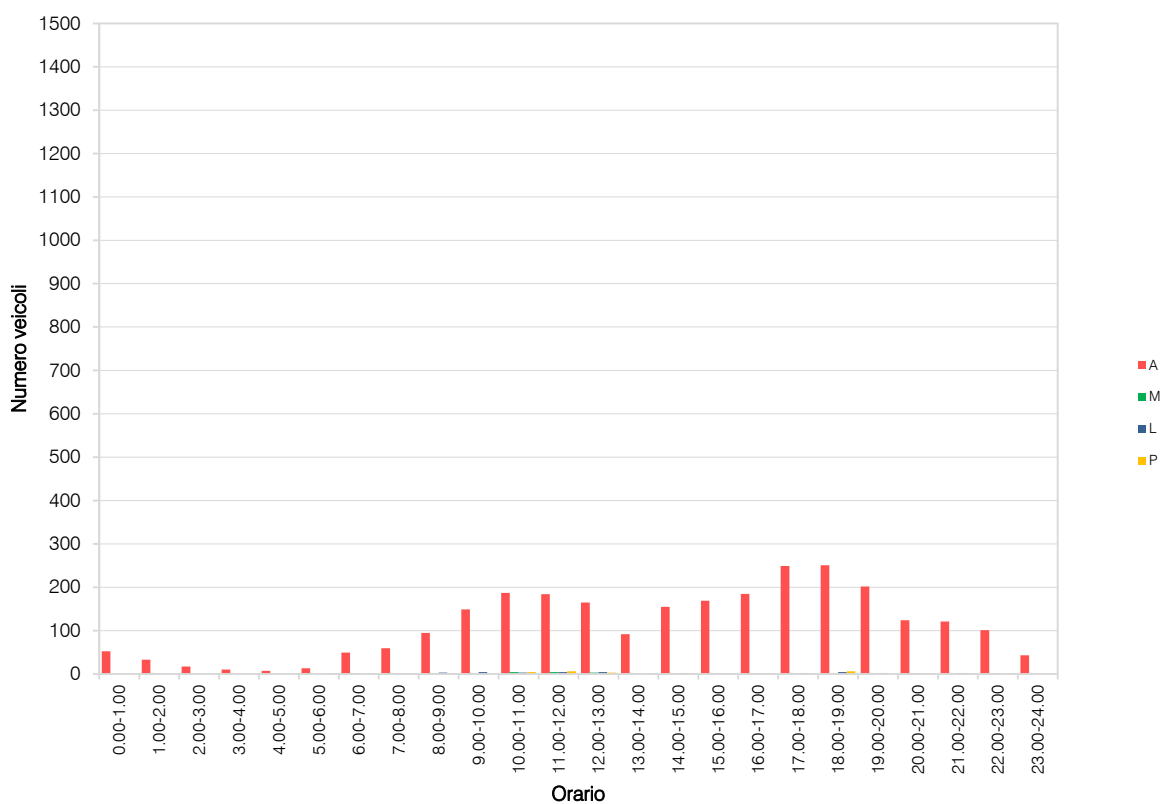
VOLUME DI TRAFFICO INTERVALLO TEMPORALE 60 min

domenica 19 maggio 2024

	<i>A</i>	<i>M</i>	<i>L</i>	<i>P</i>	<i>veicoli totali</i>	<i>veicoli equivalenti orari</i>
0.00-1.00	52	0	0	0	52	52
1.00-2.00	33	1	0	0	34	34
2.00-3.00	17	0	0	0	17	17
3.00-4.00	10	0	0	0	10	10
4.00-5.00	7	0	0	0	7	7
5.00-6.00	13	0	0	1	14	15
6.00-7.00	49	1	0	1	51	52
7.00-8.00	59	0	1	2	62	65
8.00-9.00	95	1	3	2	101	104
9.00-10.00	149	1	4	0	154	156
10.00-11.00	187	4	3	4	198	202
11.00-12.00	184	4	4	6	198	204
12.00-13.00	165	3	4	3	175	179
13.00-14.00	92	1	0	2	95	97
14.00-15.00	155	1	2	2	160	163
15.00-16.00	169	0	1	1	171	173
16.00-17.00	185	1	1	2	189	191
17.00-18.00	249	1	2	2	254	257
18.00-19.00	251	0	4	6	261	269
19.00-20.00	202	1	2	0	205	206
20.00-21.00	124	2	1	1	128	129
21.00-22.00	121	0	2	2	125	128
22.00-23.00	101	1	0	1	103	104
23.00-24.00	43	0	0	0	43	43
	TOT				2.807	2.857

ELABORAZIONI GRAFICHE

domenica 19 maggio 2024



VOLUME DI TRAFFICO INTERVALLO TEMPORALE 15 min

lunedì 20 maggio 2024

	A	M	L	P	Veicoli totali	Veic. eq.
0:00	10	0	0	1	11	12
0:15	4	0	0	0	4	4
0:30	6	0	0	0	6	6
0:45	3	0	0	0	3	3
1:00	3	0	0	0	3	3
1:15	2	0	0	0	2	2
1:30	3	0	0	0	3	3
1:45	1	0	0	0	1	1
2:00	1	0	0	0	1	1
2:15	2	0	0	0	2	2
2:30	2	0	0	0	2	2
2:45	4	0	0	0	4	4
3:00	2	0	0	0	2	2
3:15	4	0	0	1	5	6
3:30	4	0	0	0	4	4
3:45	5	0	0	1	6	7
4:00	7	0	0	1	8	9
4:15	9	0	0	1	10	11
4:30	4	0	0	0	4	4
4:45	9	0	0	1	10	11
5:00	14	0	0	2	16	18
5:15	14	0	0	1	15	16
5:30	27	0	0	2	29	31
5:45	33	0	1	3	37	41
6:00	32	0	0	3	35	38
6:15	37	0	2	3	42	46
6:30	64	2	2	5	73	78
6:45	68	2	3	5	78	84
7:00	69	3	2	6	80	86
7:15	89	0	3	6	98	106
7:30	98	5	4	13	120	133
7:45	135	3	5	17	160	178
8:00	83	0	5	9	97	109
8:15	80	4	6	8	98	107
8:30	102	1	12	5	120	131
8:45	76	1	6	7	90	100
9:00	64	0	6	6	76	85
9:15	62	1	5	6	74	82
9:30	61	0	4	7	72	81
9:45	62	0	3	8	73	83
10:00	73	0	5	8	86	97
10:15	46	2	5	4	57	63
10:30	46	2	2	5	55	60
10:45	52	0	4	5	61	68
11:00	48	0	3	5	56	63
11:15	49	1	3	5	58	64
11:30	46	1	5	3	55	60
11:45	46	0	6	2	54	59
12:00	71	1	9	3	84	91
12:15	54	0	8	2	64	70
12:30	71	1	3	6	81	88
12:45	69	5	4	7	85	92
13:00	53	0	1	4	58	63
13:15	69	1	1	6	77	83
13:30	58	1	2	5	66	72
13:45	60	0	1	5	66	72
14:00	129	9	1	10	149	155
14:15	79	2	1	6	88	94
14:30	68	1	2	6	77	84
14:45	59	2	1	5	67	72
15:00	64	1	1	5	71	76
15:15	63	4	1	5	73	77
15:30	71	1	1	6	79	85
15:45	85	0	1	7	93	101
16:00	52	1	2	7	62	70
16:15	45	1	2	6	54	61
16:30	90	4	2	10	106	115
16:45	78	6	1	9	94	101
17:00	75	4	2	8	89	96
17:15	82	7	2	9	100	107
17:30	66	3	1	8	78	85
17:45	77	3	1	8	89	96
18:00	88	8	2	8	106	111
18:15	69	5	1	7	82	87
18:30	76	3	1	7	87	93
18:45	72	0	1	5	78	84
19:00	68	2	2	5	77	82
19:15	66	0	1	5	72	78
19:30	48	1	1	3	53	56
19:45	44	3	1	3	51	53
20:00	39	0	3	4	46	52
20:15	34	1	2	4	41	46
20:30	20	0	0	3	23	26
20:45	18	0	1	2	21	24
21:00	23	0	1	3	27	31
21:15	30	0	1	4	35	40
21:30	27	1	2	3	33	37
21:45	26	1	1	4	32	36
22:00	28	1	2	3	34	38
22:15	25	0	2	3	30	34
22:30	15	0	1	2	18	21
22:45	9	0	1	1	11	13
23:00	13	0	1	1	15	17
23:15	13	0	0	1	14	15
23:30	8	0	0	1	9	10
23:45	4	0	0	0	4	4

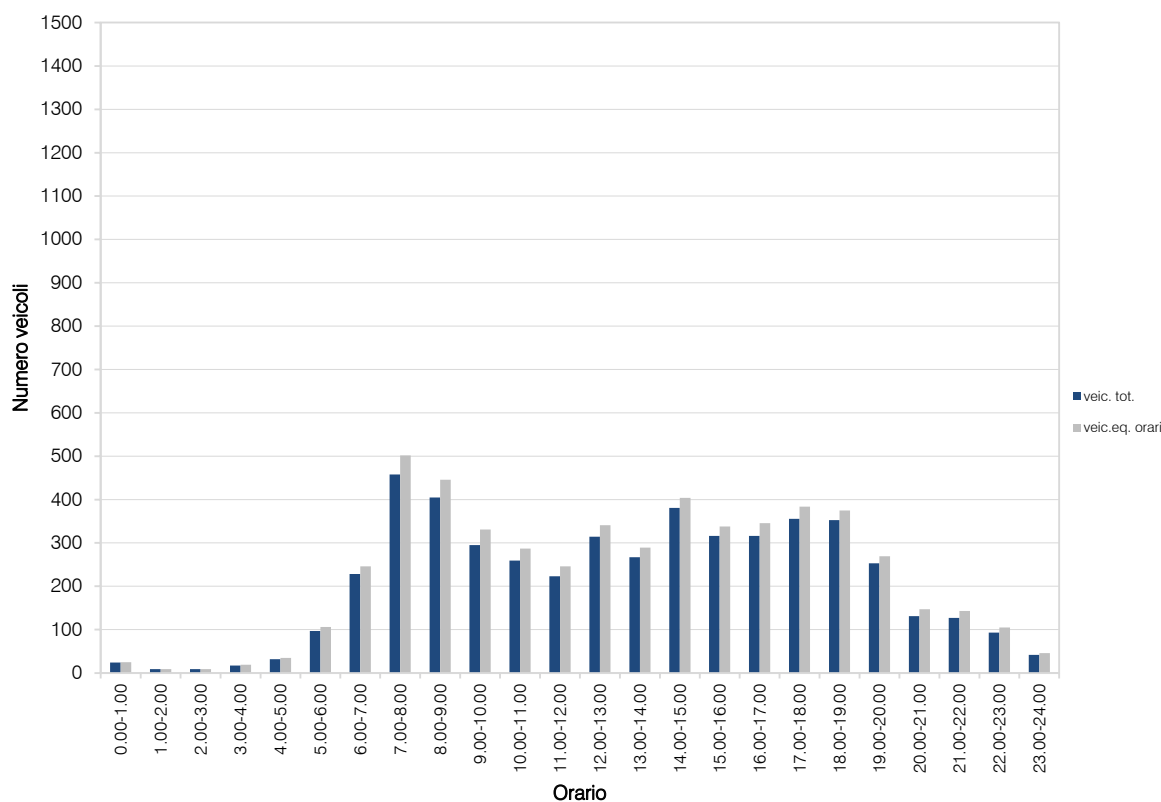
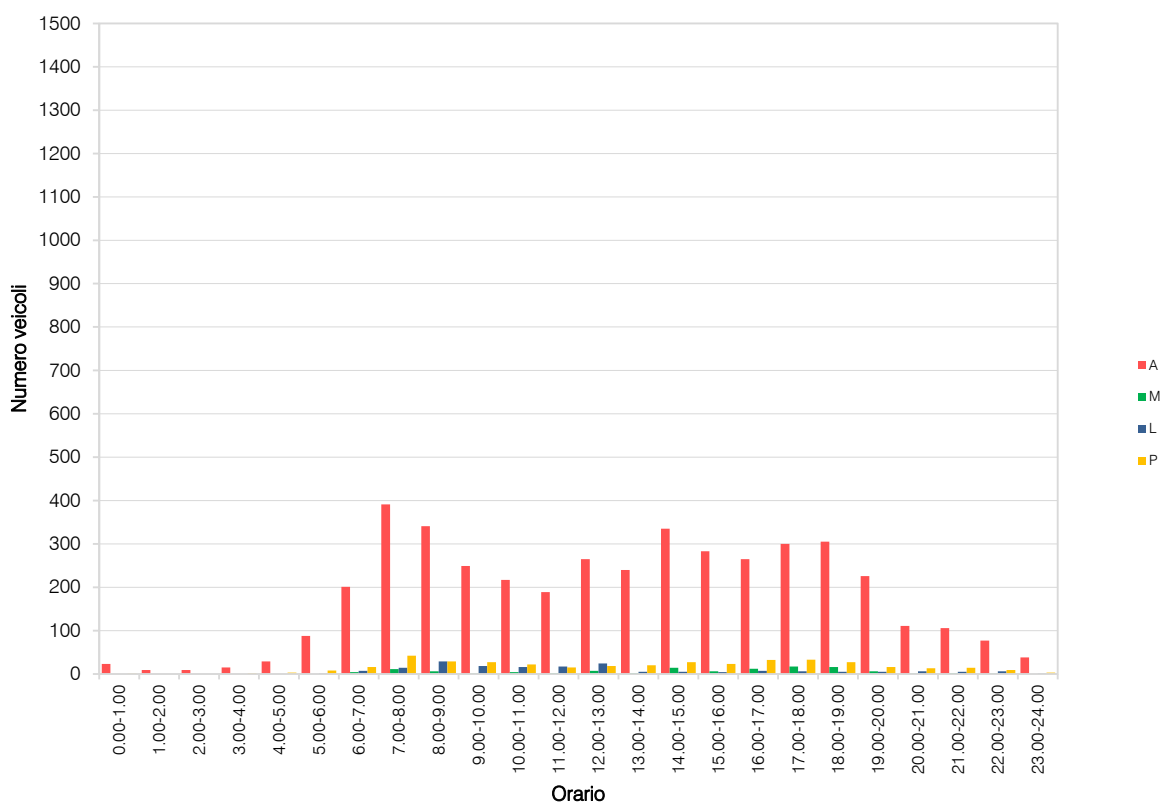
VOLUME DI TRAFFICO INTERVALLO TEMPORALE 60 min

lunedì 20 maggio 2024

	A	M	L	P	veicoli totali	veicoli equivalenti orari
0.00-1.00	23	0	0	1	24	25
1.00-2.00	9	0	0	0	9	9
2.00-3.00	9	0	0	0	9	9
3.00-4.00	15	0	0	2	17	19
4.00-5.00	29	0	0	3	32	35
5.00-6.00	88	0	1	8	97	106
6.00-7.00	201	4	7	16	228	246
7.00-8.00	391	11	14	42	458	502
8.00-9.00	341	6	29	29	405	446
9.00-10.00	249	1	18	27	295	331
10.00-11.00	217	4	16	22	259	287
11.00-12.00	189	2	17	15	223	246
12.00-13.00	265	7	24	18	314	341
13.00-14.00	240	2	5	20	267	289
14.00-15.00	335	14	5	27	381	404
15.00-16.00	283	6	4	23	316	338
16.00-17.00	265	12	7	32	316	346
17.00-18.00	300	17	6	33	356	384
18.00-19.00	305	16	5	27	353	375
19.00-20.00	226	6	5	16	253	269
20.00-21.00	111	1	6	13	131	147
21.00-22.00	106	2	5	14	127	143
22.00-23.00	77	1	6	9	93	105
23.00-24.00	38	0	1	3	42	46
TOT					5.005	5.448

ELABORAZIONI GRAFICHE

lunedì 20 maggio 2024



VOLUME DI TRAFFICO INTERVALLO TEMPORALE 15 min

martedì 21 maggio 2024

	A	M	L	P	Veicoli totali	Veic. eq.
0:00	6	0	0	1	7	8
0:15	3	0	0	0	3	3
0:30	3	0	0	0	3	3
0:45	4	0	0	0	4	4
1:00	6	0	0	1	7	8
1:15	2	0	0	0	2	2
1:30	1	0	0	0	1	1
1:45	3	0	0	0	3	3
2:00	1	0	0	0	1	1
2:15	4	0	0	1	5	6
2:30	2	0	0	0	2	2
2:45	2	0	0	0	2	2
3:00	5	0	0	1	6	7
3:15	2	0	0	0	2	2
3:30	3	0	0	0	3	3
3:45	6	0	0	1	7	8
4:00	5	0	0	1	6	7
4:15	3	0	0	1	4	5
4:30	8	0	0	2	10	12
4:45	3	0	0	1	4	5
5:00	13	0	1	2	16	19
5:15	20	0	1	3	24	28
5:30	25	0	0	3	28	31
5:45	28	0	1	2	31	34
6:00	65	2	1	5	73	78
6:15	56	0	3	6	65	73
6:30	58	1	1	5	65	70
6:45	80	3	3	6	92	98
7:00	56	2	2	5	65	70
7:15	107	6	7	15	135	151
7:30	88	6	10	10	114	126
7:45	85	1	8	13	107	124
8:00	81	3	9	15	108	126
8:15	109	2	10	15	136	155
8:30	115	1	6	8	130	141
8:45	121	2	4	10	137	148
9:00	68	0	4	6	78	86
9:15	71	0	5	5	81	89
9:30	76	1	4	6	87	95
9:45	73	1	2	5	81	87
10:00	70	2	2	6	80	86
10:15	61	2	2	6	71	77
10:30	61	0	1	5	67	73
10:45	67	0	3	5	75	82
11:00	55	0	2	5	62	68
11:15	59	0	1	6	66	73
11:30	65	1	2	6	74	81
11:45	65	2	1	6	74	80
12:00	66	0	1	6	73	80
12:15	53	1	2	5	61	67
12:30	64	1	1	5	71	76
12:45	48	0	3	4	55	61
13:00	51	1	1	4	57	61
13:15	60	1	4	4	69	75
13:30	68	1	3	5	77	83
13:45	68	2	3	5	78	84
14:00	65	1	5	4	75	81
14:15	63	0	6	5	74	82
14:30	67	0	9	5	81	91
14:45	65	2	11	4	82	91
15:00	38	0	6	2	46	51
15:15	71	2	2	7	82	89
15:30	71	3	1	6	81	86
15:45	80	3	1	7	91	97
16:00	56	0	2	5	63	69
16:15	68	3	1	7	79	85
16:30	82	2	3	8	95	104
16:45	79	1	3	8	91	100
17:00	48	2	3	5	58	64
17:15	79	1	3	7	90	98
17:30	85	0	2	7	94	102
17:45	85	1	3	7	96	104
18:00	73	3	3	6	85	91
18:15	82	6	3	9	100	108
18:30	76	1	2	6	85	92
18:45	69	0	1	5	75	81
19:00	84	3	2	6	95	101
19:15	67	1	1	5	74	79
19:30	65	0	1	4	70	75
19:45	49	0	1	4	54	59
20:00	56	0	1	4	61	66
20:15	39	0	1	3	43	47
20:30	41	0	1	3	45	49
20:45	31	0	1	2	34	37
21:00	23	0	0	1	24	25
21:15	47	1	0	3	51	54
21:30	31	0	0	2	33	35
21:45	28	0	0	2	30	32
22:00	22	0	0	2	24	26
22:15	29	0	0	2	31	33
22:30	20	0	1	1	22	24
22:45	26	0	0	2	28	30
23:00	17	0	0	1	18	19
23:15	19	0	0	2	21	23
23:30	12	0	0	1	13	14
23:45	12	0	0	1	13	14

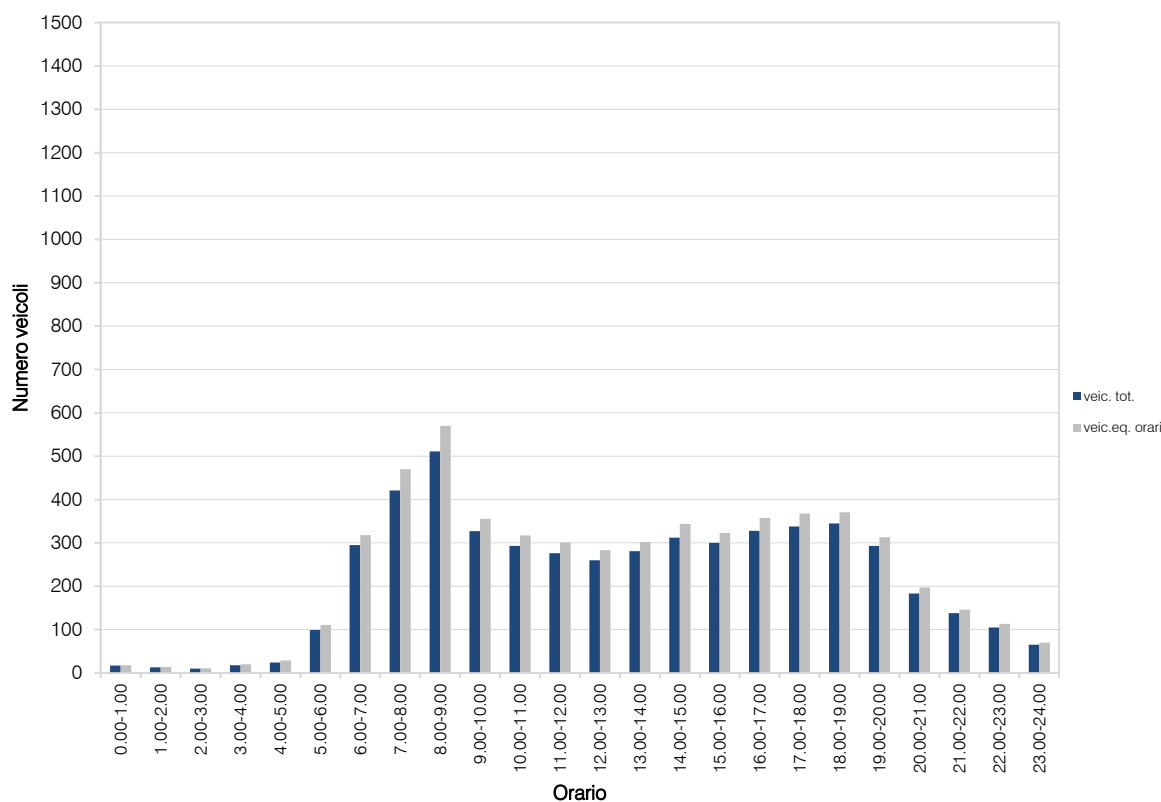
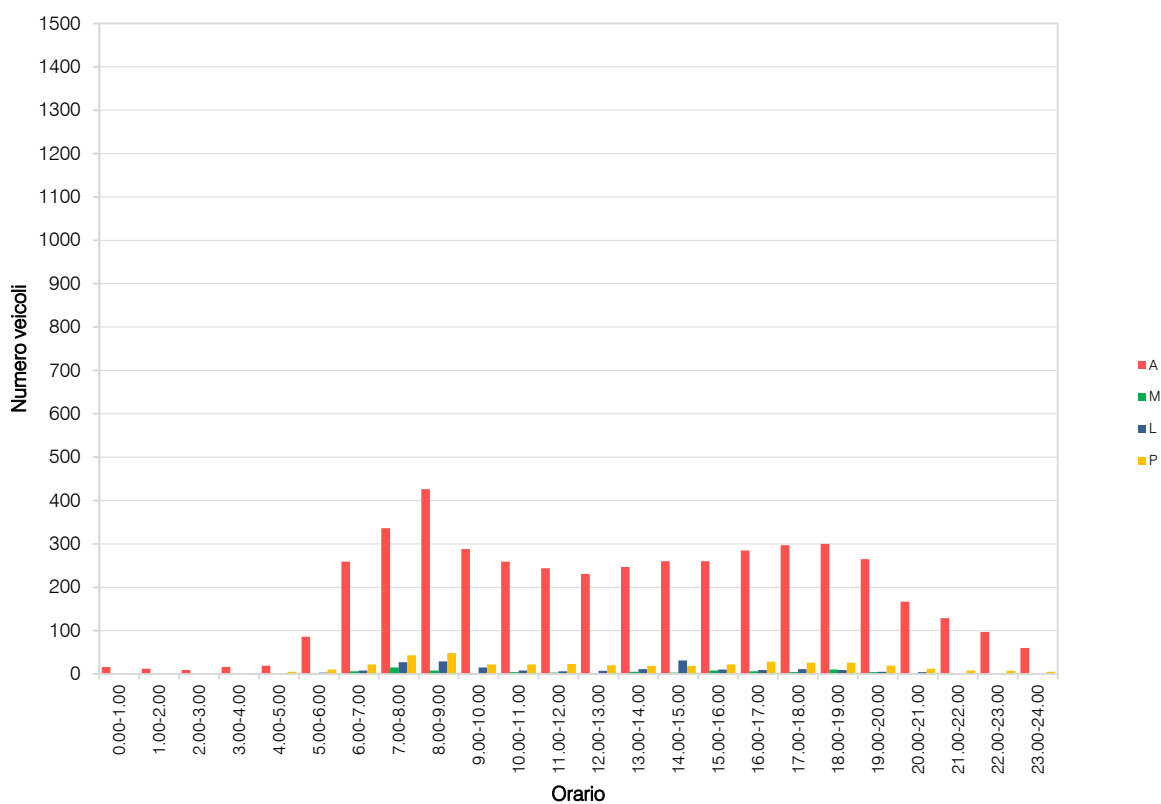
VOLUME DI TRAFFICO INTERVALLO TEMPORALE 60 min

martedì 21 maggio 2024

	A	M	L	P	veicoli totali	veicoli equivalenti orari
0.00-1.00	16	0	0	1	17	18
1.00-2.00	12	0	0	1	13	14
2.00-3.00	9	0	0	1	10	11
3.00-4.00	16	0	0	2	18	20
4.00-5.00	19	0	0	5	24	29
5.00-6.00	86	0	3	10	99	111
6.00-7.00	259	6	8	22	295	318
7.00-8.00	336	15	27	43	421	470
8.00-9.00	426	8	29	48	511	570
9.00-10.00	288	2	15	22	327	356
10.00-11.00	259	4	8	22	293	317
11.00-12.00	244	3	6	23	276	301
12.00-13.00	231	2	7	20	260	283
13.00-14.00	247	5	11	18	281	302
14.00-15.00	260	3	31	18	312	344
15.00-16.00	260	8	10	22	300	323
16.00-17.00	285	6	9	28	328	358
17.00-18.00	297	4	11	26	338	368
18.00-19.00	300	10	9	26	345	371
19.00-20.00	265	4	5	19	293	313
20.00-21.00	167	0	4	12	183	197
21.00-22.00	129	1	0	8	138	146
22.00-23.00	97	0	1	7	105	113
23.00-24.00	60	0	0	5	65	70
TOT					5.252	5.723

ELABORAZIONI GRAFICHE

martedì 21 maggio 2024



VOLUME DI TRAFFICO INTERVALLO TEMPORALE 15 min

mercoledì 22 maggio 2024

	A	M	L	P	Veicoli totali	Veic. eq.
0:00	6	0	0	0	6	6
0:15	1	0	0	0	1	1
0:30	10	0	0	0	10	10
0:45	1	0	0	0	1	1
1:00	3	1	0	0	4	4
1:15	4	0	0	0	4	4
1:30	3	0	0	0	3	3
1:45	2	0	0	0	2	2
2:00	1	0	0	0	1	1
2:15	3	0	0	1	4	5
2:30	1	0	0	0	1	1
2:45	2	0	0	0	2	2
3:00	2	0	0	0	2	2
3:15	6	0	0	1	7	8
3:30	3	0	0	1	4	5
3:45	1	0	0	0	1	1
4:00	6	0	0	1	7	8
4:15	2	0	0	1	3	4
4:30	2	0	0	1	3	4
4:45	5	0	0	1	6	7
5:00	9	0	0	1	10	11
5:15	25	0	1	2	28	31
5:30	24	0	1	3	28	32
5:45	18	0	0	2	20	22
6:00	67	0	2	4	73	78
6:15	50	0	1	4	55	60
6:30	57	0	2	3	62	66
6:45	70	4	3	5	82	87
7:00	71	1	4	5	81	88
7:15	75	1	3	5	84	90
7:30	79	1	3	5	88	94
7:45	80	8	2	5	95	97
8:00	87	2	3	5	97	103
8:15	96	2	3	6	107	114
8:30	72	3	2	4	81	85
8:45	84	1	2	6	93	100
9:00	76	0	2	6	84	91
9:15	67	0	3	5	75	82
9:30	68	3	2	5	78	83
9:45	66	1	8	8	83	95
10:00	46	2	5	7	60	69
10:15	63	2	5	12	82	96
10:30	46	0	3	7	56	65
10:45	53	6	4	10	73	82
11:00	52	1	4	10	67	79
11:15	53	1	3	9	66	76
11:30	63	3	6	10	82	94
11:45	37	1	3	6	47	54
12:00	62	0	6	9	77	89
12:15	45	0	3	9	57	68
12:30	60	3	4	8	75	84
12:45	70	0	6	10	86	99
13:00	57	2	2	4	65	69
13:15	65	1	3	4	73	78
13:30	60	2	2	5	69	74
13:45	67	2	2	5	76	81
14:00	108	4	3	7	122	129
14:15	118	5	3	8	134	141
14:30	57	1	3	4	65	70
14:45	74	0	3	6	83	91
15:00	76	2	3	6	87	94
15:15	73	0	2	5	80	86
15:30	71	1	3	4	79	84
15:45	101	2	2	8	113	121
16:00	71	6	2	10	89	97
16:15	73	2	3	10	88	99
16:30	77	1	3	5	86	92
16:45	66	6	9	8	89	99
17:00	50	4	3	11	68	79
17:15	74	1	7	9	91	103
17:30	88	7	7	10	112	122
17:45	80	3	5	8	96	105
18:00	82	2	1	6	91	97
18:15	86	3	2	5	96	101
18:30	69	1	2	4	76	81
18:45	73	2	1	5	81	86
19:00	76	1	2	4	83	88
19:15	64	0	1	4	69	74
19:30	60	1	2	4	67	72
19:45	53	0	1	3	57	61
20:00	39	0	1	2	42	45
20:15	34	1	1	2	38	40
20:30	32	0	0	2	34	36
20:45	30	1	1	2	34	36
21:00	22	1	0	2	25	27
21:15	27	0	1	2	30	33
21:30	19	0	0	1	20	21
21:45	15	0	0	1	16	17
22:00	76	0	1	4	81	86
22:15	38	0	0	2	40	42
22:30	26	0	0	1	27	28
22:45	22	0	0	2	24	26
23:00	16	0	0	1	17	18
23:15	12	1	0	1	14	15
23:30	10	0	0	1	11	12
23:45	6	0	0	0	6	6

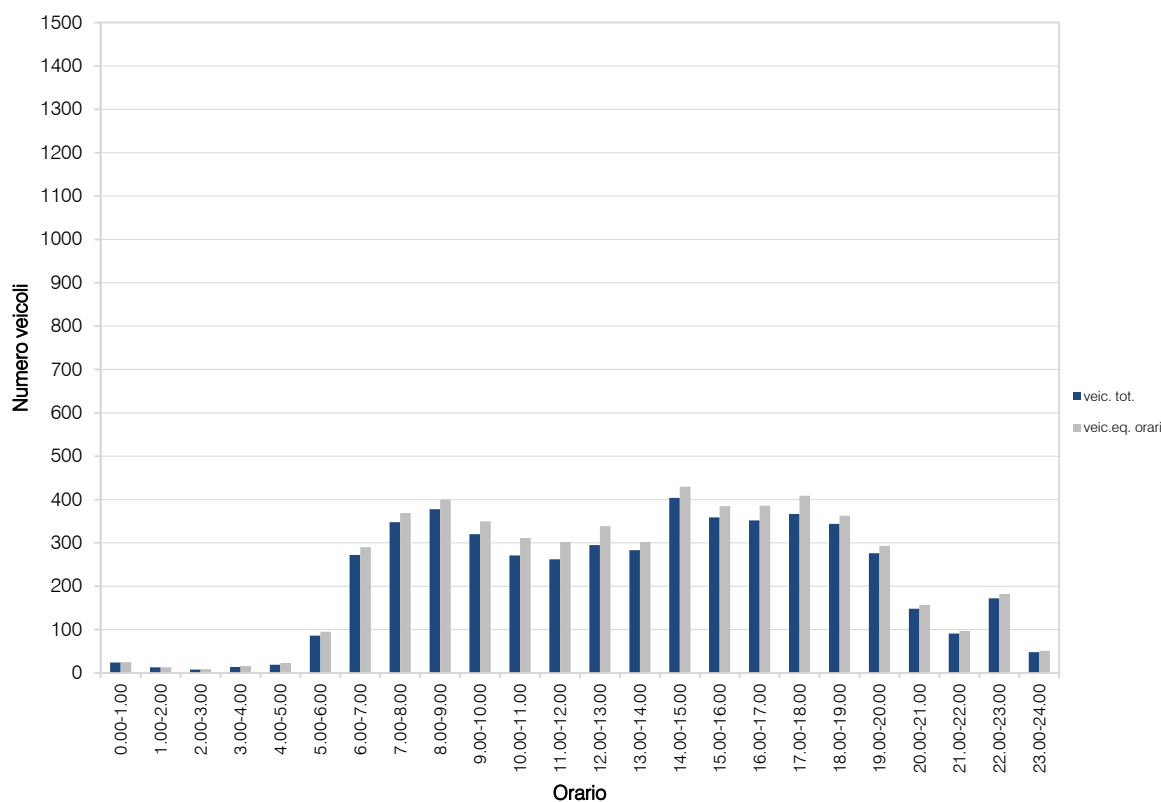
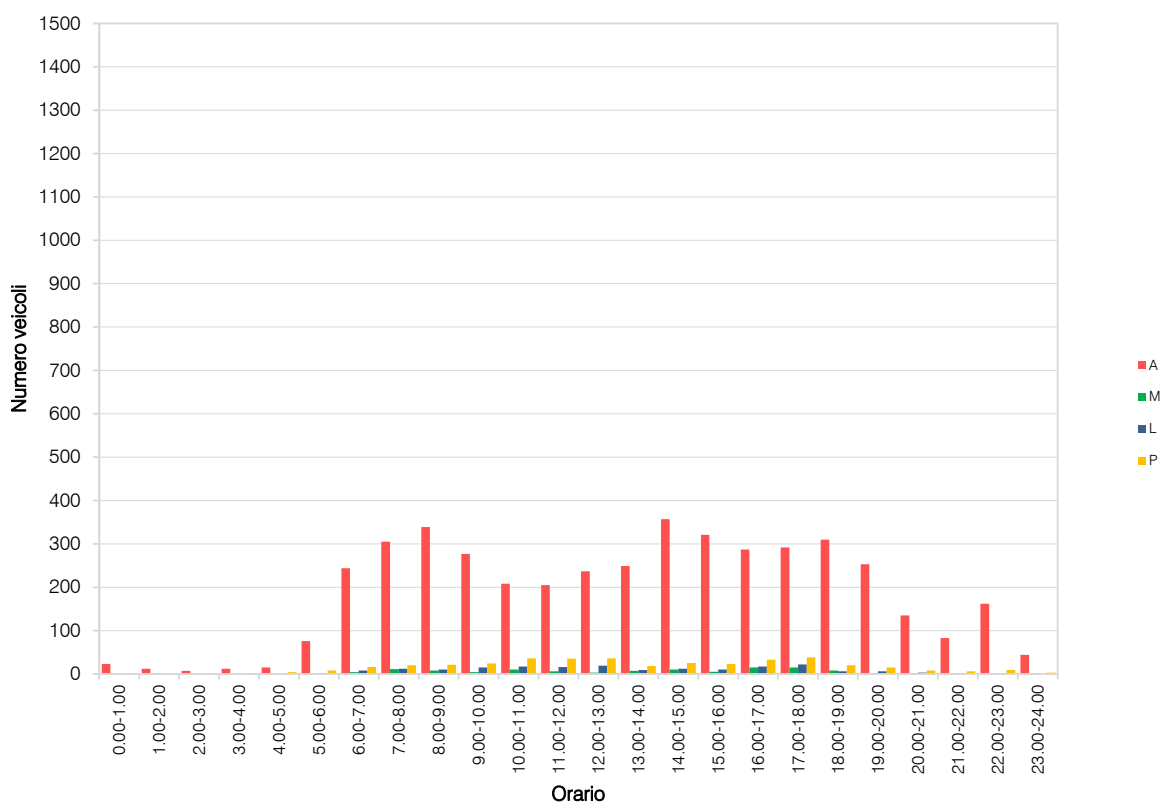
VOLUME DI TRAFFICO INTERVALLO TEMPORALE 60 min

mercoledì 22 maggio 2024

	<i>A</i>	<i>M</i>	<i>L</i>	<i>P</i>	<i>veicoli totali</i>	<i>veicoli equivalenti orari</i>
0.00-1.00	23	0	0	1	24	25
1.00-2.00	12	1	0	0	13	13
2.00-3.00	7	0	0	1	8	9
3.00-4.00	12	0	0	2	14	16
4.00-5.00	15	0	0	4	19	23
5.00-6.00	76	0	2	8	86	95
6.00-7.00	244	4	8	16	272	290
7.00-8.00	305	11	12	20	348	369
8.00-9.00	339	8	10	21	378	400
9.00-10.00	277	4	15	24	320	350
10.00-11.00	208	10	17	36	271	311
11.00-12.00	205	6	16	35	262	302
12.00-13.00	237	3	19	36	295	339
13.00-14.00	249	7	9	18	283	302
14.00-15.00	357	10	12	25	404	430
15.00-16.00	321	5	10	23	359	385
16.00-17.00	287	15	17	33	352	386
17.00-18.00	292	15	22	38	367	409
18.00-19.00	310	8	6	20	344	363
19.00-20.00	253	2	6	15	276	293
20.00-21.00	135	2	3	8	148	157
21.00-22.00	83	1	1	6	91	97
22.00-23.00	162	0	1	9	172	182
23.00-24.00	44	1	0	3	48	51
	TOT				5.154	5.597

ELABORAZIONI GRAFICHE

mercoledì 22 maggio 2024



VOLUME DI TRAFFICO INTERVALLO TEMPORALE 15 min

giovedì 23 maggio 2024

	A	M	L	P	Veicoli totali	Veic. eq.
0:00	5	0	0	1	6	7
0:15	6	0	0	0	6	6
0:30	7	1	0	0	8	8
0:45	3	0	0	0	3	3
1:00	2	0	0	0	2	2
1:15	1	0	0	1	2	3
1:30	1	0	0	0	1	1
1:45	1	0	0	0	1	1
2:00	3	0	0	0	3	3
2:15	6	0	0	0	6	6
2:30	4	0	0	1	5	6
2:45	1	0	0	0	1	1
3:00	3	0	0	1	4	5
3:15	4	0	0	1	5	6
3:30	2	0	0	1	3	4
3:45	4	0	0	0	4	4
4:00	8	0	0	2	10	12
4:15	3	0	0	1	4	5
4:30	5	0	0	2	7	9
4:45	4	0	0	1	5	6
5:00	11	0	0	3	14	17
5:15	15	0	0	3	18	21
5:30	25	0	1	2	28	31
5:45	22	0	1	3	26	30
6:00	48	0	2	3	53	57
6:15	39	0	2	3	44	48
6:30	52	0	3	4	59	65
6:45	57	1	3	5	66	72
7:00	61	1	3	6	71	78
7:15	81	1	4	4	90	96
7:30	83	4	3	6	96	102
7:45	89	3	3	6	101	107
8:00	98	4	4	5	111	116
8:15	78	1	3	8	90	99
8:30	79	1	3	7	90	98
8:45	91	1	1	7	100	107
9:00	76	0	2	6	84	91
9:15	62	0	2	4	68	73
9:30	70	3	1	5	79	83
9:45	47	1	7	8	63	74
10:00	37	2	4	8	51	60
10:15	44	2	3	12	61	74
10:30	38	0	2	6	46	53
10:45	36	7	3	9	55	62
11:00	41	1	3	13	58	72
11:15	40	1	3	8	52	61
11:30	54	4	6	14	78	93
11:45	24	1	2	7	34	42
12:00	42	0	4	8	54	64
12:15	60	1	2	6	69	76
12:30	51	1	1	5	58	63
12:45	57	1	3	6	67	74
13:00	66	1	1	6	74	80
13:15	70	1	2	5	78	84
13:30	60	1	2	5	68	74
13:45	74	0	2	5	81	87
14:00	118	3	3	9	133	142
14:15	90	3	3	6	102	108
14:30	55	1	2	6	64	71
14:45	62	1	1	7	71	78
15:00	61	2	3	5	71	77
15:15	77	1	3	5	86	92
15:30	72	0	3	6	81	89
15:45	102	2	3	8	115	124
16:00	74	8	3	6	91	95
16:15	65	4	3	6	78	84
16:30	96	3	3	6	108	114
16:45	81	3	3	6	93	99
17:00	87	1	2	7	97	105
17:15	92	4	3	6	105	111
17:30	76	8	1	5	90	92
17:45	67	13	2	5	87	87
18:00	94	4	3	6	107	113
18:15	81	1	1	4	87	91
18:30	75	1	2	4	82	87
18:45	82	1	1	4	88	92
19:00	86	0	1	5	92	98
19:15	44	0	1	3	48	52
19:30	50	1	1	3	55	58
19:45	52	3	1	3	59	61
20:00	45	1	0	2	48	50
20:15	39	0	1	2	42	45
20:30	29	0	0	2	31	33
20:45	25	0	0	1	26	27
21:00	12	0	0	0	12	12
21:15	50	2	1	11	64	75
21:30	51	3	3	10	67	77
21:45	34	0	1	2	37	40
22:00	111	0	0	5	116	121
22:15	39	0	0	2	41	43
22:30	30	0	1	2	33	36
22:45	26	0	0	2	28	30
23:00	30	0	0	1	31	32
23:15	32	0	0	2	34	36
23:30	17	0	0	1	18	19
23:45	11	0	0	0	11	11

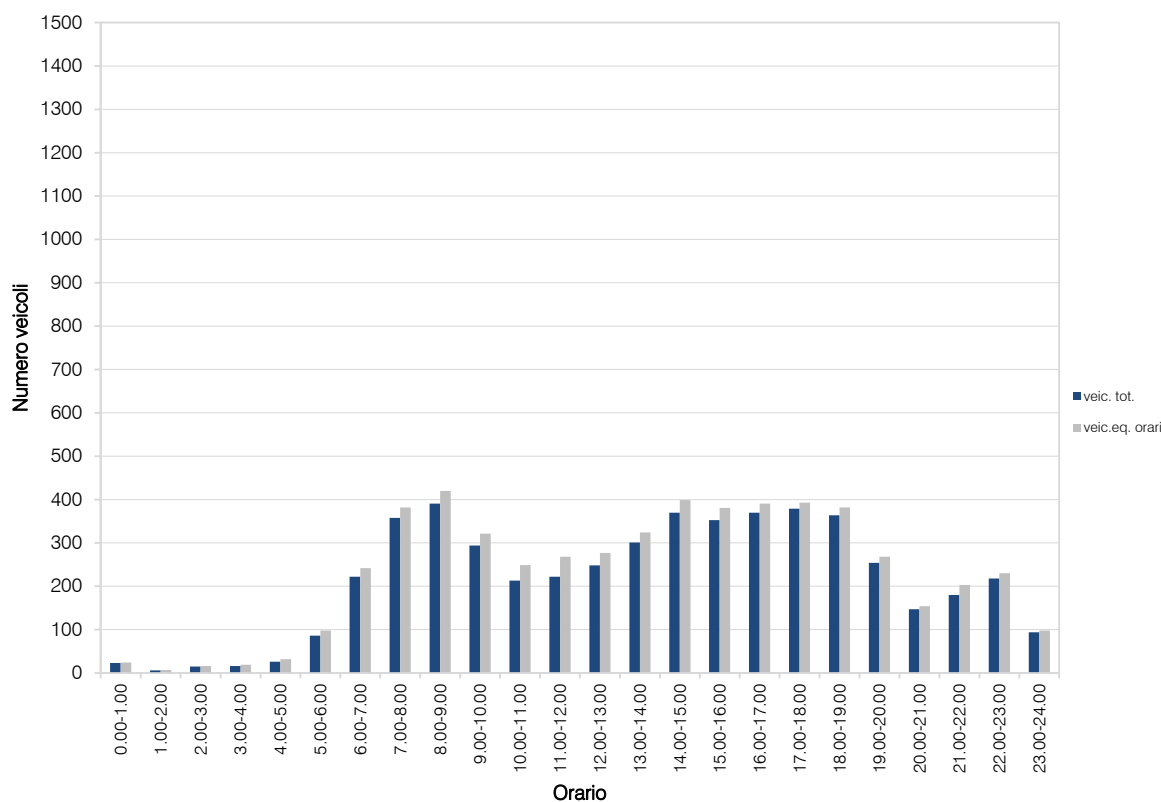
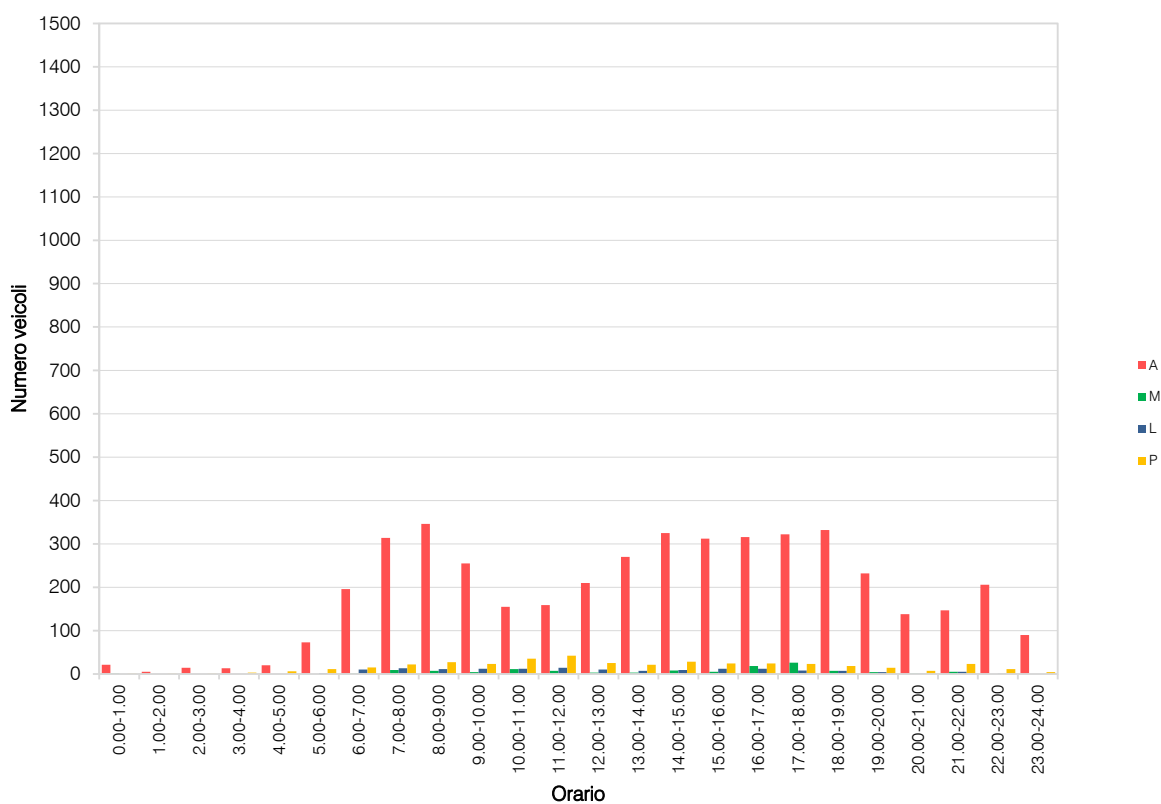
VOLUME DI TRAFFICO INTERVALLO TEMPORALE 60 min

giovedì 23 maggio 2024

	<i>A</i>	<i>M</i>	<i>L</i>	<i>P</i>	<i>veicoli totali</i>	<i>veicoli equivalenti orari</i>
0.00-1.00	21	1	0	1	23	24
1.00-2.00	5	0	0	1	6	7
2.00-3.00	14	0	0	1	15	16
3.00-4.00	13	0	0	3	16	19
4.00-5.00	20	0	0	6	26	32
5.00-6.00	73	0	2	11	86	98
6.00-7.00	196	1	10	15	222	242
7.00-8.00	314	9	13	22	358	382
8.00-9.00	346	7	11	27	391	420
9.00-10.00	255	4	12	23	294	321
10.00-11.00	155	11	12	35	213	249
11.00-12.00	159	7	14	42	222	268
12.00-13.00	210	3	10	25	248	277
13.00-14.00	270	3	7	21	301	324
14.00-15.00	325	8	9	28	370	399
15.00-16.00	312	5	12	24	353	381
16.00-17.00	316	18	12	24	370	391
17.00-18.00	322	26	8	23	379	393
18.00-19.00	332	7	7	18	364	382
19.00-20.00	232	4	4	14	254	268
20.00-21.00	138	1	1	7	147	154
21.00-22.00	147	5	5	23	180	203
22.00-23.00	206	0	1	11	218	230
23.00-24.00	90	0	0	4	94	98
	TOT				5.150	5.578

ELABORAZIONI GRAFICHE

giovedì 23 maggio 2024



RILIEVI AUTOMATICI: RADAR 9

DATI GENERALI

Via Roma, dir. nord

Giorni di rilievo

venerdì 17 maggio 2024

sabato 18 maggio 2024

domenica 19 maggio 2024

lunedì 20 maggio 2024

martedì 21 maggio 2024

mercoledì 22 maggio 2024

giovedì 23 maggio 2024



VOLUME DI TRAFFICO INTERVALLO TEMPORALE 15 min

venerdì 17 maggio 2024

	A	M	L	P	Veicoli totali	Veic. eq.
0:00	10	0	0	0	10	10
0:15	8	0	0	0	8	8
0:30	9	0	0	0	9	9
0:45	2	0	0	0	2	2
1:00	2	0	0	0	2	2
1:15	1	0	0	0	1	1
1:30	7	0	0	0	7	7
1:45	3	0	0	0	3	3
2:00	4	0	0	0	4	4
2:15	0	0	0	0	0	0
2:30	3	0	0	0	3	3
2:45	5	0	0	0	5	5
3:00	4	0	0	0	4	4
3:15	2	0	0	1	3	4
3:30	2	0	1	0	3	4
3:45	5	0	0	0	5	5
4:00	3	0	0	0	3	3
4:15	2	0	0	0	2	2
4:30	11	1	0	1	13	14
4:45	10	0	1	0	11	12
5:00	5	1	2	0	8	9
5:15	17	0	1	0	18	19
5:30	25	1	1	1	28	29
5:45	30	2	0	0	32	31
6:00	27	0	0	0	27	27
6:15	42	2	2	0	46	46
6:30	60	0	2	2	64	67
6:45	93	2	2	1	98	99
7:00	94	5	4	2	105	107
7:15	94	4	0	1	99	98
7:30	141	2	0	4	147	150
7:45	150	2	2	3	157	160
8:00	108	6	1	0	115	113
8:15	160	4	1	1	166	166
8:30	105	2	2	0	109	109
8:45	99	1	3	2	105	108
9:00	80	1	1	1	83	84
9:15	81	4	0	1	86	85
9:30	84	2	2	1	89	90
9:45	74	2	1	1	78	79
10:00	85	3	0	0	88	87
10:15	67	2	3	3	75	79
10:30	74	3	1	1	79	79
10:45	88	2	3	0	93	94
11:00	65	3	1	1	70	70
11:15	78	2	4	2	86	89
11:30	69	2	1	0	72	72
11:45	74	2	2	1	79	80
12:00	74	5	2	1	82	82
12:15	76	1	0	1	78	79
12:30	85	2	1	0	88	88
12:45	69	2	2	2	75	77
13:00	56	2	1	2	61	63
13:15	69	2	3	0	74	75
13:30	65	5	0	2	72	72
13:45	65	1	0	1	67	68
14:00	76	2	1	2	81	83
14:15	79	4	0	0	83	81
14:30	72	1	0	0	73	73
14:45	78	2	3	0	83	84
15:00	67	2	2	1	72	73
15:15	75	3	1	0	79	78
15:30	82	1	0	1	84	85
15:45	94	0	1	1	96	98
16:00	77	2	1	3	83	86
16:15	108	2	3	1	114	116
16:30	89	4	3	2	98	100
16:45	108	5	0	1	114	113
17:00	101	5	2	1	109	109
17:15	127	3	4	0	134	135
17:30	134	4	3	0	141	141
17:45	148	3	0	1	152	152
18:00	97	2	1	1	101	102
18:15	141	3	2	1	147	148
18:30	129	4	1	0	134	133
18:45	103	3	1	2	109	110
19:00	102	7	1	2	112	111
19:15	109	5	1	1	116	115
19:30	91	2	3	0	96	97
19:45	84	2	0	0	86	85
20:00	58	1	0	0	59	59
20:15	62	3	1	0	66	65
20:30	64	1	0	0	65	65
20:45	55	1	0	0	56	56
21:00	41	0	1	1	43	45
21:15	35	2	0	0	37	36
21:30	49	2	0	0	51	50
21:45	39	2	0	0	41	40
22:00	37	0	0	0	37	37
22:15	36	1	0	0	37	37
22:30	23	1	0	0	24	24
22:45	39	2	0	0	41	40
23:00	32	0	0	1	33	34
23:15	32	0	0	0	32	32
23:30	48	0	0	0	48	48
23:45	23	0	0	0	23	23

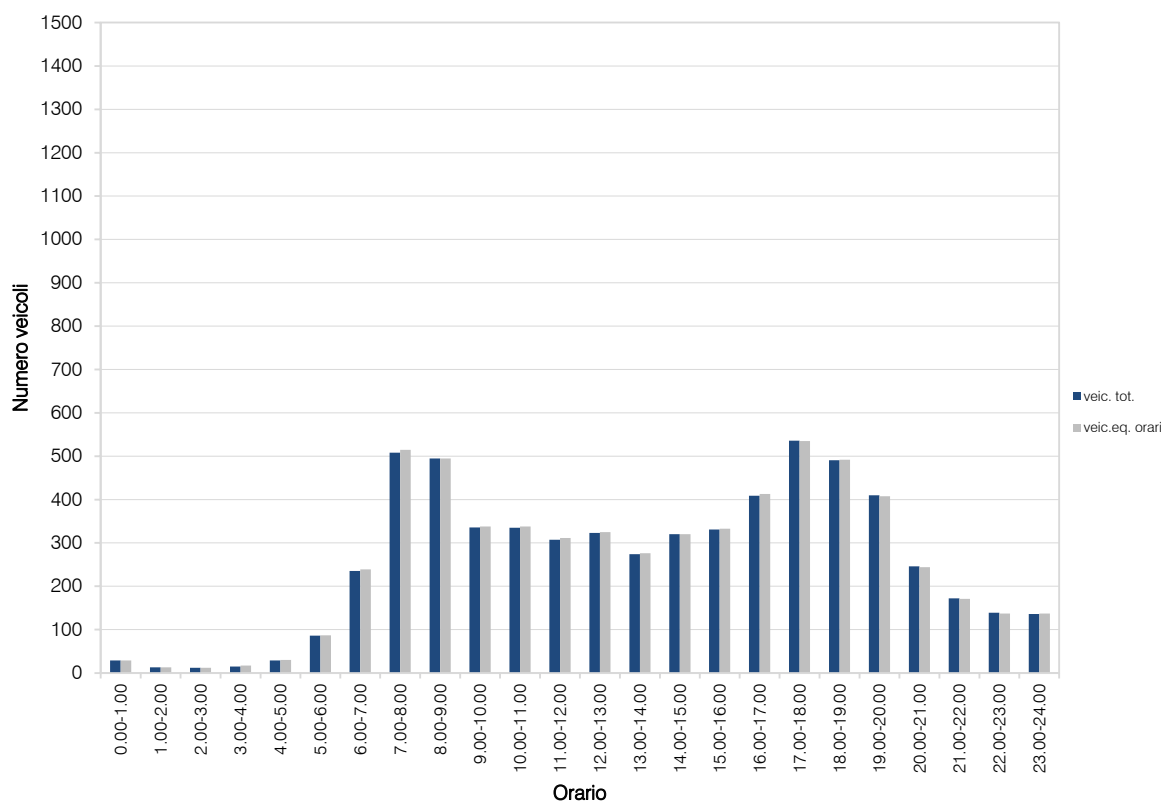
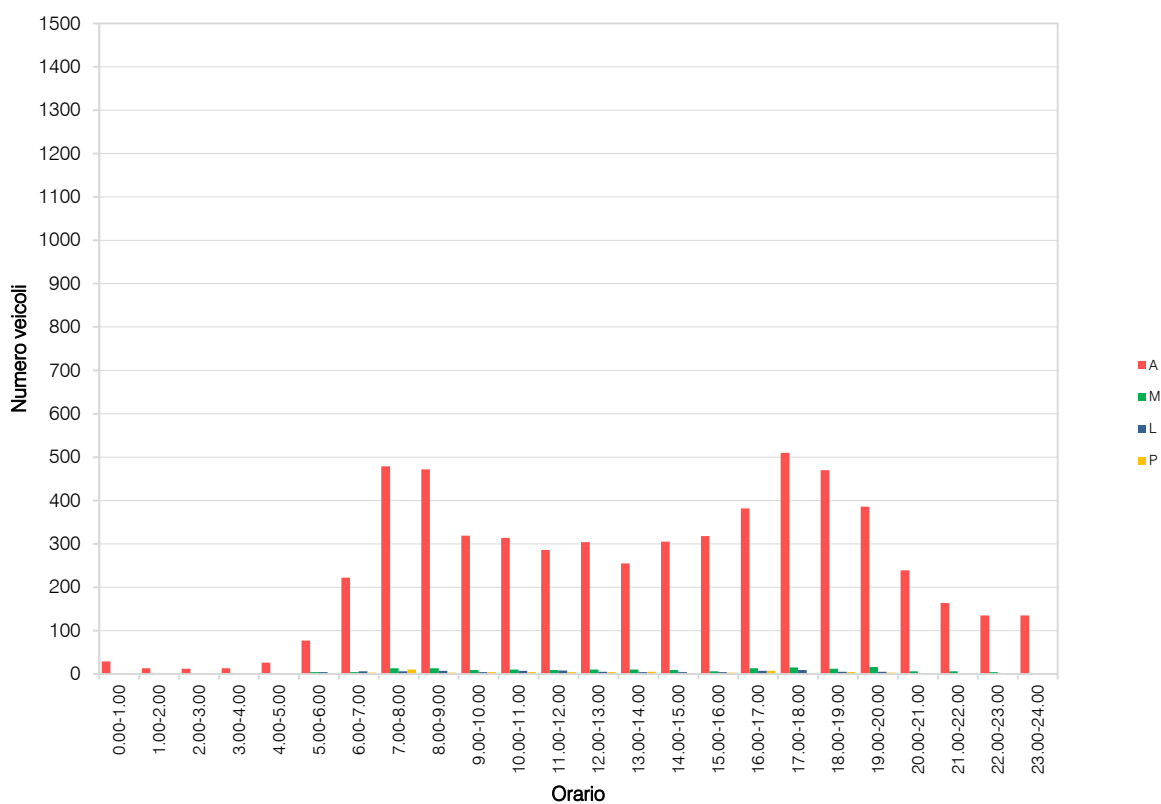
VOLUME DI TRAFFICO INTERVALLO TEMPORALE 60 min

venerdì 17 maggio 2024

	<i>A</i>	<i>M</i>	<i>L</i>	<i>P</i>	<i>veicoli totali</i>	<i>veicoli equivalenti orari</i>
0.00-1.00	29	0	0	0	29	29
1.00-2.00	13	0	0	0	13	13
2.00-3.00	12	0	0	0	12	12
3.00-4.00	13	0	1	1	15	17
4.00-5.00	26	1	1	1	29	30
5.00-6.00	77	4	4	1	86	87
6.00-7.00	222	4	6	3	235	239
7.00-8.00	479	13	6	10	508	515
8.00-9.00	472	13	7	3	495	495
9.00-10.00	319	9	4	4	336	338
10.00-11.00	314	10	7	4	335	338
11.00-12.00	286	9	8	4	307	311
12.00-13.00	304	10	5	4	323	325
13.00-14.00	255	10	4	5	274	276
14.00-15.00	305	9	4	2	320	320
15.00-16.00	318	6	4	3	331	333
16.00-17.00	382	13	7	7	409	413
17.00-18.00	510	15	9	2	536	535
18.00-19.00	470	12	5	4	491	492
19.00-20.00	386	16	5	3	410	408
20.00-21.00	239	6	1	0	246	244
21.00-22.00	164	6	1	1	172	171
22.00-23.00	135	4	0	0	139	137
23.00-24.00	135	0	0	1	136	137
	TOT				6.187	6.215

ELABORAZIONI GRAFICHE

venerdì 17 maggio 2024



VOLUME DI TRAFFICO INTERVALLO TEMPORALE 15 min

sabato 18 maggio 2024

	A	M	L	P	Veicoli totali	Veic. eq.
0:00	36	1	0	0	37	37
0:15	25	0	0	0	26	26
0:30	11	0	0	0	11	11
0:45	14	0	0	0	14	14
1:00	16	1	0	0	17	17
1:15	13	1	0	0	14	14
1:30	12	0	0	0	12	12
1:45	7	0	0	0	7	7
2:00	6	0	0	0	6	6
2:15	5	0	0	0	5	5
2:30	9	0	0	0	9	9
2:45	3	0	0	0	3	3
3:00	2	0	0	0	2	2
3:15	5	1	0	0	6	6
3:30	7	0	0	0	7	7
3:45	8	0	0	0	8	8
4:00	4	0	0	0	4	4
4:15	13	0	0	0	13	13
4:30	3	0	0	0	3	3
4:45	3	0	1	0	4	5
5:00	8	0	1	0	9	10
5:15	14	0	2	0	16	17
5:30	15	1	0	0	16	16
5:45	18	1	1	0	20	20
6:00	16	0	1	0	17	18
6:15	27	0	0	0	27	27
6:30	39	1	0	0	40	40
6:45	34	0	0	1	35	36
7:00	35	1	0	2	38	40
7:15	48	2	2	1	53	54
7:30	59	1	0	2	62	64
7:45	74	1	0	0	75	75
8:00	70	1	0	1	72	73
8:15	57	1	1	1	60	61
8:30	87	1	1	1	90	91
8:45	79	5	1	2	87	87
9:00	92	4	1	0	97	96
9:15	96	1	0	0	97	97
9:30	112	4	1	1	118	118
9:45	115	2	0	0	117	116
10:00	97	1	0	0	98	98
10:15	100	1	0	0	101	101
10:30	104	0	2	0	106	107
10:45	89	4	1	2	96	97
11:00	89	4	3	0	96	96
11:15	84	5	0	1	90	89
11:30	99	5	1	0	105	103
11:45	94	4	1	0	99	98
12:00	80	4	1	0	85	84
12:15	88	2	0	1	91	91
12:30	57	1	0	2	60	62
12:45	59	0	1	2	62	65
13:00	43	1	2	1	47	49
13:15	46	2	0	0	48	47
13:30	58	1	0	1	60	61
13:45	60	2	0	3	65	67
14:00	47	2	0	0	49	48
14:15	62	1	1	2	66	68
14:30	48	3	0	0	51	50
14:45	59	1	4	0	64	66
15:00	59	3	0	0	62	61
15:15	74	1	0	0	75	75
15:30	54	1	1	2	58	60
15:45	84	2	0	0	86	85
16:00	60	2	0	0	62	61
16:15	65	2	2	0	69	69
16:30	67	1	0	1	69	70
16:45	79	2	0	0	81	80
17:00	65	3	0	1	69	69
17:15	79	3	2	0	84	84
17:30	59	3	0	0	62	61
17:45	78	6	0	0	84	81
18:00	86	2	0	1	89	89
18:15	88	1	1	1	91	92
18:30	83	1	0	0	84	84
18:45	80	0	1	0	81	82
19:00	76	1	0	0	77	77
19:15	84	2	0	0	86	85
19:30	78	0	0	1	79	80
19:45	68	0	1	0	69	70
20:00	47	0	0	0	47	47
20:15	60	0	0	0	60	60
20:30	49	2	1	0	52	52
20:45	55	1	0	0	56	56
21:00	37	2	0	0	39	38
21:15	36	1	0	0	37	37
21:30	44	1	0	0	45	45
21:45	31	1	1	0	33	33
22:00	38	1	0	0	39	39
22:15	40	1	0	0	41	41
22:30	33	1	0	0	34	34
22:45	34	2	0	0	36	35
23:00	39	4	0	0	43	41
23:15	44	1	0	0	45	45
23:30	41	0	0	0	41	41
23:45	41	0	0	0	41	41

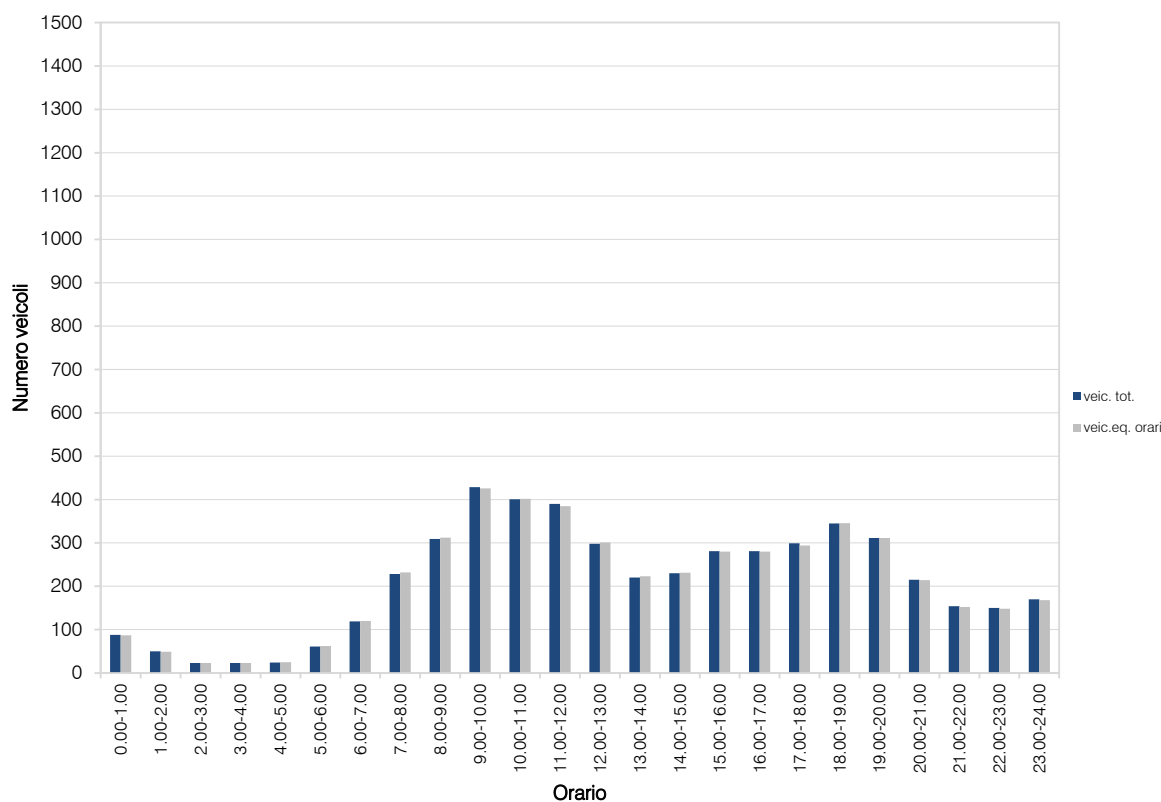
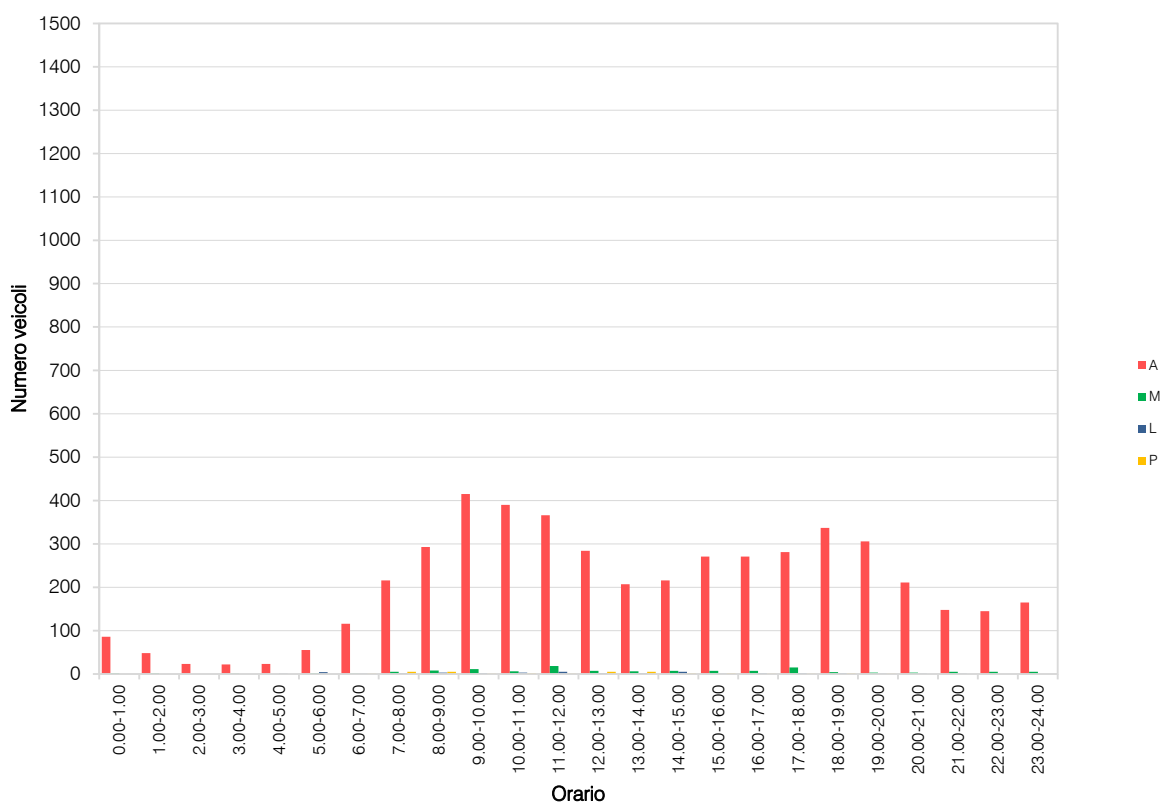
VOLUME DI TRAFFICO INTERVALLO TEMPORALE 60 min

sabato 18 maggio 2024

	<i>A</i>	<i>M</i>	<i>L</i>	<i>P</i>	<i>veicoli totali</i>	<i>veicoli equivalenti orari</i>
0.00-1.00	86	2	0	0	88	87
1.00-2.00	48	2	0	0	50	49
2.00-3.00	23	0	0	0	23	23
3.00-4.00	22	1	0	0	23	23
4.00-5.00	23	0	1	0	24	25
5.00-6.00	55	2	4	0	61	62
6.00-7.00	116	1	1	1	119	120
7.00-8.00	216	5	2	5	228	232
8.00-9.00	293	8	3	5	309	312
9.00-10.00	415	11	2	1	429	426
10.00-11.00	390	6	3	2	401	402
11.00-12.00	366	18	5	1	390	385
12.00-13.00	284	7	2	5	298	301
13.00-14.00	207	6	2	5	220	223
14.00-15.00	216	7	5	2	230	231
15.00-16.00	271	7	1	2	281	280
16.00-17.00	271	7	2	1	281	280
17.00-18.00	281	15	2	1	299	294
18.00-19.00	337	4	2	2	345	346
19.00-20.00	306	3	1	1	311	311
20.00-21.00	211	3	1	0	215	214
21.00-22.00	148	5	1	0	154	152
22.00-23.00	145	5	0	0	150	148
23.00-24.00	165	5	0	0	170	168
	TOT				5.099	5.094

ELABORAZIONI GRAFICHE

sabato 18 maggio 2024



VOLUME DI TRAFFICO INTERVALLO TEMPORALE 15 min

domenica 19 maggio 2024

	A	M	L	P	Veicoli totali	Veic. eq.
0:00	21	1	0	0	22	22
0:15	35	0	0	0	35	35
0:30	27	0	0	0	27	27
0:45	18	0	0	0	18	18
1:00	17	0	0	0	17	17
1:15	21	0	0	0	21	21
1:30	9	1	0	0	10	10
1:45	15	0	0	0	15	15
2:00	6	0	0	0	6	6
2:15	2	0	0	0	2	2
2:30	3	0	0	0	3	3
2:45	3	0	0	0	3	3
3:00	6	0	0	0	6	6
3:15	7	0	0	0	7	7
3:30	5	0	0	0	5	5
3:45	2	0	0	0	2	2
4:00	3	0	0	0	3	3
4:15	5	0	0	0	5	5
4:30	2	0	0	0	2	2
4:45	6	0	0	0	6	6
5:00	4	0	0	0	4	4
5:15	5	1	0	0	6	6
5:30	6	0	0	0	6	6
5:45	6	0	0	0	6	6
6:00	11	2	0	0	13	12
6:15	12	0	0	0	12	12
6:30	14	0	0	0	14	14
6:45	33	0	0	0	33	33
7:00	38	1	0	0	39	39
7:15	35	2	0	0	37	36
7:30	45	2	0	0	47	46
7:45	40	1	0	0	41	41
8:00	33	2	0	0	35	34
8:15	35	2	0	0	37	36
8:30	42	2	0	0	44	43
8:45	52	2	0	0	54	53
9:00	54	1	0	0	55	55
9:15	36	2	0	0	38	37
9:30	46	3	0	0	49	48
9:45	56	4	0	0	60	58
10:00	58	6	0	0	64	61
10:15	68	2	1	0	71	71
10:30	73	1	0	0	74	74
10:45	68	2	0	0	70	69
11:00	68	3	1	0	72	71
11:15	52	3	0	0	55	54
11:30	76	3	0	0	79	78
11:45	66	3	0	0	69	68
12:00	55	2	1	0	58	58
12:15	64	2	0	0	66	65
12:30	49	0	0	0	49	49
12:45	46	2	0	0	48	47
13:00	42	1	0	0	43	43
13:15	36	1	0	0	37	37
13:30	32	0	0	0	32	32
13:45	28	3	0	0	31	30
14:00	32	2	0	0	34	33
14:15	35	2	0	0	37	36
14:30	49	2	0	0	51	50
14:45	46	2	0	0	48	47
15:00	54	0	0	0	54	54
15:15	45	0	0	0	45	45
15:30	59	3	0	0	62	61
15:45	55	1	0	0	56	56
16:00	52	2	0	0	54	53
16:15	62	1	1	0	64	64
16:30	56	2	1	0	59	59
16:45	56	1	0	0	57	57
17:00	79	4	0	0	83	81
17:15	57	1	0	0	58	58
17:30	70	2	0	0	72	71
17:45	61	0	0	0	61	61
18:00	59	3	0	0	62	61
18:15	70	5	0	0	75	73
18:30	73	2	1	0	76	76
18:45	54	0	0	0	54	54
19:00	68	1	0	0	69	69
19:15	68	1	0	0	69	69
19:30	64	2	1	0	67	67
19:45	54	3	0	0	57	56
20:00	55	1	0	0	56	56
20:15	40	1	0	0	41	41
20:30	35	0	0	0	35	35
20:45	44	0	0	0	44	44
21:00	44	1	0	0	45	45
21:15	28	1	0	0	29	29
21:30	42	0	0	0	42	42
21:45	41	0	0	0	41	41
22:00	43	0	0	0	43	43
22:15	43	0	0	0	43	43
22:30	34	0	0	0	34	34
22:45	37	0	0	0	37	37
23:00	38	0	0	0	38	38
23:15	16	1	0	0	17	17
23:30	23	1	0	0	24	24
23:45	9	0	0	0	9	9

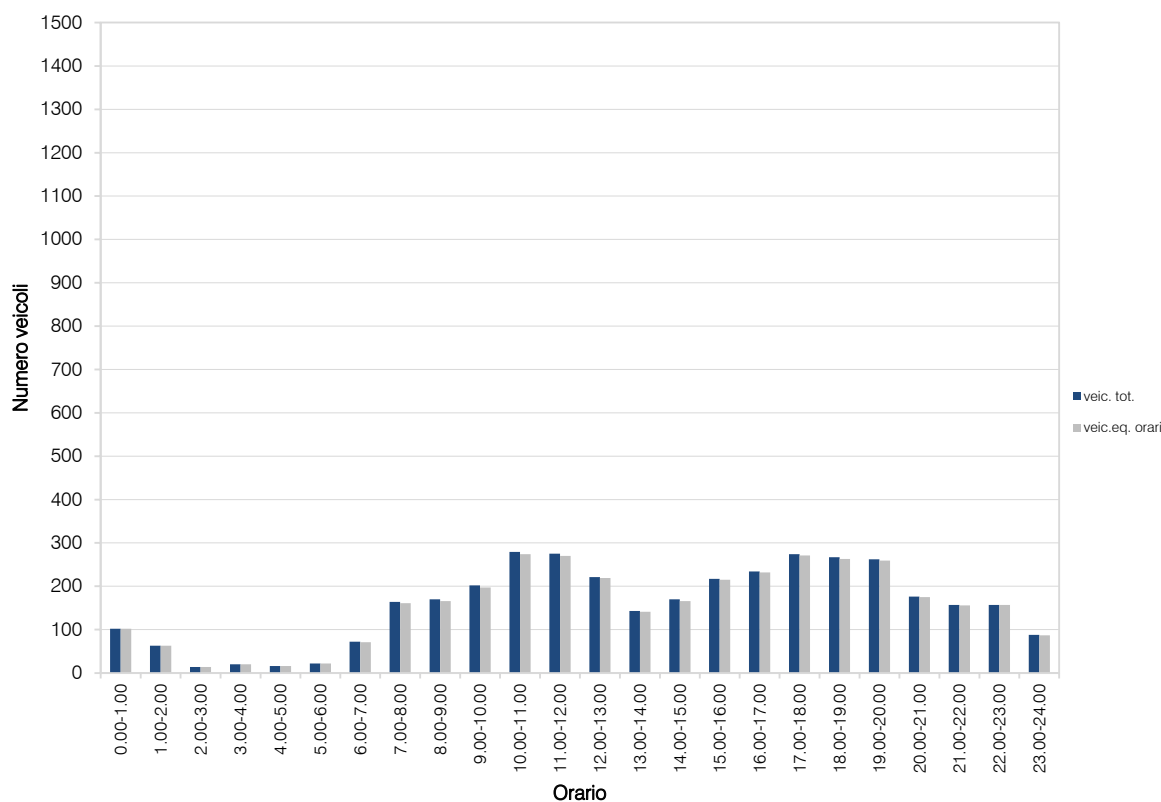
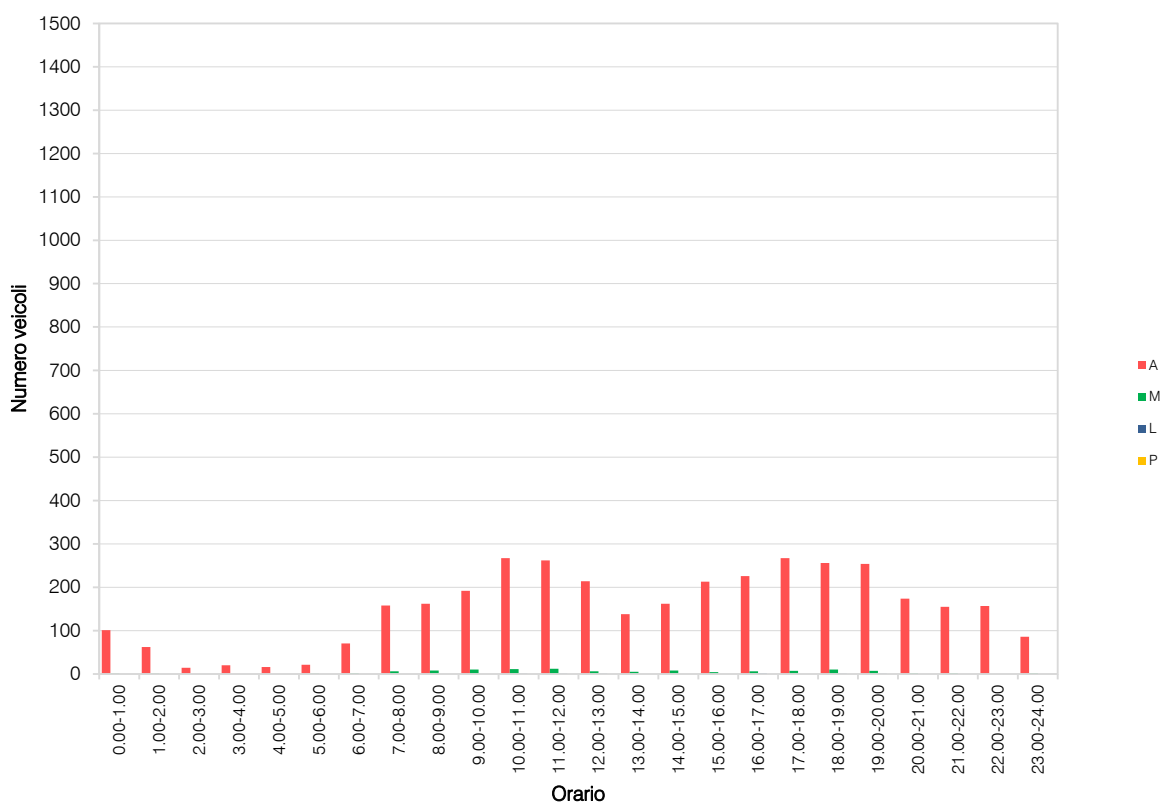
VOLUME DI TRAFFICO INTERVALLO TEMPORALE 60 min

domenica 19 maggio 2024

	<i>A</i>	<i>M</i>	<i>L</i>	<i>P</i>	<i>veicoli totali</i>	<i>veicoli equivalenti orari</i>
0.00-1.00	101	1	0	0	102	102
1.00-2.00	62	1	0	0	63	63
2.00-3.00	14	0	0	0	14	14
3.00-4.00	20	0	0	0	20	20
4.00-5.00	16	0	0	0	16	16
5.00-6.00	21	1	0	0	22	22
6.00-7.00	70	2	0	0	72	71
7.00-8.00	158	6	0	0	164	161
8.00-9.00	162	8	0	0	170	166
9.00-10.00	192	10	0	0	202	197
10.00-11.00	267	11	1	0	279	274
11.00-12.00	262	12	1	0	275	270
12.00-13.00	214	6	1	0	221	219
13.00-14.00	138	5	0	0	143	141
14.00-15.00	162	8	0	0	170	166
15.00-16.00	213	4	0	0	217	215
16.00-17.00	226	6	2	0	234	232
17.00-18.00	267	7	0	0	274	271
18.00-19.00	256	10	1	0	267	263
19.00-20.00	254	7	1	0	262	259
20.00-21.00	174	2	0	0	176	175
21.00-22.00	155	2	0	0	157	156
22.00-23.00	157	0	0	0	157	157
23.00-24.00	86	2	0	0	88	87
				TOT	3.765	3.717

ELABORAZIONI GRAFICHE

domenica 19 maggio 2024



VOLUME DI TRAFFICO INTERVALLO TEMPORALE 15 min

lunedì 20 maggio 2024

	A	M	L	P	Veicoli totali	Veic. eq.
0:00	4	1	0	0	5	5
0:15	10	0	0	0	10	10
0:30	8	0	0	0	8	8
0:45	9	0	0	0	9	9
1:00	2	0	0	0	2	2
1:15	5	0	0	0	5	5
1:30	3	0	0	0	3	3
1:45	4	0	0	0	4	4
2:00	3	0	0	0	3	3
2:15	2	0	0	0	2	2
2:30	3	0	0	0	3	3
2:45	2	0	0	0	2	2
3:00	2	0	0	0	2	2
3:15	4	0	0	0	4	4
3:30	6	0	1	1	8	10
3:45	4	0	1	0	5	6
4:00	2	0	0	0	2	2
4:15	6	1	0	0	7	7
4:30	6	0	0	0	6	6
4:45	7	1	0	0	8	8
5:00	10	0	2	0	12	13
5:15	13	0	0	0	13	13
5:30	31	0	1	0	32	33
5:45	34	1	0	0	35	35
6:00	22	0	0	0	22	22
6:15	46	4	2	0	52	51
6:30	69	1	2	2	74	77
6:45	95	2	4	1	102	104
7:00	101	2	0	1	104	104
7:15	81	6	1	3	91	92
7:30	135	1	3	6	145	152
7:45	157	3	3	1	164	165
8:00	127	1	1	2	131	133
8:15	126	3	3	3	135	138
8:30	127	1	2	2	132	135
8:45	99	1	1	0	101	101
9:00	74	2	0	0	76	75
9:15	61	3	3	1	68	69
9:30	54	1	2	2	59	62
9:45	57	4	0	0	61	59
10:00	67	0	1	1	69	71
10:15	73	2	1	0	76	76
10:30	72	1	1	0	74	74
10:45	68	1	4	0	73	75
11:00	75	1	1	0	77	77
11:15	59	2	4	0	65	66
11:30	71	2	0	0	73	72
11:45	52	1	1	0	54	54
12:00	64	1	0	3	68	71
12:15	51	1	3	1	56	58
12:30	66	2	1	0	69	69
12:45	64	3	1	2	70	71
13:00	62	2	1	1	66	67
13:15	77	4	1	0	82	81
13:30	77	2	1	1	81	82
13:45	84	3	0	0	87	86
14:00	72	3	2	3	80	83
14:15	61	1	3	0	65	66
14:30	75	1	0	1	77	78
14:45	64	1	1	0	66	66
15:00	62	1	1	1	65	66
15:15	70	1	0	4	75	79
15:30	68	1	2	1	72	74
15:45	104	4	1	1	110	110
16:00	89	1	0	1	91	92
16:15	70	1	2	0	73	74
16:30	92	1	2	0	95	96
16:45	75	1	0	1	77	78
17:00	72	6	0	2	80	79
17:15	132	6	1	1	140	139
17:30	96	1	4	1	102	105
17:45	123	2	1	1	127	128
18:00	159	6	1	1	167	166
18:15	108	3	2	4	117	121
18:30	138	4	0	2	144	144
18:45	113	4	0	2	119	119
19:00	85	3	0	0	88	87
19:15	84	1	1	0	86	86
19:30	67	3	0	0	70	69
19:45	89	3	0	0	92	91
20:00	62	1	1	0	64	64
20:15	50	0	0	0	50	50
20:30	42	1	0	0	43	43
20:45	43	0	0	0	43	43
21:00	32	1	0	0	33	33
21:15	21	0	1	0	22	23
21:30	24	0	0	0	24	24
21:45	30	0	0	0	30	30
22:00	41	1	0	0	42	42
22:15	25	0	0	0	25	25
22:30	24	0	0	0	24	24
22:45	24	0	0	0	24	24
23:00	19	2	0	0	21	20
23:15	10	0	0	0	10	10
23:30	12	1	0	0	13	13
23:45	12	0	0	0	12	12

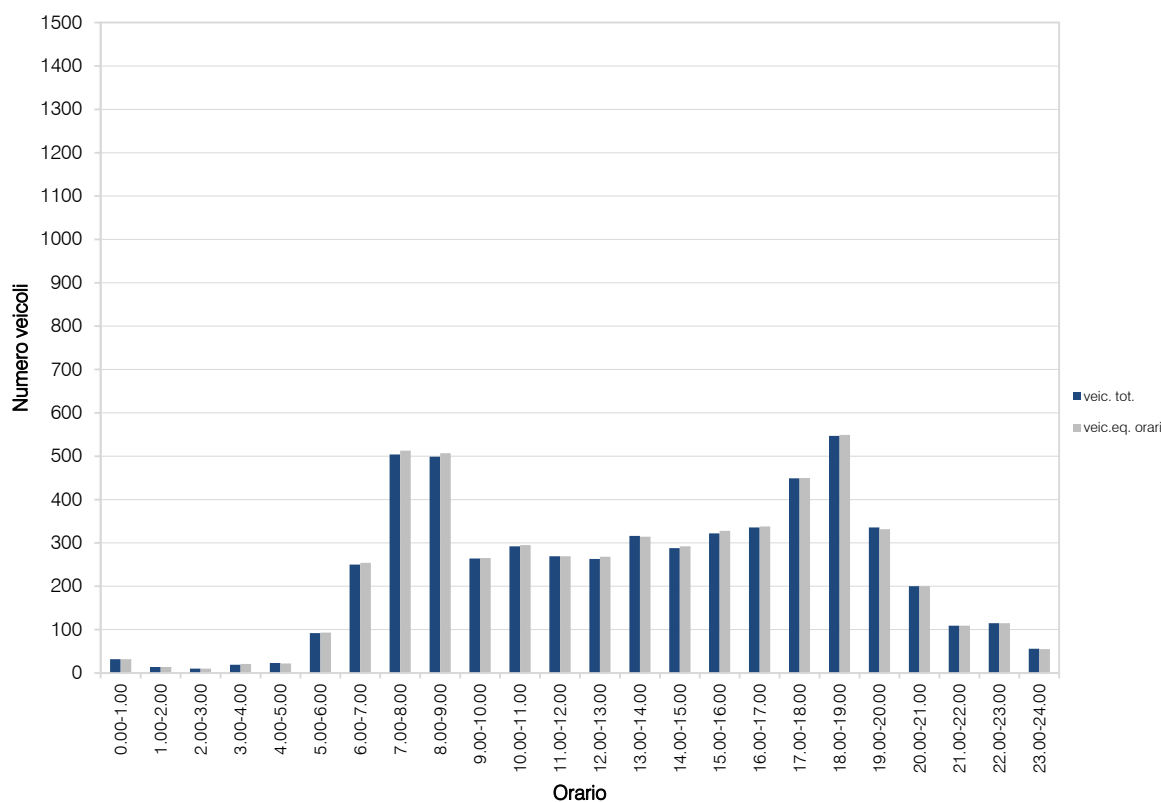
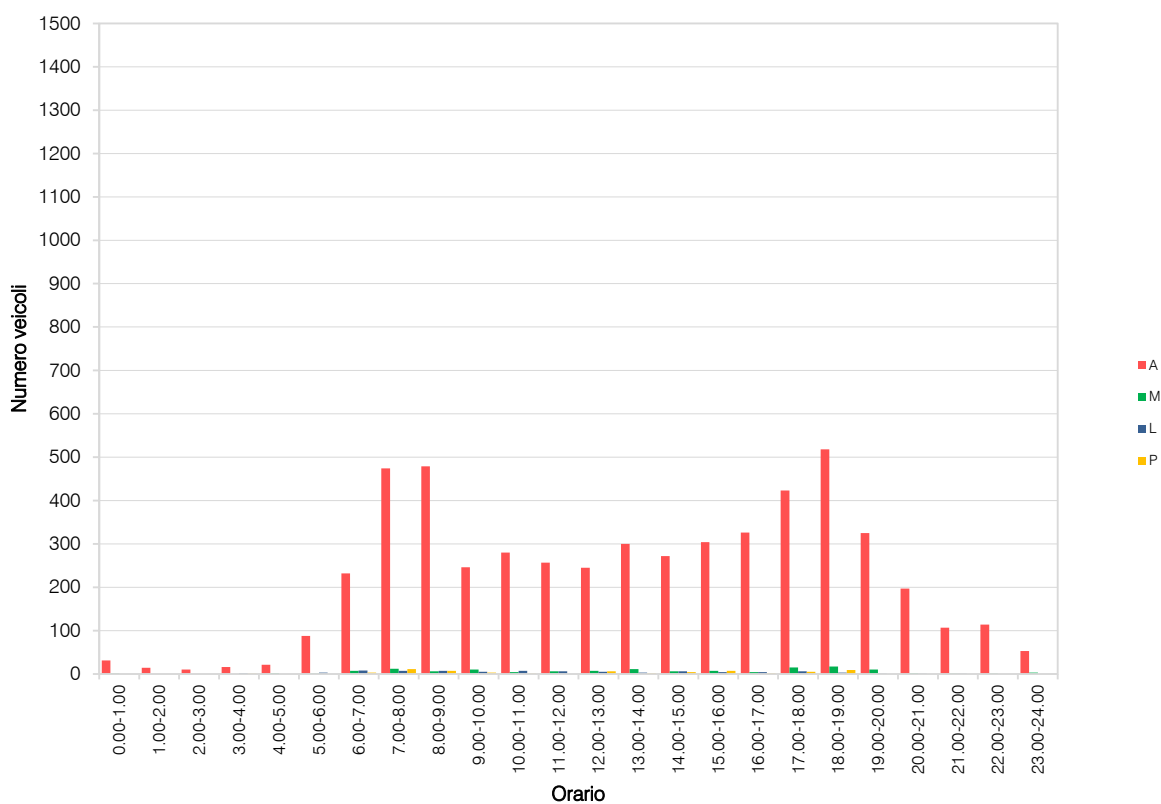
VOLUME DI TRAFFICO INTERVALLO TEMPORALE 60 min

lunedì 20 maggio 2024

	A	M	L	P	veicoli totali	veicoli equivalenti orari
0.00-1.00	31	1	0	0	32	32
1.00-2.00	14	0	0	0	14	14
2.00-3.00	10	0	0	0	10	10
3.00-4.00	16	0	2	1	19	21
4.00-5.00	21	2	0	0	23	22
5.00-6.00	88	1	3	0	92	93
6.00-7.00	232	7	8	3	250	254
7.00-8.00	474	12	7	11	504	513
8.00-9.00	479	6	7	7	499	507
9.00-10.00	246	10	5	3	264	265
10.00-11.00	280	4	7	1	292	295
11.00-12.00	257	6	6	0	269	269
12.00-13.00	245	7	5	6	263	268
13.00-14.00	300	11	3	2	316	314
14.00-15.00	272	6	6	4	288	292
15.00-16.00	304	7	4	7	322	328
16.00-17.00	326	4	4	2	336	338
17.00-18.00	423	15	6	5	449	450
18.00-19.00	518	17	3	9	547	549
19.00-20.00	325	10	1	0	336	332
20.00-21.00	197	2	1	0	200	200
21.00-22.00	107	1	1	0	109	109
22.00-23.00	114	1	0	0	115	115
23.00-24.00	53	3	0	0	56	55
TOT					5.605	5.645

ELABORAZIONI GRAFICHE

lunedì 20 maggio 2024



VOLUME DI TRAFFICO INTERVALLO TEMPORALE 15 min

martedì 21 maggio 2024

	A	M	L	P	Veicoli totali	Veic. eq.
0:00	3	0	0	0	3	3
0:15	5	0	0	0	5	5
0:30	9	1	0	0	10	10
0:45	4	0	0	0	4	4
1:00	1	1	0	0	2	2
1:15	1	0	0	0	1	1
1:30	3	0	0	0	3	3
1:45	1	0	0	0	1	1
2:00	3	0	0	0	3	3
2:15	1	0	0	0	1	1
2:30	2	0	0	0	2	2
2:45	2	0	0	0	2	2
3:00	3	0	0	1	4	5
3:15	4	0	0	0	4	4
3:30	4	0	0	0	4	4
3:45	4	0	0	0	4	4
4:00	1	0	0	0	1	1
4:15	3	1	0	0	4	4
4:30	5	0	0	0	5	5
4:45	6	0	0	0	6	6
5:00	7	0	1	1	9	11
5:15	6	1	1	0	8	8
5:30	26	1	0	0	27	27
5:45	29	2	0	1	32	32
6:00	18	0	2	0	20	21
6:15	36	4	1	0	41	40
6:30	63	2	0	0	65	64
6:45	89	1	3	2	95	98
7:00	103	3	3	1	110	111
7:15	74	5	2	2	83	84
7:30	148	6	3	1	158	158
7:45	134	4	2	2	142	143
8:00	130	7	1	2	140	139
8:15	158	2	3	1	164	166
8:30	144	4	1	2	151	152
8:45	112	6	2	1	121	120
9:00	91	1	1	1	94	95
9:15	80	1	2	1	84	86
9:30	76	2	0	2	80	81
9:45	79	1	3	1	84	86
10:00	95	5	1	2	103	103
10:15	66	4	0	0	70	68
10:30	57	6	1	0	64	62
10:45	59	2	3	0	64	65
11:00	86	4	1	1	92	92
11:15	59	0	0	1	60	61
11:30	71	2	3	1	77	79
11:45	68	2	0	0	70	69
12:00	71	1	1	2	75	77
12:15	66	1	0	0	67	67
12:30	67	2	1	0	70	70
12:45	55	6	0	1	62	60
13:00	63	4	2	0	69	68
13:15	69	7	1	0	77	74
13:30	72	9	0	0	81	77
13:45	65	3	0	0	68	67
14:00	66	5	1	1	73	72
14:15	58	3	0	4	65	68
14:30	56	2	2	0	60	60
14:45	79	1	2	3	85	89
15:00	69	2	2	1	74	75
15:15	68	2	2	0	72	72
15:30	67	6	0	0	73	70
15:45	122	3	2	1	128	129
16:00	78	1	0	2	81	83
16:15	84	3	2	2	91	93
16:30	104	0	3	2	109	113
16:45	102	2	3	3	110	114
17:00	83	2	1	1	87	88
17:15	121	4	3	1	129	130
17:30	150	4	5	2	161	164
17:45	143	1	3	1	148	150
18:00	122	4	2	2	130	131
18:15	122	5	4	1	132	133
18:30	133	5	1	2	141	141
18:45	125	2	3	2	132	135
19:00	102	2	2	1	107	108
19:15	89	0	1	1	91	93
19:30	68	1	1	0	70	70
19:45	72	2	0	1	75	75
20:00	68	0	1	0	69	70
20:15	47	0	0	1	48	49
20:30	34	1	0	0	35	35
20:45	30	2	0	1	33	33
21:00	24	1	0	0	25	25
21:15	26	0	0	0	26	26
21:30	33	0	1	0	34	35
21:45	21	0	0	1	22	23
22:00	26	0	0	1	27	28
22:15	42	0	0	0	42	42
22:30	22	1	0	0	23	23
22:45	45	0	0	1	46	47
23:00	17	1	0	0	18	18
23:15	26	0	0	0	26	26
23:30	16	0	0	0	16	16
23:45	13	0	0	0	13	13

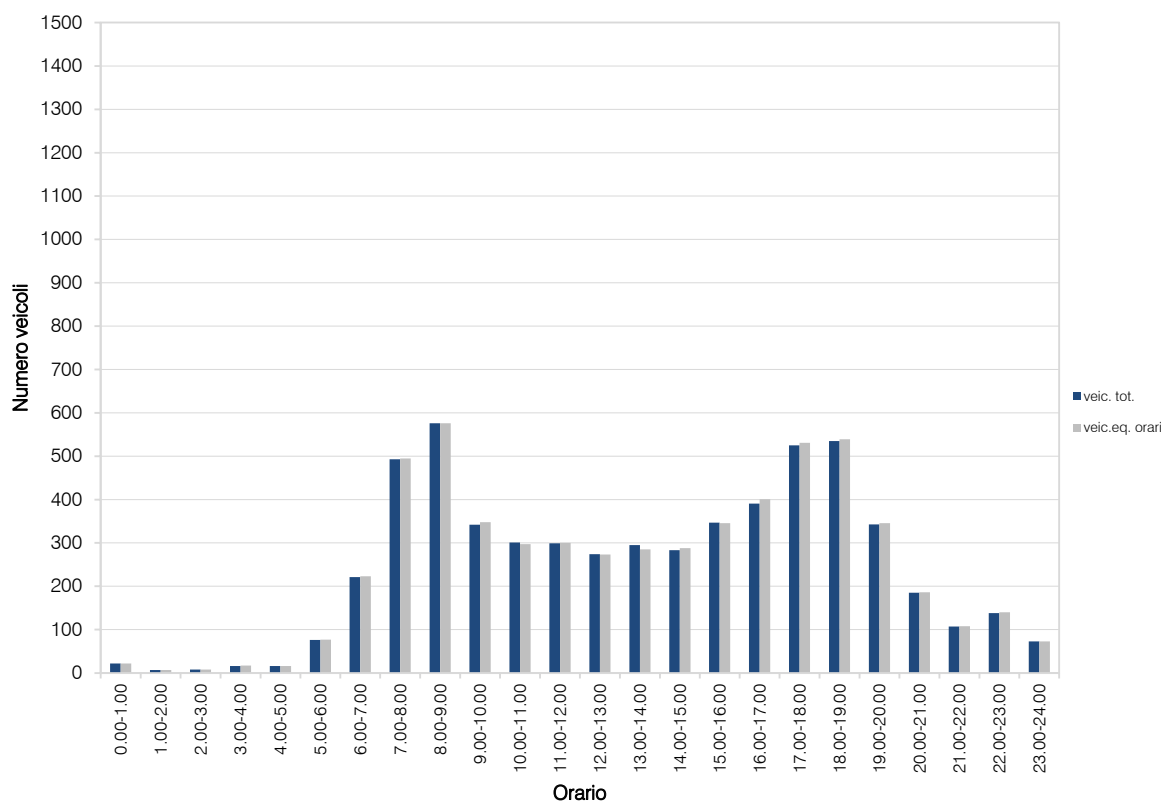
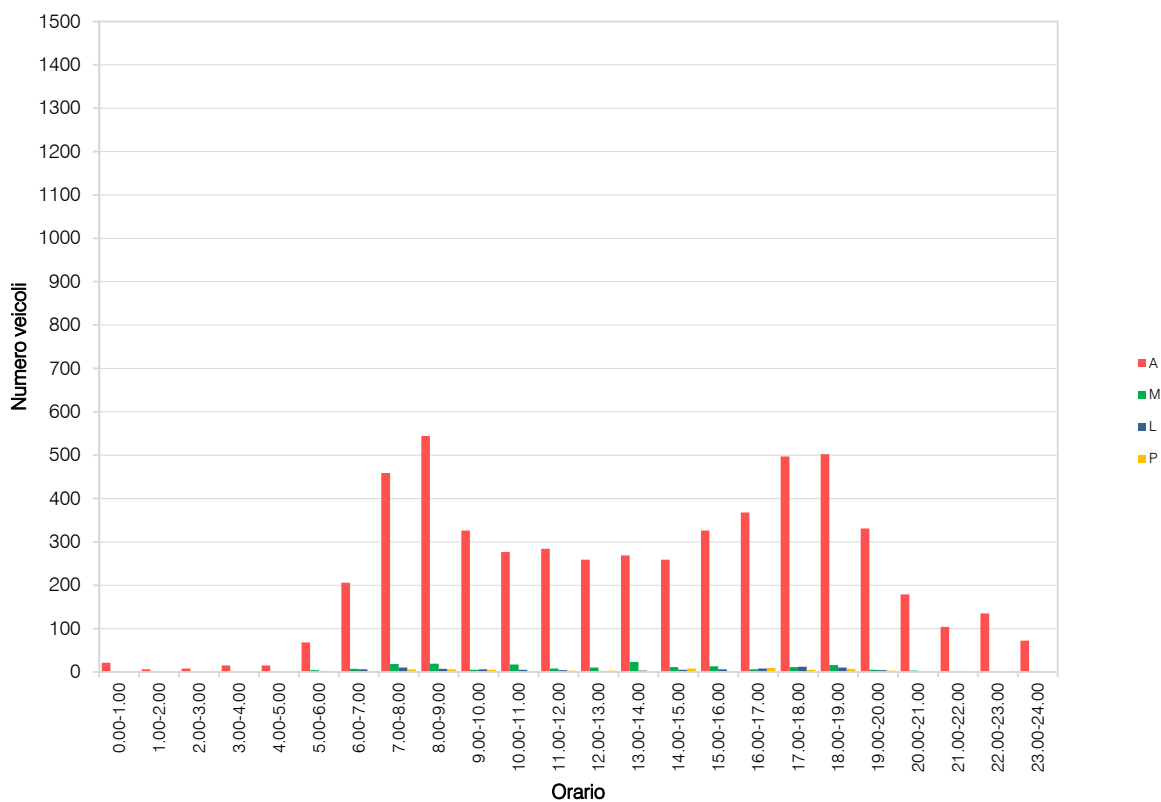
VOLUME DI TRAFFICO INTERVALLO TEMPORALE 60 min

martedì 21 maggio 2024

	A	M	L	P	veicoli totali	veicoli equivalenti orari
0.00-1.00	21	1	0	0	22	22
1.00-2.00	6	1	0	0	7	7
2.00-3.00	8	0	0	0	8	8
3.00-4.00	15	0	0	1	16	17
4.00-5.00	15	1	0	0	16	16
5.00-6.00	68	4	2	2	76	77
6.00-7.00	206	7	6	2	221	223
7.00-8.00	459	18	10	6	493	495
8.00-9.00	544	19	7	6	576	576
9.00-10.00	326	5	6	5	342	348
10.00-11.00	277	17	5	2	301	297
11.00-12.00	284	8	4	3	299	300
12.00-13.00	259	10	2	3	274	273
13.00-14.00	269	23	3	0	295	285
14.00-15.00	259	11	5	8	283	288
15.00-16.00	326	13	6	2	347	346
16.00-17.00	368	6	8	9	391	401
17.00-18.00	497	11	12	5	525	531
18.00-19.00	502	16	10	7	535	539
19.00-20.00	331	5	4	3	343	346
20.00-21.00	179	3	1	2	185	186
21.00-22.00	104	1	1	1	107	108
22.00-23.00	135	1	0	2	138	140
23.00-24.00	72	1	0	0	73	73
TOT					5.873	5.902

ELABORAZIONI GRAFICHE

martedì 21 maggio 2024



VOLUME DI TRAFFICO INTERVALLO TEMPORALE 15 min

mercoledì 22 maggio 2024

	A	M	L	P	Veicoli totali	Veic. eq.
0:00	8	0	0	1	9	10
0:15	6	0	0	0	6	6
0:30	5	0	0	0	5	5
0:45	4	1	0	0	5	5
1:00	3	0	0	0	3	3
1:15	1	0	0	0	1	1
1:30	3	0	0	0	3	3
1:45	0	0	0	0	0	0
2:00	2	0	0	0	2	2
2:15	2	0	0	0	2	2
2:30	2	0	0	0	2	2
2:45	1	0	0	0	1	1
3:00	1	0	0	0	1	1
3:15	6	0	0	0	6	6
3:30	2	0	0	0	2	2
3:45	4	0	2	0	6	7
4:00	1	0	0	0	1	1
4:15	1	0	0	0	1	1
4:30	5	0	0	0	5	5
4:45	6	0	0	0	6	6
5:00	8	0	0	1	9	10
5:15	17	0	2	1	20	22
5:30	30	2	1	0	33	33
5:45	23	1	0	0	24	24
6:00	20	2	0	0	22	21
6:15	41	1	3	1	46	48
6:30	59	0	1	0	60	61
6:45	91	5	2	1	99	99
7:00	117	2	0	1	120	120
7:15	84	2	1	3	90	93
7:30	148	2	1	4	155	159
7:45	140	5	4	0	149	149
8:00	120	5	1	1	127	126
8:15	139	7	1	1	148	146
8:30	151	3	0	1	155	155
8:45	95	2	2	1	100	101
9:00	77	0	0	1	78	79
9:15	70	1	1	0	72	72
9:30	81	2	3	2	88	91
9:45	77	2	2	3	84	87
10:00	66	2	1	2	71	73
10:15	64	2	0	0	66	65
10:30	85	3	3	1	92	93
10:45	80	2	0	1	83	83
11:00	71	4	1	5	81	85
11:15	56	2	2	1	61	62
11:30	76	0	0	0	76	76
11:45	72	1	1	1	75	76
12:00	64	2	3	2	71	74
12:15	58	0	0	0	58	58
12:30	82	4	0	1	87	86
12:45	90	1	1	1	93	94
13:00	82	0	1	4	87	92
13:15	74	3	3	0	80	80
13:30	81	1	1	1	84	85
13:45	71	2	2	1	76	77
14:00	82	1	1	2	86	88
14:15	55	1	1	1	58	59
14:30	58	1	2	0	61	62
14:45	79	1	1	1	82	83
15:00	51	0	1	1	53	55
15:15	68	2	1	1	72	73
15:30	94	1	0	0	95	95
15:45	102	2	3	3	110	114
16:00	80	4	1	0	85	84
16:15	64	5	2	1	72	72
16:30	83	2	1	0	86	86
16:45	87	1	0	0	88	88
17:00	82	2	0	0	84	83
17:15	136	3	1	1	141	141
17:30	115	2	1	0	118	118
17:45	143	5	1	0	149	147
18:00	119	5	1	0	125	123
18:15	142	4	0	0	146	144
18:30	137	2	1	1	141	142
18:45	101	3	1	0	105	104
19:00	81	3	1	0	85	84
19:15	88	0	0	1	89	90
19:30	87	0	0	0	87	87
19:45	68	1	0	1	70	71
20:00	60	0	0	0	60	60
20:15	56	2	1	0	59	59
20:30	40	0	0	0	40	40
20:45	45	0	0	0	45	45
21:00	40	0	0	0	40	40
21:15	36	0	0	0	36	36
21:30	26	0	0	0	26	26
21:45	32	0	0	1	33	34
22:00	30	1	0	0	31	31
22:15	33	1	0	0	34	34
22:30	27	0	0	0	27	27
22:45	22	0	0	0	22	22
23:00	15	1	0	0	16	16
23:15	25	1	0	0	26	26
23:30	21	0	0	0	21	21
23:45	7	0	0	0	7	7

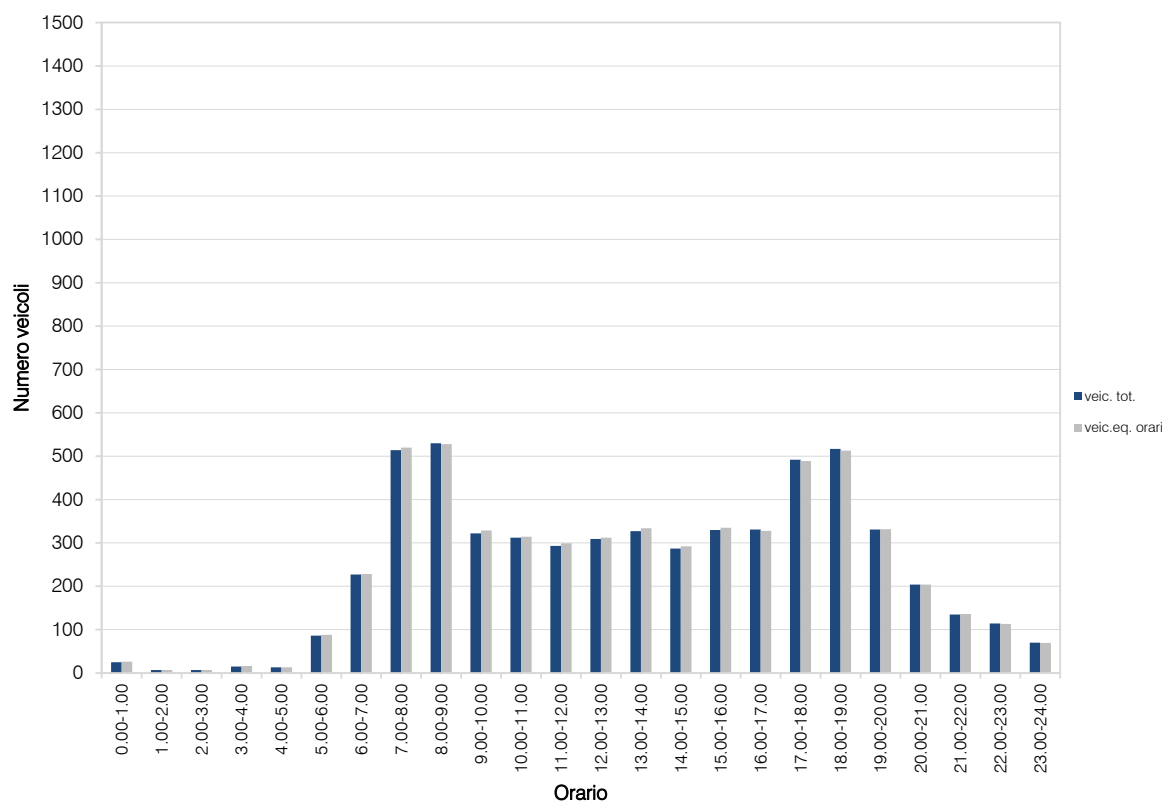
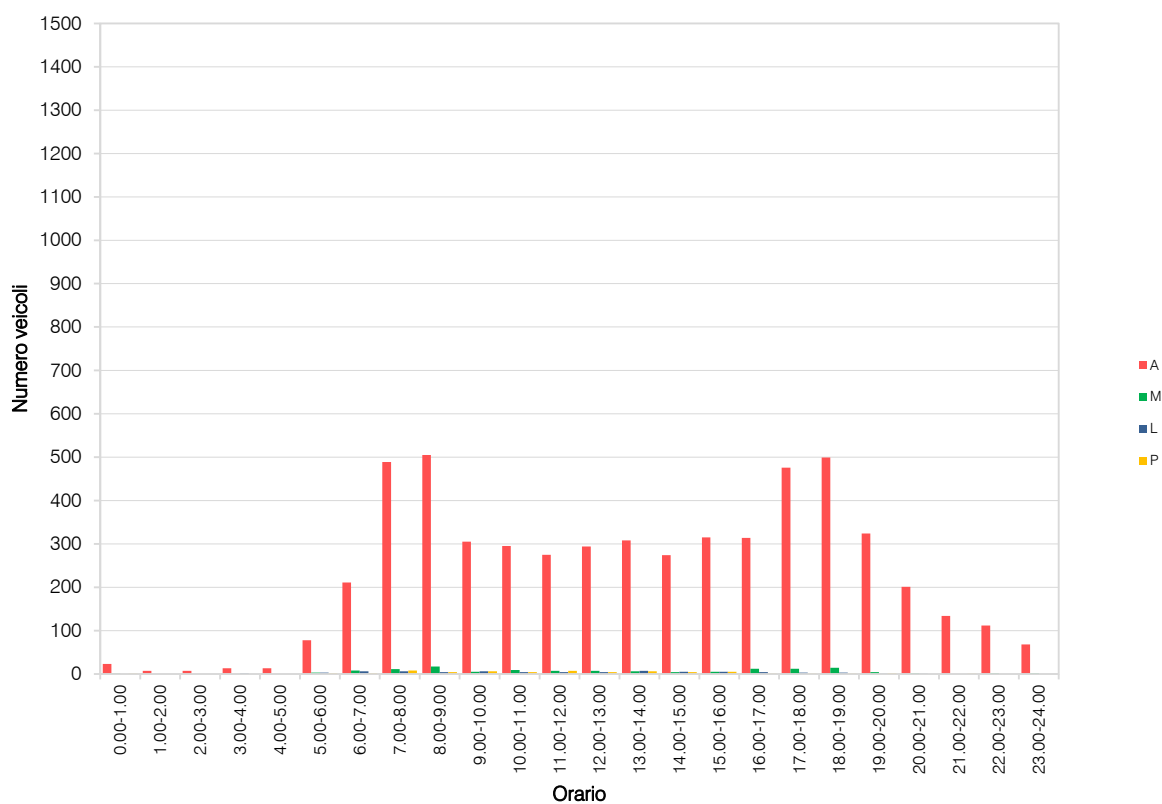
VOLUME DI TRAFFICO INTERVALLO TEMPORALE 60 min

mercoledì 22 maggio 2024

	A	M	L	P	veicoli totali	veicoli equivalenti orari
0.00-1.00	23	1	0	1	25	26
1.00-2.00	7	0	0	0	7	7
2.00-3.00	7	0	0	0	7	7
3.00-4.00	13	0	2	0	15	16
4.00-5.00	13	0	0	0	13	13
5.00-6.00	78	3	3	2	86	88
6.00-7.00	211	8	6	2	227	228
7.00-8.00	489	11	6	8	514	520
8.00-9.00	505	17	4	4	530	528
9.00-10.00	305	5	6	6	322	329
10.00-11.00	295	9	4	4	312	314
11.00-12.00	275	7	4	7	293	299
12.00-13.00	294	7	4	4	309	312
13.00-14.00	308	6	7	6	327	334
14.00-15.00	274	4	5	4	287	292
15.00-16.00	315	5	5	5	330	335
16.00-17.00	314	12	4	1	331	328
17.00-18.00	476	12	3	1	492	489
18.00-19.00	499	14	3	1	517	513
19.00-20.00	324	4	1	2	331	332
20.00-21.00	201	2	1	0	204	204
21.00-22.00	134	0	0	1	135	136
22.00-23.00	112	2	0	0	114	113
23.00-24.00	68	2	0	0	70	69
TOT					5.798	5.832

ELABORAZIONI GRAFICHE

mercoledì 22 maggio 2024



VOLUME DI TRAFFICO INTERVALLO TEMPORALE 15 min

giovedì 23 maggio 2024

	A	M	L	P	Veicoli totali	Veic. eq.
0:00	11	0	0	0	11	11
0:15	5	0	0	0	5	5
0:30	7	0	0	0	7	7
0:45	7	0	0	0	7	7
1:00	1	0	0	0	1	1
1:15	2	0	0	0	2	2
1:30	4	0	0	0	4	4
1:45	1	0	0	0	1	1
2:00	1	0	0	0	1	1
2:15	2	0	0	0	2	2
2:30	1	0	0	1	2	3
2:45	1	0	0	0	1	1
3:00	2	0	0	0	2	2
3:15	2	0	0	0	2	2
3:30	2	0	2	0	4	5
3:45	3	0	0	0	3	3
4:00	2	0	0	0	2	2
4:15	2	0	0	0	2	2
4:30	6	0	0	0	6	6
4:45	3	0	0	0	3	3
5:00	10	0	1	1	12	14
5:15	12	1	0	1	14	15
5:30	25	0	1	0	26	27
5:45	28	1	0	0	29	29
6:00	28	0	0	0	28	28
6:15	35	1	3	0	39	40
6:30	64	1	1	1	67	68
6:45	75	2	2	1	80	81
7:00	112	4	0	1	117	116
7:15	80	2	1	2	85	87
7:30	129	3	1	2	135	136
7:45	148	3	4	1	156	158
8:00	112	3	1	2	118	119
8:15	150	5	2	2	159	160
8:30	111	2	1	0	114	114
8:45	88	2	4	2	96	99
9:00	84	0	0	1	85	86
9:15	64	2	1	0	67	67
9:30	77	3	3	2	85	87
9:45	83	2	2	3	90	93
10:00	67	2	2	2	73	75
10:15	70	2	0	0	72	71
10:30	81	3	4	1	89	91
10:45	73	3	0	2	78	79
11:00	66	5	1	5	77	80
11:15	52	3	2	1	58	59
11:30	68	0	0	0	68	68
11:45	72	1	1	2	76	78
12:00	64	2	3	2	71	74
12:15	59	0	0	0	59	59
12:30	77	5	0	1	83	82
12:45	86	1	1	2	90	92
13:00	81	0	1	5	87	93
13:15	77	5	3	0	85	84
13:30	89	1	1	1	92	93
13:45	68	2	2	1	73	74
14:00	90	2	1	2	95	97
14:15	73	2	0	2	77	78
14:30	79	5	1	3	88	89
14:45	83	4	1	0	88	87
15:00	88	1	0	0	89	89
15:15	63	2	1	1	67	68
15:30	92	2	1	0	95	95
15:45	101	3	4	2	110	113
16:00	79	3	1	0	83	82
16:15	94	1	2	1	98	100
16:30	83	2	1	0	86	86
16:45	86	2	0	0	88	87
17:00	112	2	3	2	119	122
17:15	131	2	1	0	134	134
17:30	131	2	1	1	135	136
17:45	145	9	1	2	157	155
18:00	127	10	0	0	137	132
18:15	113	6	2	0	121	119
18:30	120	2	1	1	124	125
18:45	108	3	0	1	112	112
19:00	91	2	0	0	93	92
19:15	77	2	1	0	80	80
19:30	70	2	0	1	73	73
19:45	59	5	0	0	64	62
20:00	51	4	0	0	55	53
20:15	53	1	2	0	56	57
20:30	49	0	0	0	49	49
20:45	36	1	0	0	37	37
21:00	40	2	7	7	56	66
21:15	23	2	0	0	25	24
21:30	36	2	0	0	38	37
21:45	34	1	0	0	35	35
22:00	20	1	0	0	21	21
22:15	29	1	0	0	30	30
22:30	15	1	0	0	16	16
22:45	31	2	0	0	33	32
23:00	24	1	0	0	25	25
23:15	16	1	0	0	17	17
23:30	16	0	0	1	17	18
23:45	11	0	0	0	11	11

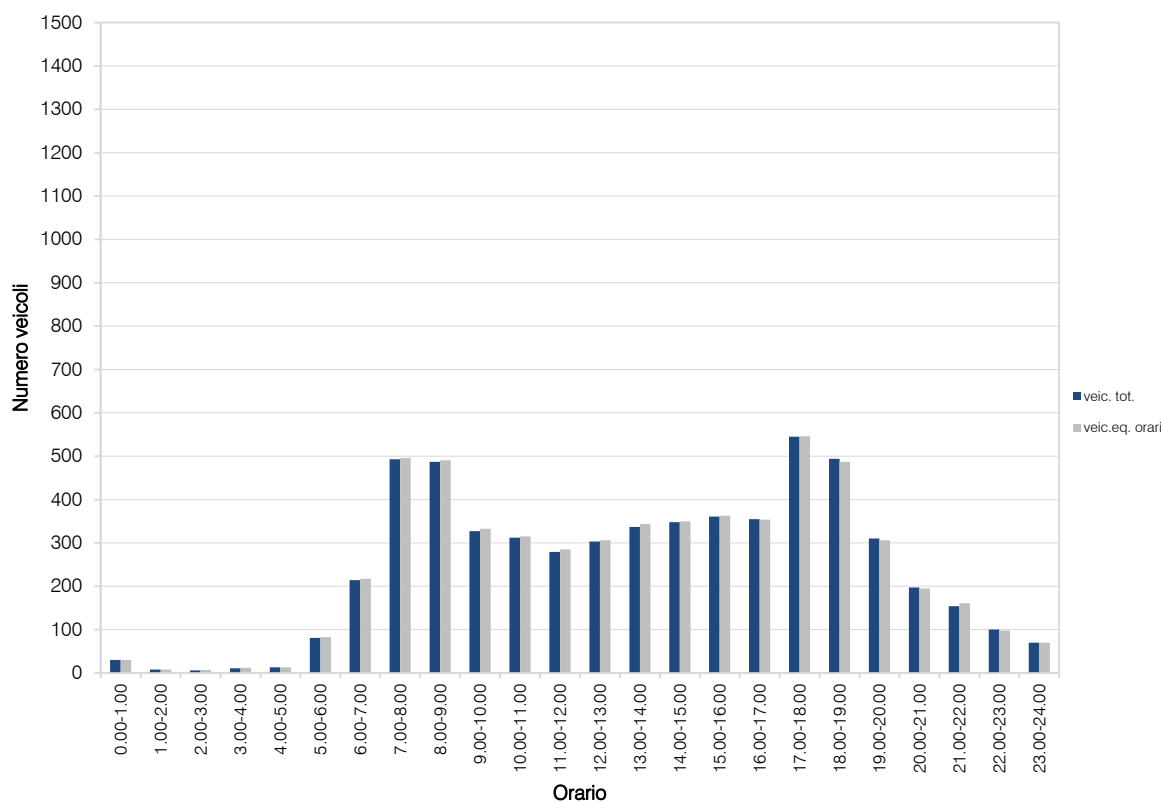
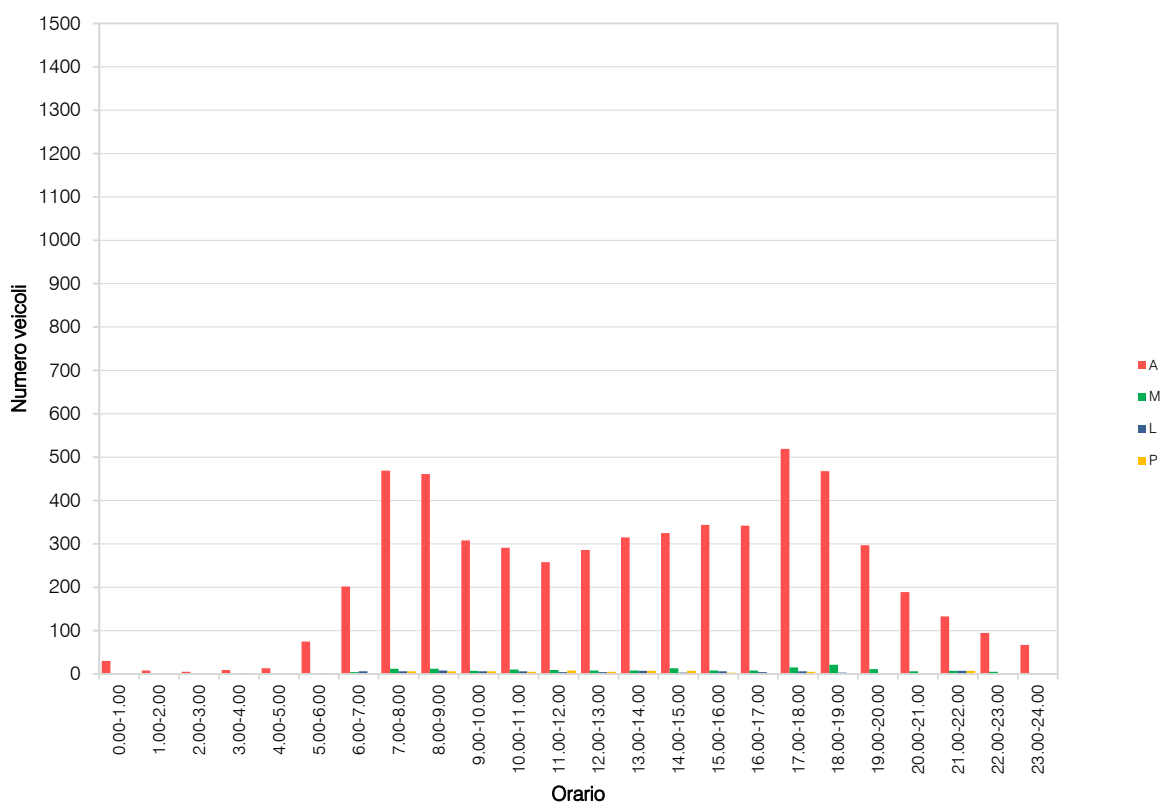
VOLUME DI TRAFFICO INTERVALLO TEMPORALE 60 min

giovedì 23 maggio 2024

	<i>A</i>	<i>M</i>	<i>L</i>	<i>P</i>	<i>veicoli totali</i>	<i>veicoli equivalenti orari</i>
0.00-1.00	30	0	0	0	30	30
1.00-2.00	8	0	0	0	8	8
2.00-3.00	5	0	0	1	6	7
3.00-4.00	9	0	2	0	11	12
4.00-5.00	13	0	0	0	13	13
5.00-6.00	75	2	2	2	81	83
6.00-7.00	202	4	6	2	214	217
7.00-8.00	469	12	6	6	493	496
8.00-9.00	461	12	8	6	487	491
9.00-10.00	308	7	6	6	327	333
10.00-11.00	291	10	6	5	312	315
11.00-12.00	258	9	4	8	279	285
12.00-13.00	286	8	4	5	303	306
13.00-14.00	315	8	7	7	337	344
14.00-15.00	325	13	3	7	348	350
15.00-16.00	344	8	6	3	361	363
16.00-17.00	342	8	4	1	355	354
17.00-18.00	519	15	6	5	545	546
18.00-19.00	468	21	3	2	494	487
19.00-20.00	297	11	1	1	310	306
20.00-21.00	189	6	2	0	197	195
21.00-22.00	133	7	7	7	154	161
22.00-23.00	95	5	0	0	100	98
23.00-24.00	67	2	0	1	70	70
	TOT				5.835	5.870

ELABORAZIONI GRAFICHE

giovedì 23 maggio 2024



RILIEVI AUTOMATICI: RADAR 10

DATI GENERALI

Via Roma, dir. sud

Giorni di rilievo

venerdì 17 maggio 2024

sabato 18 maggio 2024

domenica 19 maggio 2024

lunedì 20 maggio 2024

martedì 21 maggio 2024

mercoledì 22 maggio 2024

giovedì 23 maggio 2024



Allegati - Radar IO.xlsx



VOLUME DI TRAFFICO INTERVALLO TEMPORALE 15 min

venerdì 17 maggio 2024

	A	M	L	P	Veicoli totali	Veic. eq.
0:00	11	0	0	0	11	11
0:15	10	0	0	0	10	10
0:30	2	0	0	0	2	2
0:45	2	0	0	0	2	2
1:00	7	0	0	0	7	7
1:15	1	0	0	0	1	1
1:30	5	0	0	0	5	5
1:45	3	0	0	0	3	3
2:00	3	0	0	0	3	3
2:15	1	0	0	0	1	1
2:30	1	0	0	1	2	3
2:45	2	0	0	0	2	2
3:00	3	0	0	0	3	3
3:15	1	0	0	0	1	1
3:30	2	0	0	0	2	2
3:45	5	0	0	0	5	5
4:00	5	0	0	0	5	5
4:15	6	0	0	0	6	6
4:30	1	0	1	0	2	3
4:45	4	0	0	0	4	4
5:00	6	0	0	0	6	6
5:15	9	1	0	0	10	10
5:30	21	1	0	0	22	22
5:45	17	0	0	0	17	17
6:00	13	0	0	0	13	13
6:15	24	0	1	0	25	26
6:30	32	0	0	0	32	32
6:45	45	0	2	0	47	48
7:00	49	0	1	1	51	53
7:15	53	2	3	1	59	61
7:30	68	4	1	2	75	76
7:45	62	2	1	1	66	67
8:00	89	5	1	1	96	95
8:15	66	1	1	2	70	72
8:30	55	3	2	2	62	64
8:45	71	5	2	1	79	79
9:00	50	0	1	2	53	56
9:15	58	1	1	1	61	62
9:30	46	5	1	0	52	50
9:45	44	0	1	0	45	46
10:00	51	1	1	1	54	55
10:15	48	2	0	0	50	49
10:30	57	3	1	1	62	62
10:45	49	3	3	1	56	57
11:00	58	4	1	1	64	64
11:15	55	4	1	1	61	61
11:30	56	1	1	1	59	60
11:45	51	2	1	1	55	56
12:00	84	2	2	1	89	90
12:15	60	3	1	3	67	69
12:30	84	2	1	1	90	91
12:45	56	0	1	1	58	60
13:00	67	1	2	1	71	73
13:15	52	1	2	1	56	58
13:30	41	0	1	0	42	43
13:45	50	2	1	1	54	56
14:00	79	1	2	1	82	83
14:15	76	1	1	1	79	80
14:30	65	1	2	1	69	71
14:45	58	2	2	1	63	64
15:00	57	0	1	1	59	61
15:15	55	1	1	1	58	59
15:30	67	0	1	1	69	71
15:45	61	1	2	1	65	67
16:00	70	3	1	2	76	77
16:15	74	1	1	2	78	80
16:30	68	6	1	1	76	75
16:45	91	2	1	1	95	96
17:00	78	3	3	2	86	88
17:15	69	7	1	1	78	76
17:30	97	6	1	1	105	104
17:45	82	4	1	1	88	88
18:00	109	4	1	1	115	115
18:15	80	1	1	1	83	84
18:30	95	3	1	1	100	100
18:45	79	2	2	1	84	85
19:00	74	3	1	1	79	79
19:15	75	5	1	1	82	81
19:30	77	2	1	1	81	82
19:45	69	3	1	1	74	74
20:00	56	1	1	1	59	60
20:15	59	5	1	1	66	65
20:30	44	2	0	0	46	45
20:45	41	2	0	0	43	42
21:00	43	1	0	0	44	44
21:15	31	2	0	0	33	32
21:30	33	0	0	0	33	33
21:45	47	3	0	0	50	49
22:00	37	0	0	0	37	37
22:15	43	1	0	0	44	44
22:30	35	0	0	0	35	35
22:45	34	0	0	0	34	34
23:00	30	0	0	0	30	30
23:15	17	1	0	0	18	18
23:30	25	1	0	0	26	26
23:45	22	0	0	0	22	22

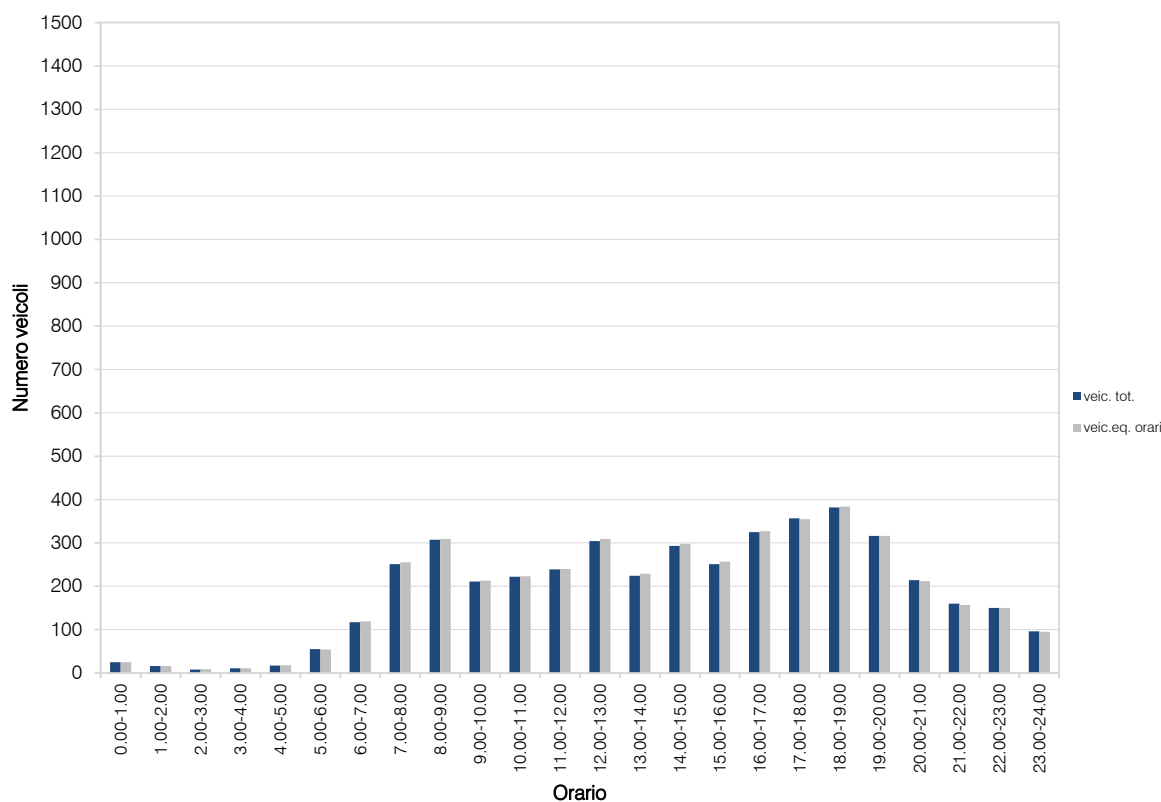
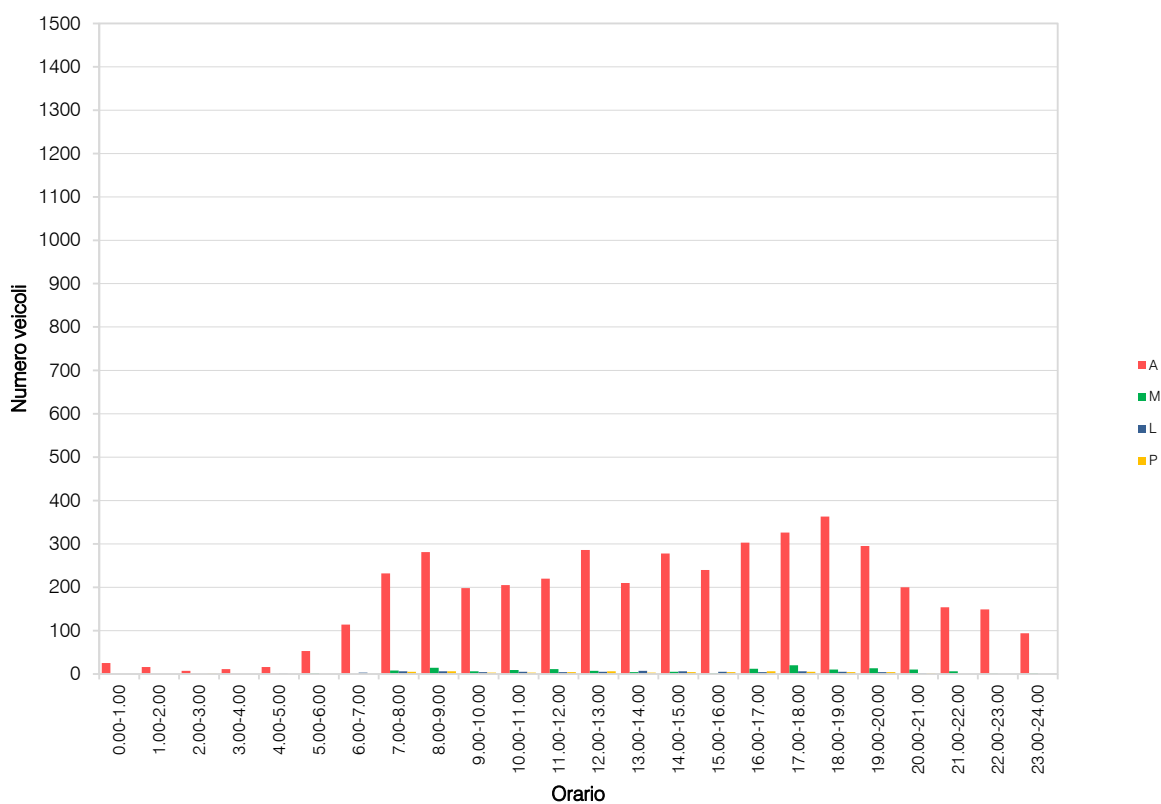
VOLUME DI TRAFFICO INTERVALLO TEMPORALE 60 min

venerdì 17 maggio 2024

	<i>A</i>	<i>M</i>	<i>L</i>	<i>P</i>	<i>veicoli totali</i>	<i>veicoli equivalenti orari</i>
0.00-1.00	25	0	0	0	25	25
1.00-2.00	16	0	0	0	16	16
2.00-3.00	7	0	0	1	8	9
3.00-4.00	11	0	0	0	11	11
4.00-5.00	16	0	1	0	17	18
5.00-6.00	53	2	0	0	55	54
6.00-7.00	114	0	3	0	117	119
7.00-8.00	232	8	6	5	251	255
8.00-9.00	281	14	6	6	307	309
9.00-10.00	198	6	4	3	211	213
10.00-11.00	205	9	5	3	222	223
11.00-12.00	220	11	4	4	239	240
12.00-13.00	286	7	5	6	304	309
13.00-14.00	210	4	7	3	224	229
14.00-15.00	278	5	6	4	293	298
15.00-16.00	240	2	5	4	251	257
16.00-17.00	303	12	4	6	325	327
17.00-18.00	326	20	6	5	357	355
18.00-19.00	363	10	5	4	382	384
19.00-20.00	295	13	4	4	316	316
20.00-21.00	200	10	2	2	214	212
21.00-22.00	154	6	0	0	160	157
22.00-23.00	149	1	0	0	150	150
23.00-24.00	94	2	0	0	96	95
TOT					4.551	4.581

ELABORAZIONI GRAFICHE

venerdì 17 maggio 2024



VOLUME DI TRAFFICO INTERVALLO TEMPORALE 15 min

sabato 18 maggio 2024

	A	M	L	P	Veicoli totali	Veic. eq.
0:00	28	0	0	0	28	28
0:15	15	0	0	0	15	15
0:30	22	1	0	0	23	23
0:45	7	0	0	0	7	7
1:00	10	0	0	0	10	10
1:15	11	0	0	0	11	11
1:30	9	0	0	0	9	9
1:45	8	0	0	0	8	8
2:00	11	0	0	0	11	11
2:15	2	0	0	0	2	2
2:30	9	0	0	0	9	9
2:45	2	0	0	0	2	2
3:00	3	0	0	0	3	3
3:15	0	0	0	0	0	0
3:30	2	0	0	0	2	2
3:45	5	0	0	0	5	5
4:00	1	0	0	0	1	1
4:15	1	0	0	0	1	1
4:30	1	0	0	0	1	1
4:45	2	0	0	0	2	2
5:00	7	0	1	0	8	9
5:15	4	0	0	0	4	4
5:30	8	0	0	0	8	8
5:45	12	0	0	1	13	14
6:00	13	0	0	0	13	13
6:15	12	0	0	0	12	12
6:30	21	0	0	0	21	21
6:45	15	0	0	0	15	15
7:00	22	1	1	0	24	24
7:15	41	0	0	0	41	41
7:30	31	0	0	0	31	31
7:45	30	0	0	0	30	30
8:00	26	1	0	0	27	27
8:15	46	1	0	0	47	47
8:30	52	4	1	1	58	58
8:45	62	2	1	1	66	67
9:00	72	2	1	1	76	77
9:15	66	5	1	1	73	72
9:30	57	1	2	1	61	63
9:45	70	4	1	1	76	76
10:00	59	0	1	1	61	63
10:15	64	3	1	1	69	69
10:30	66	1	2	1	70	72
10:45	81	0	2	1	84	86
11:00	74	2	1	1	78	79
11:15	60	1	2	1	64	66
11:30	73	0	1	1	75	77
11:45	71	0	1	1	73	75
12:00	89	1	1	1	92	93
12:15	57	3	1	1	62	62
12:30	53	7	1	1	62	60
12:45	54	4	1	1	60	60
13:00	38	3	0	0	41	40
13:15	45	3	0	0	48	47
13:30	49	0	1	1	51	53
13:45	52	2	2	1	57	58
14:00	51	2	1	1	55	56
14:15	42	2	0	0	44	43
14:30	47	3	0	0	50	49
14:45	46	0	1	0	47	48
15:00	53	1	1	1	56	57
15:15	52	0	1	1	54	56
15:30	43	2	0	0	45	44
15:45	39	3	0	0	42	41
16:00	51	0	1	1	53	55
16:15	45	0	0	0	45	45
16:30	61	1	1	1	64	65
16:45	47	1	0	0	48	48
17:00	54	1	1	1	57	58
17:15	55	3	1	1	60	60
17:30	57	8	1	1	67	65
17:45	55	4	1	1	61	61
18:00	67	5	2	1	75	75
18:15	67	4	1	1	73	73
18:30	50	2	1	1	54	55
18:45	62	1	1	1	65	66
19:00	56	3	1	1	61	61
19:15	74	0	1	1	76	78
19:30	66	2	1	1	70	71
19:45	55	2	1	1	59	60
20:00	53	1	1	1	56	57
20:15	54	3	1	1	59	59
20:30	42	3	0	0	45	44
20:45	34	3	0	0	37	36
21:00	41	2	0	0	43	42
21:15	33	0	0	0	33	33
21:30	41	1	0	0	42	42
21:45	43	1	0	0	44	44
22:00	28	1	0	0	29	29
22:15	42	0	0	0	42	42
22:30	25	1	0	0	26	26
22:45	35	0	0	0	35	35
23:00	40	0	0	0	40	40
23:15	38	1	0	0	39	39
23:30	28	3	0	0	31	30
23:45	23	0	0	0	23	23

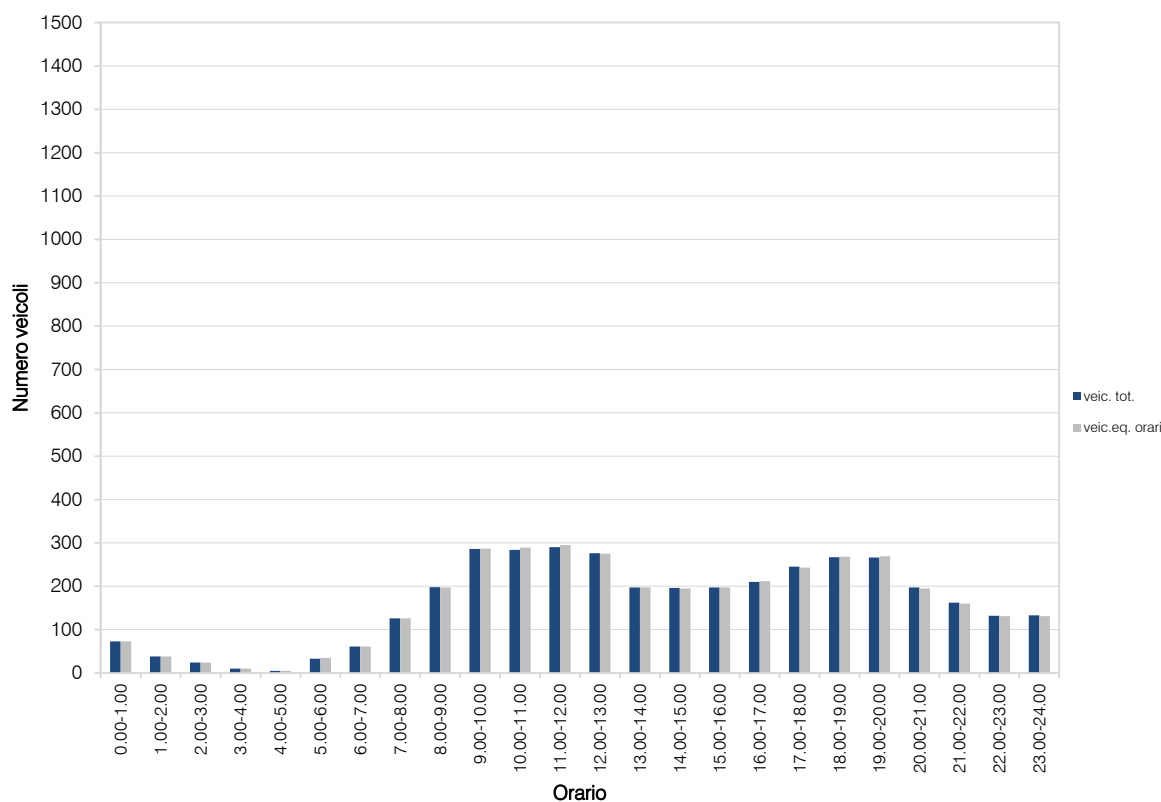
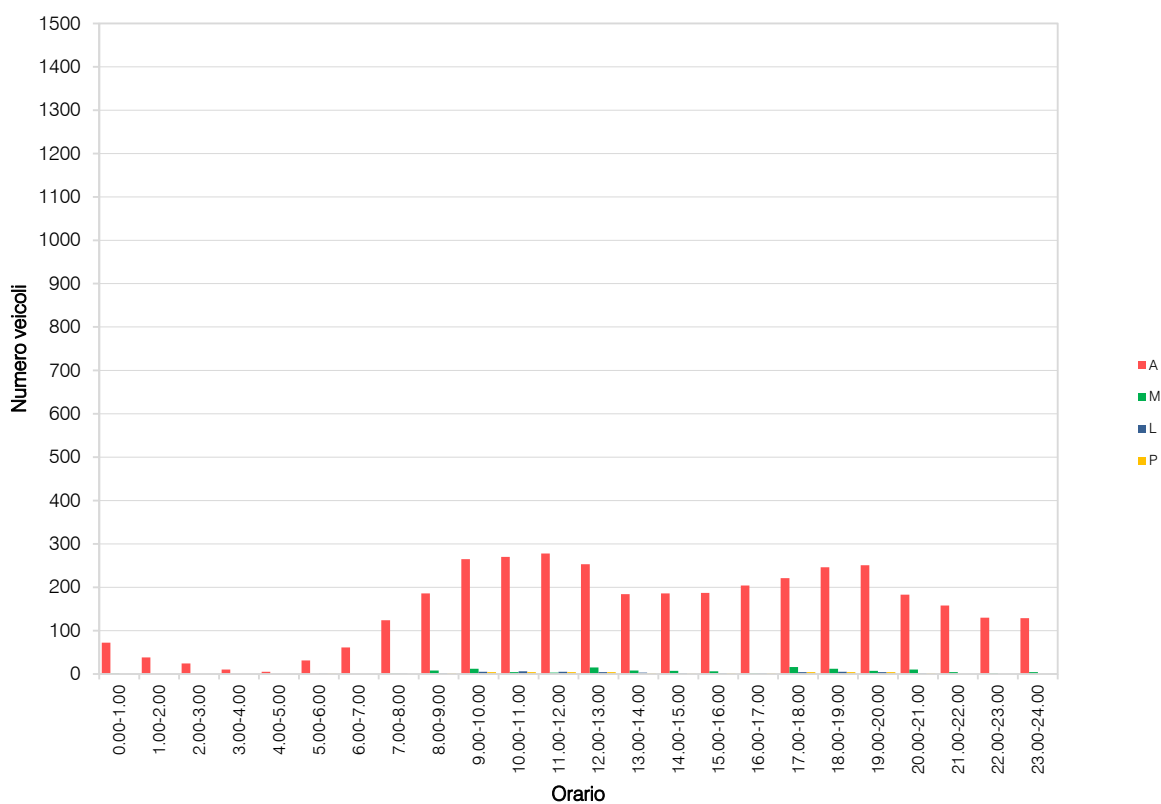
VOLUME DI TRAFFICO INTERVALLO TEMPORALE 60 min

sabato 18 maggio 2024

	<i>A</i>	<i>M</i>	<i>L</i>	<i>P</i>	<i>veicoli totali</i>	<i>veicoli equivalenti orari</i>
0.00-1.00	72	1	0	0	73	73
1.00-2.00	38	0	0	0	38	38
2.00-3.00	24	0	0	0	24	24
3.00-4.00	10	0	0	0	10	10
4.00-5.00	5	0	0	0	5	5
5.00-6.00	31	0	1	1	33	35
6.00-7.00	61	0	0	0	61	61
7.00-8.00	124	1	1	0	126	126
8.00-9.00	186	8	2	2	198	197
9.00-10.00	265	12	5	4	286	287
10.00-11.00	270	4	6	4	284	289
11.00-12.00	278	3	5	4	290	295
12.00-13.00	253	15	4	4	276	275
13.00-14.00	184	8	3	2	197	197
14.00-15.00	186	7	2	1	196	195
15.00-16.00	187	6	2	2	197	197
16.00-17.00	204	2	2	2	210	212
17.00-18.00	221	16	4	4	245	243
18.00-19.00	246	12	5	4	267	268
19.00-20.00	251	7	4	4	266	269
20.00-21.00	183	10	2	2	197	195
21.00-22.00	158	4	0	0	162	160
22.00-23.00	130	2	0	0	132	131
23.00-24.00	129	4	0	0	133	131
				TOT	3.906	3.913

ELABORAZIONI GRAFICHE

sabato 18 maggio 2024



VOLUME DI TRAFFICO INTERVALLO TEMPORALE 15 min

domenica 19 maggio 2024

	A	M	L	P	Veicoli totali	Veic. eq.
0:00	38	1	0	0	39	39
0:15	23	1	0	0	24	24
0:30	24	0	0	0	24	24
0:45	20	0	1	0	21	22
1:00	19	1	0	0	20	20
1:15	12	1	0	0	13	13
1:30	11	0	0	0	11	11
1:45	6	0	0	0	6	6
2:00	14	2	0	0	16	15
2:15	9	0	0	0	9	9
2:30	5	0	0	0	5	5
2:45	8	0	0	0	8	8
3:00	7	0	0	0	7	7
3:15	5	0	0	0	5	5
3:30	3	0	0	0	3	3
3:45	5	0	0	0	5	5
4:00	2	0	0	0	2	2
4:15	5	0	0	0	5	5
4:30	2	0	0	0	2	2
4:45	3	0	0	0	3	3
5:00	1	0	0	0	1	1
5:15	2	0	0	0	2	2
5:30	6	0	0	0	6	6
5:45	4	0	0	0	4	4
6:00	10	0	0	0	10	10
6:15	9	0	0	0	9	9
6:30	4	0	0	0	4	4
6:45	7	0	0	0	7	7
7:00	6	0	0	0	6	6
7:15	11	0	0	0	11	11
7:30	12	0	0	0	12	12
7:45	23	1	0	0	24	24
8:00	12	0	0	0	12	12
8:15	18	0	0	0	18	18
8:30	20	1	0	0	21	21
8:45	23	1	0	0	24	24
9:00	33	3	0	0	36	35
9:15	40	3	0	0	43	42
9:30	36	1	0	0	37	37
9:45	40	1	0	0	41	41
10:00	42	1	0	0	43	43
10:15	34	2	0	0	36	35
10:30	46	0	0	0	46	46
10:45	50	4	0	0	54	52
11:00	41	3	0	0	44	43
11:15	61	2	0	0	63	62
11:30	52	5	1	0	58	56
11:45	57	4	0	0	61	59
12:00	56	4	0	0	60	58
12:15	48	3	0	0	51	50
12:30	51	3	0	0	54	53
12:45	40	3	0	0	43	42
13:00	27	1	1	0	29	29
13:15	36	1	0	0	37	37
13:30	29	0	0	0	29	29
13:45	27	1	0	0	28	28
14:00	31	0	0	0	31	31
14:15	35	0	0	0	35	35
14:30	31	1	0	0	32	32
14:45	32	1	0	0	33	33
15:00	38	1	0	0	39	39
15:15	31	1	0	0	32	32
15:30	31	1	1	0	33	33
15:45	55	1	0	0	56	56
16:00	41	1	0	0	42	42
16:15	48	2	0	0	50	49
16:30	50	2	0	0	52	51
16:45	57	1	0	0	58	58
17:00	50	2	0	0	52	51
17:15	52	4	0	0	56	54
17:30	58	3	1	0	62	61
17:45	68	1	0	0	69	69
18:00	49	2	0	0	51	50
18:15	48	3	0	0	51	50
18:30	52	3	0	0	55	54
18:45	52	4	0	0	56	54
19:00	46	3	0	0	49	48
19:15	73	4	0	0	77	75
19:30	48	8	0	0	56	52
19:45	61	3	0	0	64	63
20:00	55	1	0	0	56	56
20:15	49	1	0	0	50	50
20:30	36	1	0	0	37	37
20:45	40	2	0	0	42	41
21:00	37	1	0	0	38	38
21:15	48	1	0	0	49	49
21:30	30	2	0	0	32	31
21:45	43	0	0	0	43	43
22:00	22	0	0	0	22	22
22:15	28	0	0	0	28	28
22:30	27	1	0	0	28	28
22:45	27	0	0	0	27	27
23:00	25	0	0	0	25	25
23:15	27	1	0	0	28	28
23:30	19	0	0	0	19	19
23:45	10	0	0	0	10	10

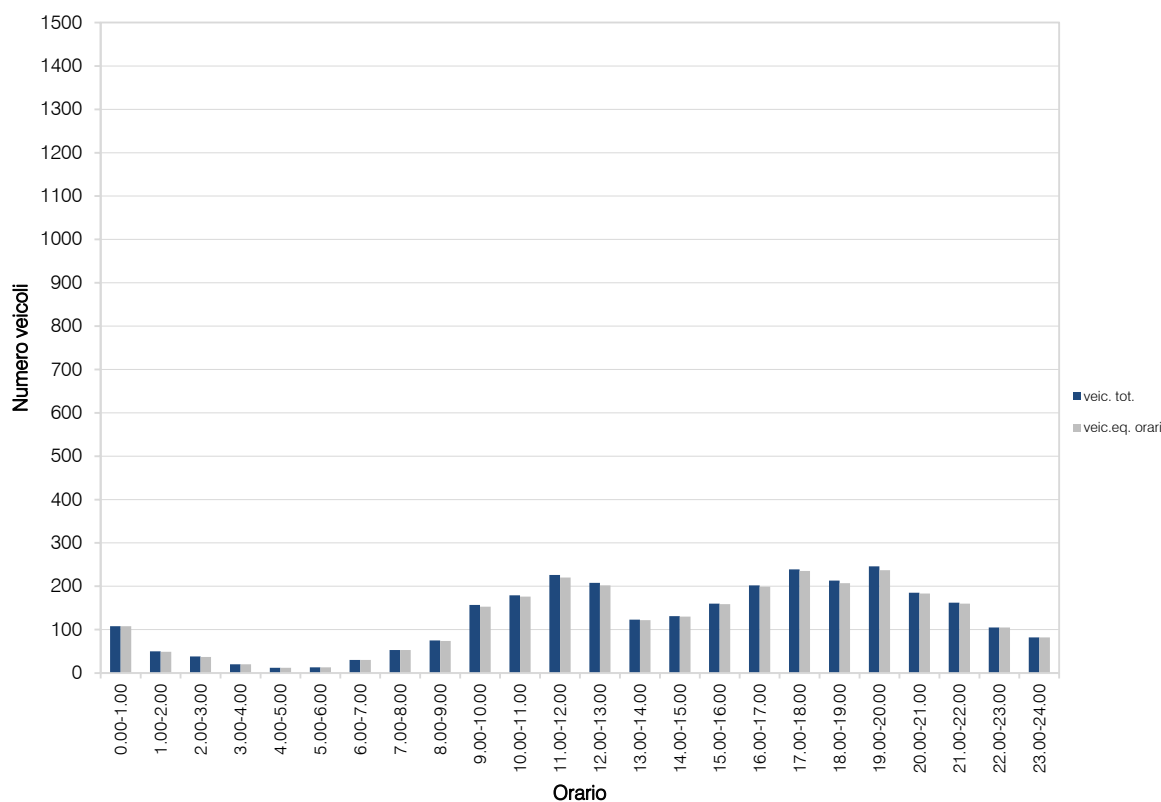
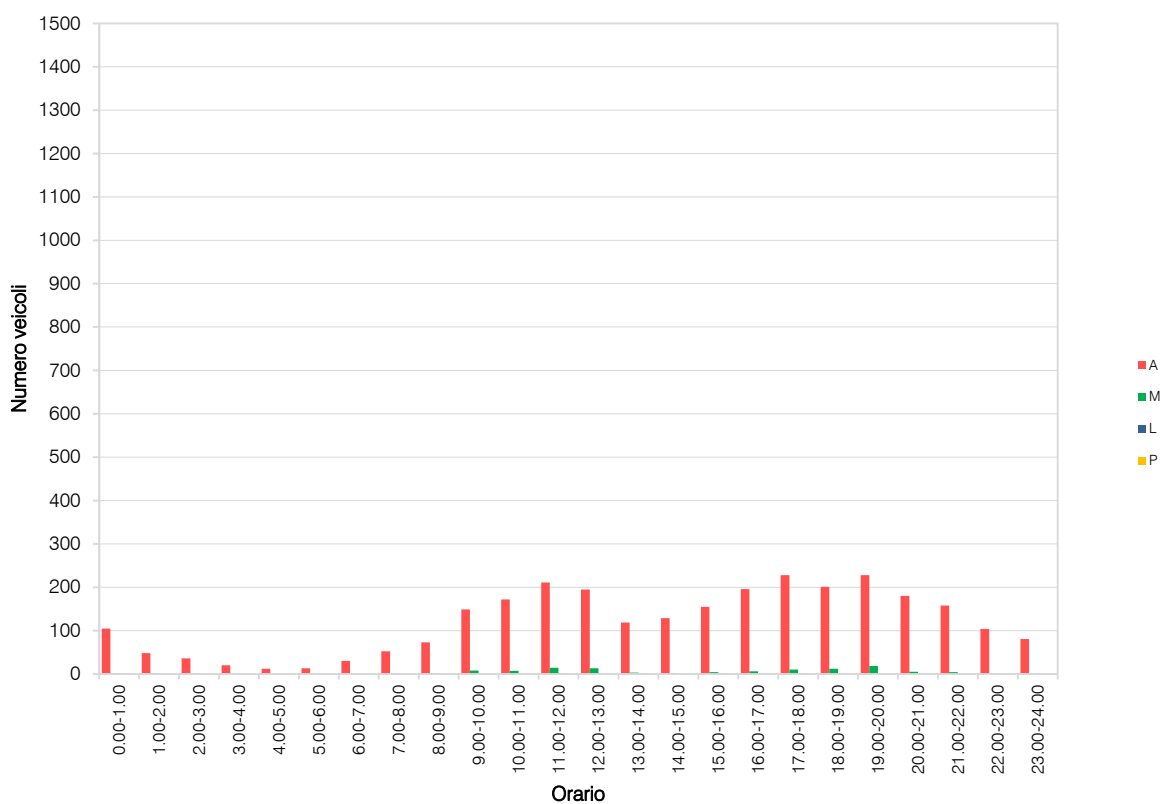
VOLUME DI TRAFFICO INTERVALLO TEMPORALE 60 min

domenica 19 maggio 2024

	<i>A</i>	<i>M</i>	<i>L</i>	<i>P</i>	<i>veicoli totali</i>	<i>veicoli equivalenti orari</i>
0.00-1.00	105	2	1	0	108	108
1.00-2.00	48	2	0	0	50	49
2.00-3.00	36	2	0	0	38	37
3.00-4.00	20	0	0	0	20	20
4.00-5.00	12	0	0	0	12	12
5.00-6.00	13	0	0	0	13	13
6.00-7.00	30	0	0	0	30	30
7.00-8.00	52	1	0	0	53	53
8.00-9.00	73	2	0	0	75	74
9.00-10.00	149	8	0	0	157	153
10.00-11.00	172	7	0	0	179	176
11.00-12.00	211	14	1	0	226	220
12.00-13.00	195	13	0	0	208	202
13.00-14.00	119	3	1	0	123	122
14.00-15.00	129	2	0	0	131	130
15.00-16.00	155	4	1	0	160	159
16.00-17.00	196	6	0	0	202	199
17.00-18.00	228	10	1	0	239	235
18.00-19.00	201	12	0	0	213	207
19.00-20.00	228	18	0	0	246	237
20.00-21.00	180	5	0	0	185	183
21.00-22.00	158	4	0	0	162	160
22.00-23.00	104	1	0	0	105	105
23.00-24.00	81	1	0	0	82	82
				TOT	3.017	2.966

ELABORAZIONI GRAFICHE

domenica 19 maggio 2024



VOLUME DI TRAFFICO INTERVALLO TEMPORALE 15 min

lunedì 20 maggio 2024

	A	M	L	P	Veicoli totali	Veic. eq.
0:00	11	0	0	0	11	11
0:15	6	0	0	0	6	6
0:30	8	0	0	0	8	8
0:45	9	0	0	0	9	9
1:00	7	1	0	0	8	8
1:15	2	0	0	0	2	2
1:30	4	0	0	0	4	4
1:45	3	0	0	0	3	3
2:00	2	0	0	0	2	2
2:15	2	0	0	0	2	2
2:30	1	0	0	0	1	1
2:45	1	0	0	0	1	1
3:00	0	0	0	0	0	0
3:15	4	0	0	0	4	4
3:30	5	0	0	0	5	5
3:45	4	0	0	0	4	4
4:00	4	0	0	0	4	4
4:15	3	0	0	0	3	3
4:30	3	0	0	0	3	3
4:45	5	0	0	0	5	5
5:00	7	0	0	0	7	7
5:15	15	0	0	0	15	15
5:30	25	1	0	0	26	26
5:45	17	0	0	0	17	17
6:00	13	1	0	0	14	14
6:15	21	0	0	0	21	21
6:30	31	0	0	0	31	31
6:45	51	2	1	1	55	56
7:00	48	1	1	1	51	52
7:15	71	3	3	1	78	79
7:30	69	5	1	1	76	75
7:45	54	4	2	1	61	61
8:00	82	3	1	1	87	87
8:15	61	3	1	1	66	66
8:30	48	1	1	1	51	52
8:45	60	3	1	1	65	65
9:00	51	1	1	2	55	57
9:15	42	1	2	1	46	48
9:30	72	2	2	1	77	78
9:45	54	4	1	1	60	60
10:00	42	1	2	1	46	48
10:15	52	2	2	1	57	58
10:30	48	1	1	1	51	52
10:45	57	1	1	1	60	61
11:00	50	2	2	1	55	56
11:15	54	1	1	1	57	58
11:30	53	3	2	1	59	60
11:45	43	0	1	1	45	47
12:00	70	1	1	1	73	74
12:15	45	0	1	1	47	49
12:30	79	3	1	1	84	84
12:45	63	2	1	1	67	68
13:00	46	1	1	1	49	50
13:15	43	2	2	1	48	49
13:30	60	0	1	1	62	64
13:45	58	1	1	1	61	62
14:00	68	2	2	1	73	74
14:15	55	0	1	1	57	59
14:30	62	0	2	2	66	69
14:45	48	0	1	1	50	52
15:00	58	1	1	2	62	64
15:15	59	1	1	1	62	63
15:30	56	3	2	1	62	63
15:45	59	5	2	1	67	67
16:00	59	4	1	1	65	65
16:15	63	0	2	2	67	70
16:30	58	5	1	1	65	64
16:45	85	3	1	1	90	90
17:00	78	5	1	1	85	84
17:15	77	5	1	1	84	83
17:30	100	1	3	2	106	109
17:45	93	5	2	1	101	101
18:00	103	8	2	2	115	114
18:15	100	3	2	2	107	109
18:30	78	5	1	1	85	84
18:45	92	4	2	1	99	99
19:00	77	4	1	1	83	83
19:15	64	3	2	1	70	71
19:30	56	2	1	1	60	61
19:45	58	1	1	1	61	62
20:00	45	1	1	1	48	49
20:15	50	2	1	1	54	55
20:30	39	1	1	1	42	43
20:45	34	0	1	1	36	38
21:00	28	0	0	0	28	28
21:15	33	1	1	1	36	37
21:30	20	0	0	0	20	20
21:45	22	2	0	0	24	23
22:00	24	1	0	0	25	25
22:15	17	1	0	0	18	18
22:30	17	0	0	0	17	17
22:45	20	1	0	0	21	21
23:00	15	0	0	0	15	15
23:15	16	0	0	0	16	16
23:30	13	0	0	0	13	13
23:45	10	0	0	0	10	10

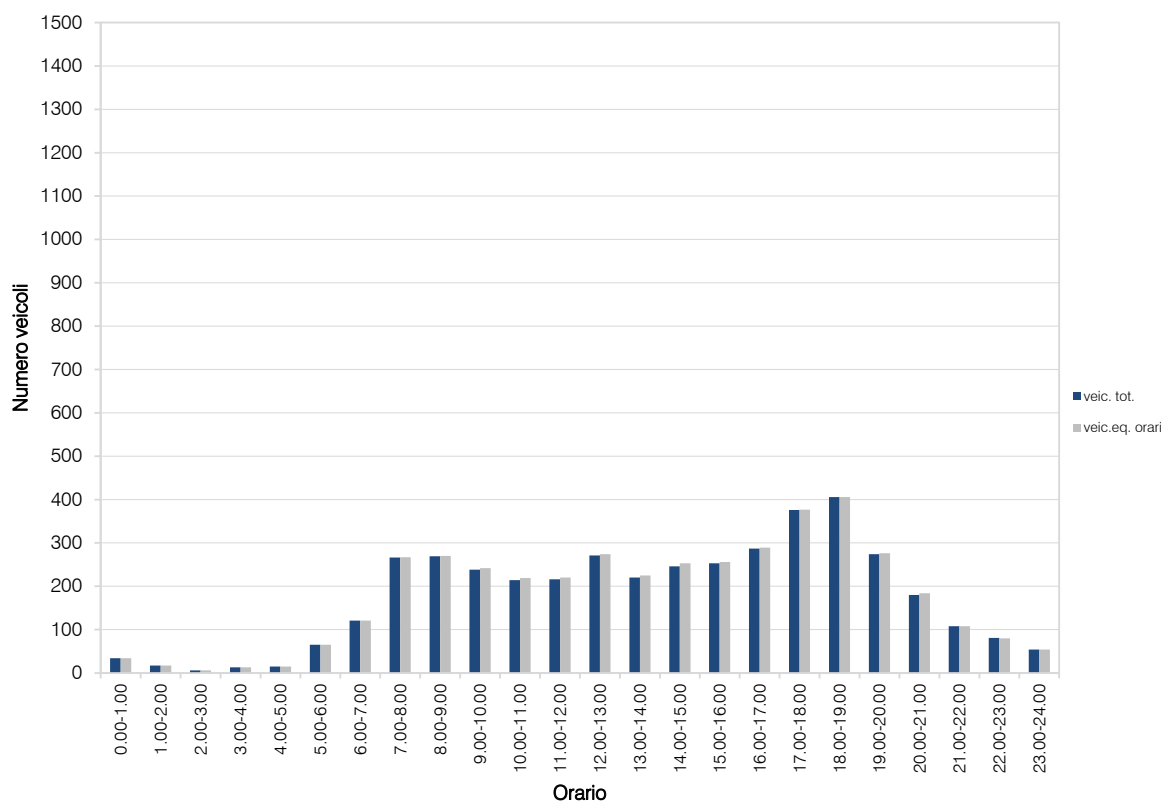
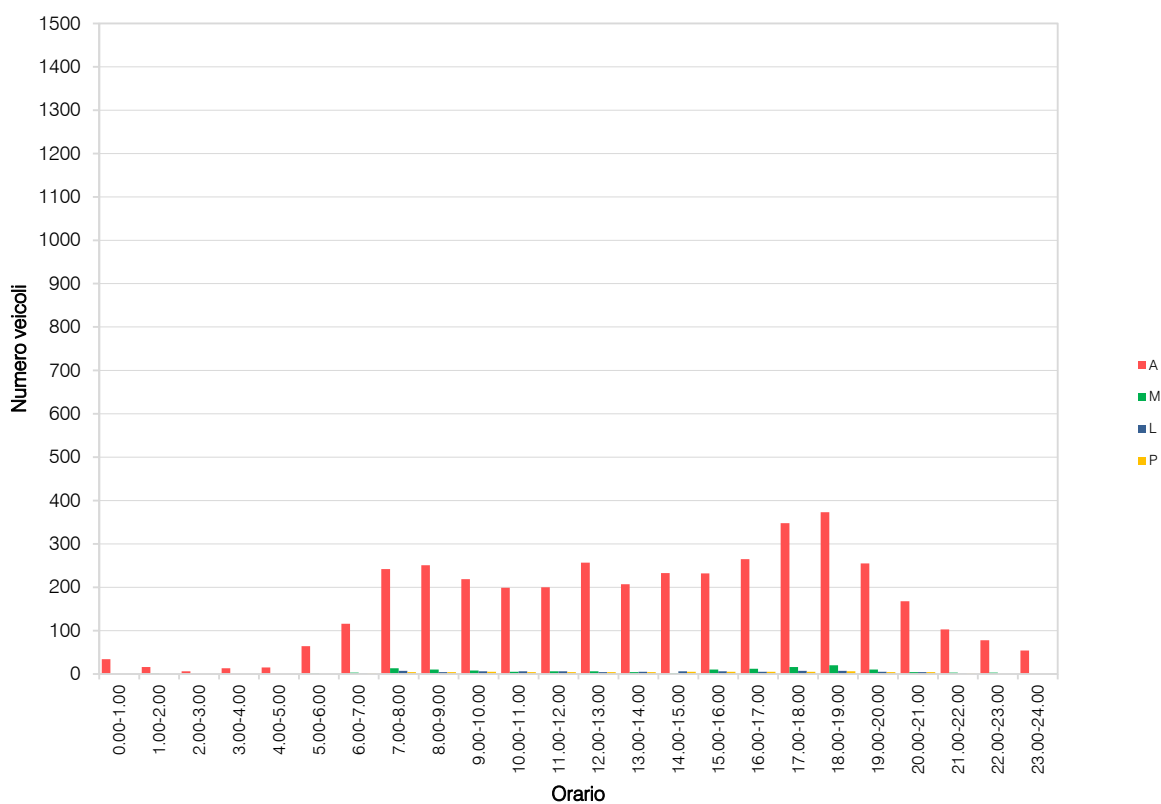
VOLUME DI TRAFFICO INTERVALLO TEMPORALE 60 min

lunedì 20 maggio 2024

	A	M	L	P	veicoli totali	veicoli equivalenti orari
0.00-1.00	34	0	0	0	34	34
1.00-2.00	16	1	0	0	17	17
2.00-3.00	6	0	0	0	6	6
3.00-4.00	13	0	0	0	13	13
4.00-5.00	15	0	0	0	15	15
5.00-6.00	64	1	0	0	65	65
6.00-7.00	116	3	1	1	121	121
7.00-8.00	242	13	7	4	266	267
8.00-9.00	251	10	4	4	269	270
9.00-10.00	219	8	6	5	238	242
10.00-11.00	199	5	6	4	214	219
11.00-12.00	200	6	6	4	216	220
12.00-13.00	257	6	4	4	271	274
13.00-14.00	207	4	5	4	220	225
14.00-15.00	233	2	6	5	246	253
15.00-16.00	232	10	6	5	253	256
16.00-17.00	265	12	5	5	287	289
17.00-18.00	348	16	7	5	376	377
18.00-19.00	373	20	7	6	406	406
19.00-20.00	255	10	5	4	274	276
20.00-21.00	168	4	4	4	180	184
21.00-22.00	103	3	1	1	108	108
22.00-23.00	78	3	0	0	81	80
23.00-24.00	54	0	0	0	54	54
TOT					4.230	4.271

ELABORAZIONI GRAFICHE

lunedì 20 maggio 2024



VOLUME DI TRAFFICO INTERVALLO TEMPORALE 15 min

martedì 21 maggio 2024

	A	M	L	P	Veicoli totali	Veic. eq.
0:00	6	0	0	0	6	6
0:15	4	0	0	0	4	4
0:30	4	0	0	0	4	4
0:45	4	0	0	0	4	4
1:00	5	1	0	0	6	6
1:15	3	0	0	0	3	3
1:30	2	0	0	0	2	2
1:45	3	0	0	0	3	3
2:00	0	0	0	0	0	0
2:15	1	0	0	0	1	1
2:30	1	0	0	0	1	1
2:45	2	0	0	0	2	2
3:00	2	0	0	0	2	2
3:15	2	0	0	0	2	2
3:30	5	0	0	0	5	5
3:45	3	0	0	0	3	3
4:00	4	0	0	0	4	4
4:15	3	0	0	0	3	3
4:30	0	0	0	0	0	0
4:45	7	0	0	0	7	7
5:00	5	0	0	0	5	5
5:15	12	0	0	0	12	12
5:30	28	0	1	0	29	30
5:45	13	0	1	0	14	15
6:00	18	0	0	0	18	18
6:15	23	0	0	0	23	23
6:30	33	0	1	1	35	37
6:45	41	1	1	1	44	45
7:00	46	3	1	1	51	51
7:15	62	4	2	1	69	69
7:30	63	2	1	1	67	68
7:45	69	4	2	1	76	76
8:00	75	9	2	1	87	85
8:15	67	4	1	1	73	73
8:30	62	3	1	1	67	67
8:45	77	5	2	1	85	85
9:00	45	2	1	1	49	50
9:15	58	2	1	1	62	63
9:30	61	0	1	1	63	65
9:45	44	3	1	1	49	49
10:00	62	1	1	1	65	66
10:15	49	6	2	1	58	57
10:30	57	0	1	1	59	61
10:45	57	2	1	1	61	62
11:00	46	2	1	1	50	51
11:15	50	4	1	1	56	56
11:30	46	2	1	1	50	51
11:45	38	2	1	1	42	43
12:00	69	3	1	1	74	74
12:15	64	0	1	1	66	68
12:30	57	3	3	1	64	65
12:45	54	9	1	1	65	62
13:00	40	9	2	1	52	50
13:15	53	2	1	1	57	58
13:30	38	7	1	2	48	47
13:45	55	3	1	1	60	60
14:00	48	5	1	1	55	54
14:15	56	1	1	1	59	60
14:30	65	3	2	1	71	72
14:45	49	2	1	1	53	54
15:00	43	1	1	1	46	47
15:15	62	3	1	1	67	67
15:30	64	1	3	1	69	71
15:45	57	2	1	1	61	62
16:00	57	1	1	2	61	63
16:15	77	2	3	1	83	85
16:30	93	2	2	1	98	99
16:45	93	0	3	1	97	100
17:00	86	4	2	1	93	93
17:15	82	6	2	1	91	90
17:30	91	0	2	1	94	96
17:45	103	9	2	2	116	115
18:00	95	5	2	2	104	105
18:15	112	3	3	2	120	122
18:30	97	9	2	1	109	107
18:45	111	1	2	1	115	117
19:00	75	0	2	1	78	80
19:15	52	4	1	1	58	58
19:30	68	1	1	1	71	72
19:45	64	1	1	1	67	68
20:00	46	2	1	1	50	51
20:15	37	1	1	1	40	41
20:30	45	1	1	1	48	49
20:45	47	0	1	1	49	51
21:00	27	0	1	0	28	29
21:15	34	1	1	1	37	38
21:30	36	0	1	1	38	40
21:45	14	1	0	0	15	15
22:00	22	0	0	0	22	22
22:15	25	0	1	0	26	27
22:30	23	0	0	0	23	23
22:45	12	0	1	0	13	14
23:00	18	0	0	0	18	18
23:15	15	0	0	0	15	15
23:30	15	1	0	0	16	16
23:45	13	0	0	0	13	13

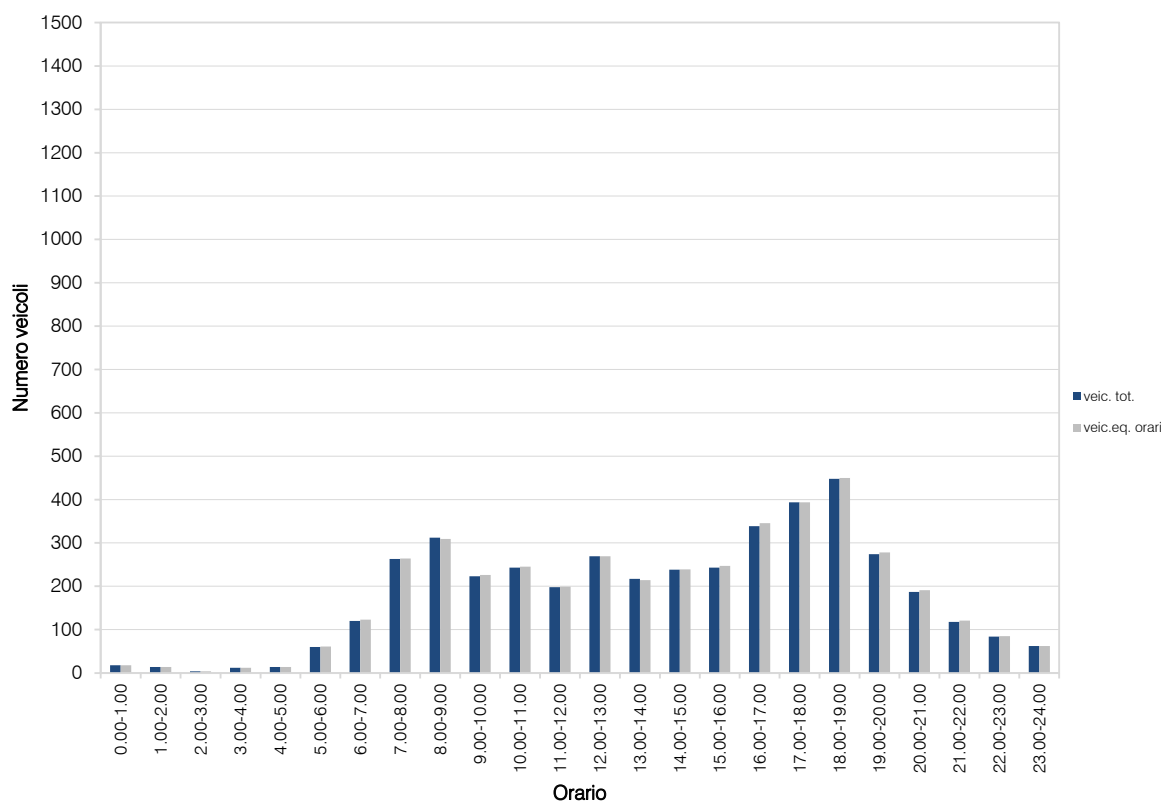
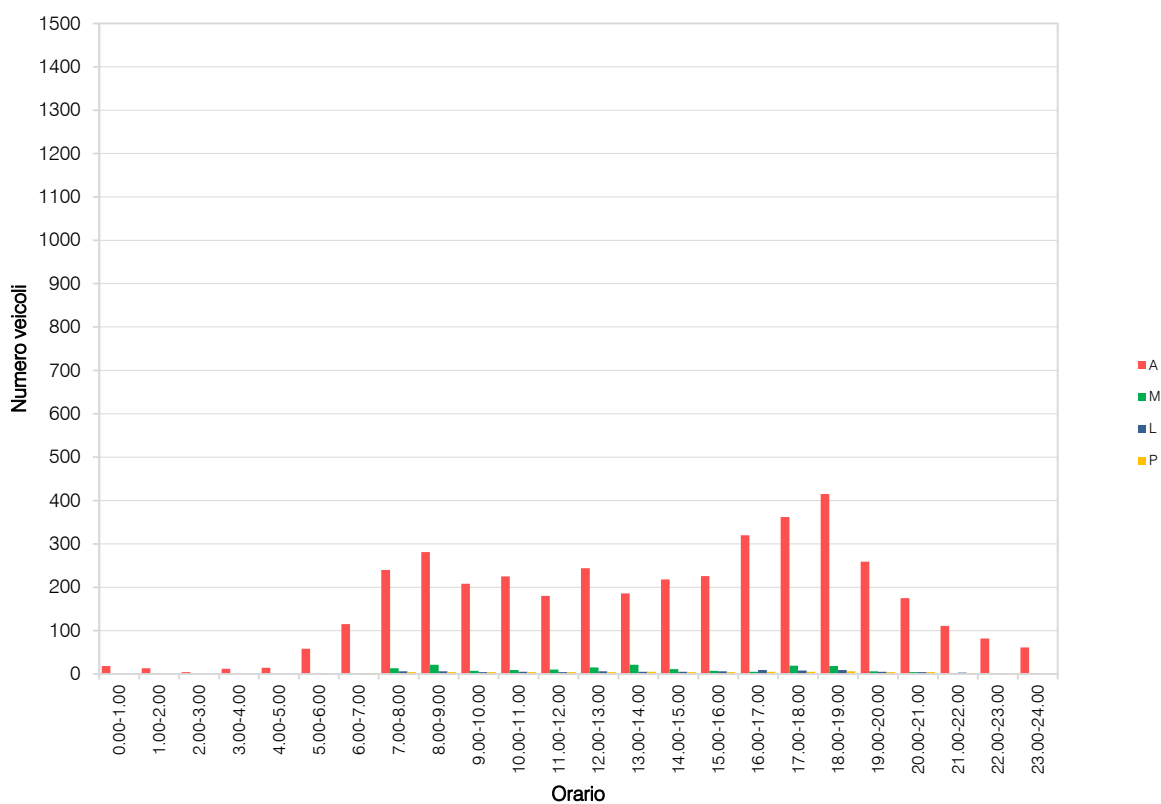
VOLUME DI TRAFFICO INTERVALLO TEMPORALE 60 min

martedì 21 maggio 2024

	A	M	L	P	veicoli totali	veicoli equivalenti orari
0.00-1.00	18	0	0	0	18	18
1.00-2.00	13	1	0	0	14	14
2.00-3.00	4	0	0	0	4	4
3.00-4.00	12	0	0	0	12	12
4.00-5.00	14	0	0	0	14	14
5.00-6.00	58	0	2	0	60	61
6.00-7.00	115	1	2	2	120	123
7.00-8.00	240	13	6	4	263	264
8.00-9.00	281	21	6	4	312	309
9.00-10.00	208	7	4	4	223	226
10.00-11.00	225	9	5	4	243	245
11.00-12.00	180	10	4	4	198	199
12.00-13.00	244	15	6	4	269	269
13.00-14.00	186	21	5	5	217	214
14.00-15.00	218	11	5	4	238	239
15.00-16.00	226	7	6	4	243	247
16.00-17.00	320	5	9	5	339	346
17.00-18.00	362	19	8	5	394	394
18.00-19.00	415	18	9	6	448	450
19.00-20.00	259	6	5	4	274	278
20.00-21.00	175	4	4	4	187	191
21.00-22.00	111	2	3	2	118	121
22.00-23.00	82	0	2	0	84	85
23.00-24.00	61	1	0	0	62	62
TOT					4.354	4.385

ELABORAZIONI GRAFICHE

martedì 21 maggio 2024



VOLUME DI TRAFFICO INTERVALLO TEMPORALE 15 min

mercoledì 22 maggio 2024

	A	M	L	P	Veicoli totali	Veic. eq.
0:00	9	0	0	0	9	9
0:15	13	0	0	0	13	13
0:30	6	0	0	0	6	6
0:45	6	1	0	0	7	7
1:00	8	0	0	0	8	8
1:15	4	0	0	0	4	4
1:30	2	0	0	0	2	2
1:45	0	0	0	0	0	0
2:00	2	0	0	0	2	2
2:15	4	0	0	0	4	4
2:30	2	0	0	0	2	2
2:45	1	0	0	0	1	1
3:00	2	0	0	0	2	2
3:15	3	0	0	0	3	3
3:30	5	0	0	0	5	5
3:45	3	0	0	0	3	3
4:00	5	0	0	0	5	5
4:15	4	0	0	0	4	4
4:30	2	0	0	0	2	2
4:45	5	0	0	0	5	5
5:00	6	0	0	0	6	6
5:15	13	0	0	0	13	13
5:30	24	1	0	0	25	25
5:45	11	1	0	0	12	12
6:00	17	0	0	0	17	17
6:15	20	0	0	0	20	20
6:30	26	1	0	0	27	27
6:45	45	0	1	0	46	47
7:00	53	1	1	1	56	57
7:15	66	3	2	1	72	73
7:30	74	3	1	1	79	79
7:45	69	3	2	1	75	76
8:00	70	5	2	1	78	78
8:15	79	3	3	1	86	87
8:30	66	2	2	1	71	72
8:45	68	2	1	1	72	73
9:00	54	1	1	1	57	58
9:15	59	1	1	1	62	63
9:30	50	2	1	1	54	55
9:45	55	4	1	1	61	61
10:00	46	0	3	0	49	51
10:15	59	4	2	1	66	66
10:30	54	2	2	1	59	60
10:45	54	0	1	1	56	58
11:00	66	2	1	1	70	71
11:15	46	4	1	0	51	50
11:30	54	2	1	1	58	59
11:45	55	0	1	1	57	59
12:00	69	1	1	1	72	73
12:15	56	1	1	1	59	60
12:30	60	0	1	1	62	64
12:45	75	2	1	1	79	80
13:00	66	3	1	1	71	71
13:15	44	2	1	0	47	47
13:30	43	3	1	0	47	46
13:45	67	2	2	1	72	73
14:00	72	0	1	1	74	76
14:15	64	1	1	1	67	68
14:30	62	2	2	1	67	68
14:45	43	0	1	0	44	45
15:00	54	1	1	1	57	58
15:15	57	2	1	1	61	62
15:30	64	0	1	1	66	68
15:45	77	0	1	1	79	81
16:00	52	5	1	6	64	68
16:15	67	4	1	2	74	75
16:30	72	2	2	1	77	78
16:45	71	2	1	1	75	76
17:00	81	3	1	1	86	86
17:15	71	3	1	1	76	76
17:30	87	7	2	1	97	96
17:45	80	6	1	1	88	87
18:00	103	4	2	1	110	110
18:15	96	3	1	1	101	101
18:30	89	4	1	1	95	95
18:45	85	0	1	1	87	89
19:00	64	1	1	1	67	68
19:15	82	1	1	1	85	86
19:30	69	1	1	1	72	73
19:45	44	0	1	1	46	48
20:00	56	0	1	1	58	60
20:15	30	1	0	0	31	31
20:30	33	1	1	0	35	35
20:45	34	0	1	0	35	36
21:00	36	0	1	0	37	38
21:15	26	0	0	0	26	26
21:30	22	0	0	0	22	22
21:45	14	1	0	0	15	15
22:00	20	0	0	0	20	20
22:15	25	0	0	0	25	25
22:30	29	0	0	0	29	29
22:45	19	0	0	0	19	19
23:00	16	0	0	0	16	16
23:15	20	0	0	0	20	20
23:30	12	0	0	0	12	12
23:45	11	0	0	0	11	11

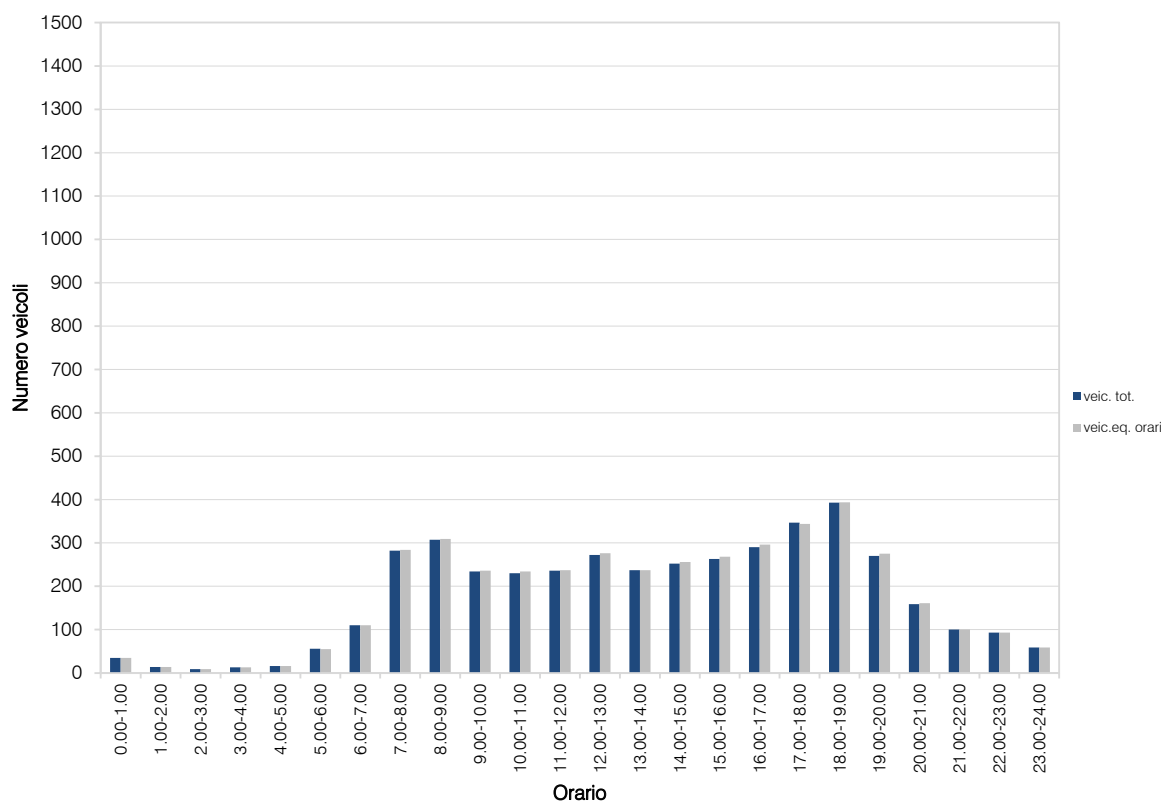
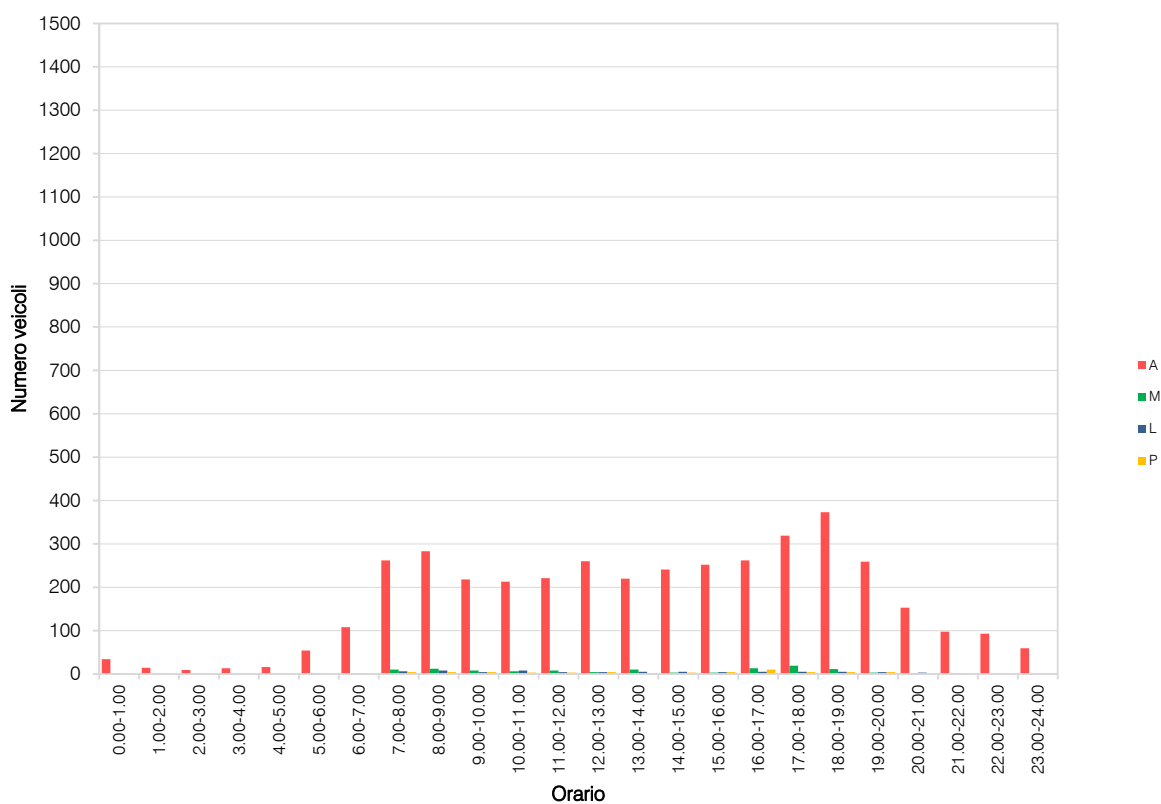
VOLUME DI TRAFFICO INTERVALLO TEMPORALE 60 min

mercoledì 22 maggio 2024

	A	M	L	P	veicoli totali	veicoli equivalenti orari
0.00-1.00	34	1	0	0	35	35
1.00-2.00	14	0	0	0	14	14
2.00-3.00	9	0	0	0	9	9
3.00-4.00	13	0	0	0	13	13
4.00-5.00	16	0	0	0	16	16
5.00-6.00	54	2	0	0	56	55
6.00-7.00	108	1	1	0	110	110
7.00-8.00	262	10	6	4	282	284
8.00-9.00	283	12	8	4	307	309
9.00-10.00	218	8	4	4	234	236
10.00-11.00	213	6	8	3	230	234
11.00-12.00	221	8	4	3	236	237
12.00-13.00	260	4	4	4	272	276
13.00-14.00	220	10	5	2	237	237
14.00-15.00	241	3	5	3	252	256
15.00-16.00	252	3	4	4	263	268
16.00-17.00	262	13	5	10	290	296
17.00-18.00	319	19	5	4	347	344
18.00-19.00	373	11	5	4	393	394
19.00-20.00	259	3	4	4	270	275
20.00-21.00	153	2	3	1	159	161
21.00-22.00	98	1	1	0	100	100
22.00-23.00	93	0	0	0	93	93
23.00-24.00	59	0	0	0	59	59
TOT					4.277	4.311

ELABORAZIONI GRAFICHE

mercoledì 22 maggio 2024



VOLUME DI TRAFFICO INTERVALLO TEMPORALE 15 min

giovedì 23 maggio 2024

	A	M	L	P	Veicoli totali	Veic. eq.
0:00	11	0	0	0	11	11
0:15	6	0	0	0	6	6
0:30	4	0	0	0	4	4
0:45	2	1	0	0	3	3
1:00	6	0	0	0	6	6
1:15	3	0	0	0	3	3
1:30	5	0	0	0	5	5
1:45	1	0	0	0	1	1
2:00	0	0	0	0	0	0
2:15	3	0	0	0	3	3
2:30	1	0	0	0	1	1
2:45	1	0	0	0	1	1
3:00	4	0	0	0	4	4
3:15	5	0	0	0	5	5
3:30	2	0	0	0	2	2
3:45	1	0	0	0	1	1
4:00	7	0	0	0	7	7
4:15	4	0	0	0	4	4
4:30	2	0	0	0	2	2
4:45	6	0	0	0	6	6
5:00	7	0	0	0	7	7
5:15	13	0	0	0	13	13
5:30	16	0	0	0	16	16
5:45	12	1	1	0	14	14
6:00	17	0	1	0	18	19
6:15	22	0	2	0	24	25
6:30	37	1	2	1	41	43
6:45	43	1	1	1	46	47
7:00	46	3	1	1	51	51
7:15	69	2	3	1	75	77
7:30	81	4	2	2	89	90
7:45	65	3	2	1	71	72
8:00	84	3	1	2	90	91
8:15	67	3	1	1	72	72
8:30	73	2	3	2	80	83
8:45	70	3	1	1	75	75
9:00	47	1	1	1	50	51
9:15	63	2	1	1	67	68
9:30	50	3	1	1	55	55
9:45	58	7	1	1	67	65
10:00	42	0	4	1	47	50
10:15	61	7	3	1	72	71
10:30	53	2	3	1	59	61
10:45	56	0	1	1	58	60
11:00	69	3	1	1	74	74
11:15	46	6	1	1	54	53
11:30	51	3	1	1	56	56
11:45	51	0	1	1	53	55
12:00	62	1	1	1	65	66
12:15	50	2	1	1	54	55
12:30	60	0	1	1	62	64
12:45	75	3	1	2	81	82
13:00	60	5	1	1	67	66
13:15	40	3	1	1	45	45
13:30	39	4	1	1	45	45
13:45	66	2	3	1	72	74
14:00	66	0	1	1	68	70
14:15	71	1	1	1	74	75
14:30	65	0	1	1	67	69
14:45	43	1	2	1	47	49
15:00	51	0	2	1	54	56
15:15	57	3	1	1	62	62
15:30	69	2	1	1	73	74
15:45	44	5	1	1	51	50
16:00	69	3	1	1	74	74
16:15	68	3	2	1	74	75
16:30	75	1	1	2	79	81
16:45	82	4	1	2	89	90
17:00	64	4	1	1	70	70
17:15	75	3	2	2	82	84
17:30	73	6	1	2	82	82
17:45	84	8	1	3	96	96
18:00	110	8	2	2	122	121
18:15	78	3	1	2	84	85
18:30	96	3	1	2	102	103
18:45	83	2	1	2	88	90
19:00	70	1	1	1	73	74
19:15	53	3	1	1	58	58
19:30	56	2	1	1	60	61
19:45	40	0	1	1	42	44
20:00	44	0	1	1	46	48
20:15	39	2	1	1	43	44
20:30	46	2	1	1	50	51
20:45	29	0	0	1	30	31
21:00	15	4	0	0	19	17
21:15	9	4	0	0	13	11
21:30	25	2	0	1	28	28
21:45	21	0	0	0	21	21
22:00	23	1	0	0	24	24
22:15	19	0	0	0	19	19
22:30	14	0	0	0	14	14
22:45	19	0	0	0	19	19
23:00	20	0	0	0	20	20
23:15	16	0	0	0	16	16
23:30	14	0	0	0	14	14
23:45	13	0	0	0	13	13

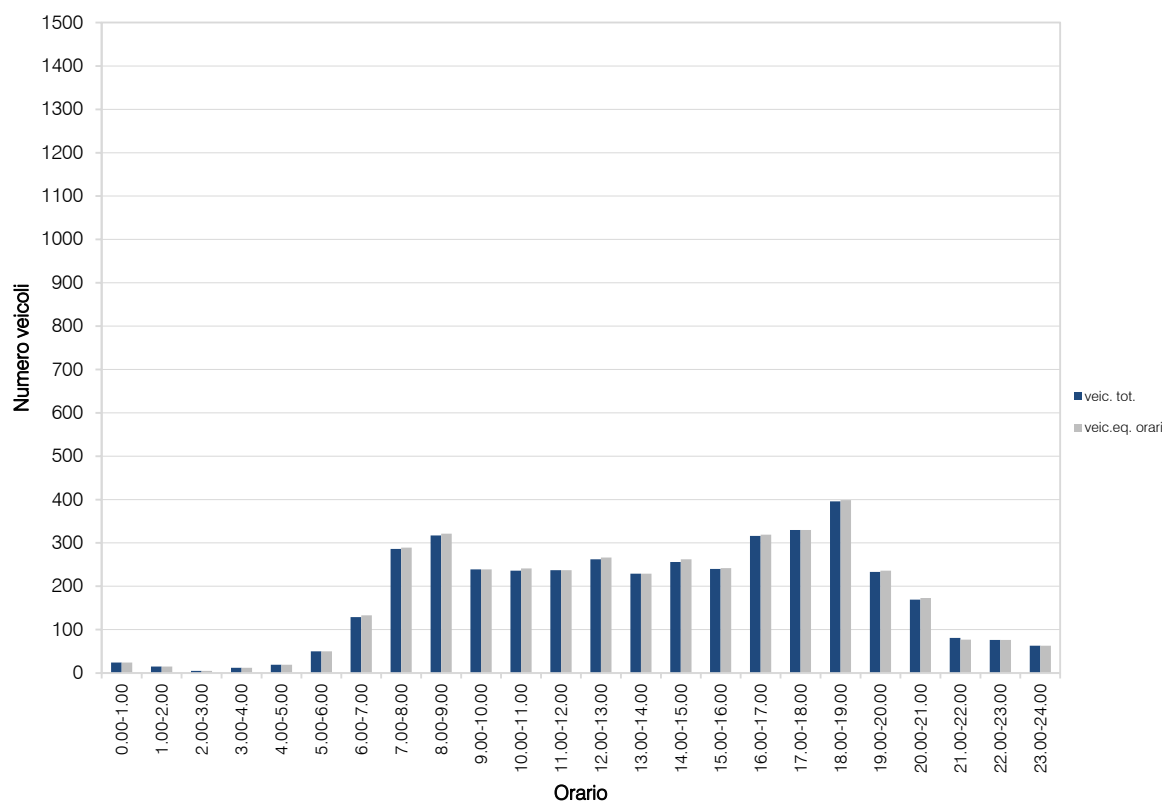
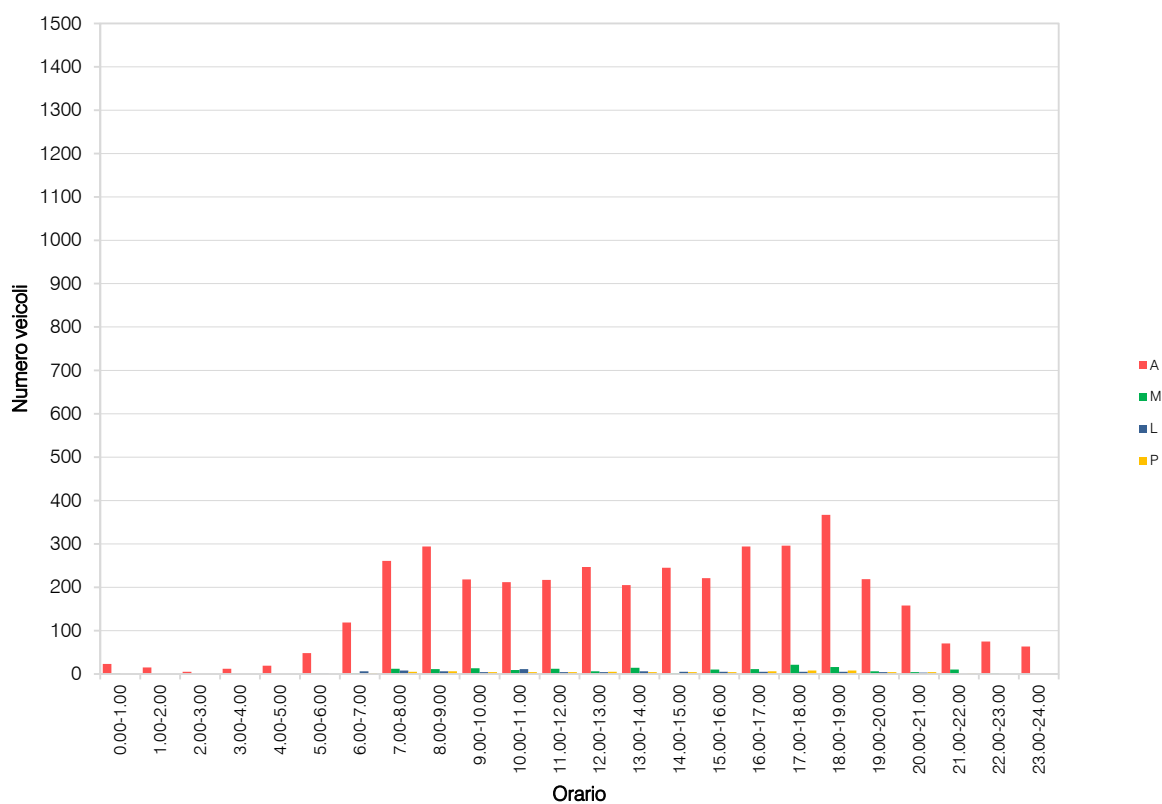
VOLUME DI TRAFFICO INTERVALLO TEMPORALE 60 min

giovedì 23 maggio 2024

	<i>A</i>	<i>M</i>	<i>L</i>	<i>P</i>	<i>veicoli totali</i>	<i>veicoli equivalenti orari</i>
0.00-1.00	23	1	0	0	24	24
1.00-2.00	15	0	0	0	15	15
2.00-3.00	5	0	0	0	5	5
3.00-4.00	12	0	0	0	12	12
4.00-5.00	19	0	0	0	19	19
5.00-6.00	48	1	1	0	50	50
6.00-7.00	119	2	6	2	129	133
7.00-8.00	261	12	8	5	286	289
8.00-9.00	294	11	6	6	317	321
9.00-10.00	218	13	4	4	239	239
10.00-11.00	212	9	11	4	236	241
11.00-12.00	217	12	4	4	237	237
12.00-13.00	247	6	4	5	262	266
13.00-14.00	205	14	6	4	229	229
14.00-15.00	245	2	5	4	256	262
15.00-16.00	221	10	5	4	240	242
16.00-17.00	294	11	5	6	316	319
17.00-18.00	296	21	5	8	330	330
18.00-19.00	367	16	5	8	396	399
19.00-20.00	219	6	4	4	233	236
20.00-21.00	158	4	3	4	169	173
21.00-22.00	70	10	0	1	81	77
22.00-23.00	75	1	0	0	76	76
23.00-24.00	63	0	0	0	63	63
	TOT				4.220	4.257

ELABORAZIONI GRAFICHE

giovedì 23 maggio 2024



RILIEVI AUTOMATICI: RADAR 11

DATI GENERALI

SR245 - Via Castellana, dir. nord-ovest

Giorni di rilievo

venerdì 17 maggio 2024

sabato 18 maggio 2024


domenica 19 maggio 2024

lunedì 20 maggio 2024

martedì 21 maggio 2024

mercoledì 22 maggio 2024

giovedì 23 maggio 2024



VOLUME DI TRAFFICO INTERVALLO TEMPORALE 15 min

venerdì 17 maggio 2024

	A	M	L	P	Veicoli totali	Veic. eq.
0:00	18	0	0	0	18	18
0:15	27	1	0	0	28	28
0:30	18	1	0	0	19	19
0:45	18	0	0	1	19	20
1:00	9	0	0	0	9	9
1:15	10	0	0	0	10	10
1:30	16	0	0	0	16	16
1:45	13	0	0	0	13	13
2:00	4	0	0	0	4	4
2:15	3	0	0	0	3	3
2:30	8	0	0	0	8	8
2:45	4	0	1	0	5	6
3:00	9	0	0	0	9	9
3:15	6	0	0	0	6	6
3:30	10	0	0	1	11	12
3:45	4	0	0	1	5	6
4:00	6	0	1	2	9	12
4:15	5	0	1	1	7	9
4:30	10	0	0	1	11	12
4:45	16	0	0	1	17	18
5:00	25	0	2	0	27	28
5:15	60	1	1	2	64	66
5:30	108	2	1	1	112	113
5:45	66	3	0	0	69	68
6:00	45	1	1	0	47	47
6:15	82	1	6	2	91	96
6:30	124	2	5	1	132	135
6:45	143	4	1	5	153	157
7:00	205	6	5	4	220	224
7:15	182	6	8	0	196	197
7:30	179	4	2	2	187	188
7:45	123	6	3	0	132	131
8:00	161	4	2	0	167	166
8:15	144	6	7	0	157	158
8:30	121	6	3	3	133	135
8:45	141	4	5	1	151	153
9:00	167	5	14	3	189	197
9:15	154	1	5	1	161	164
9:30	151	2	8	2	163	168
9:45	141	5	6	2	154	157
10:00	164	4	5	3	176	180
10:15	125	5	6	2	138	141
10:30	116	4	4	2	126	128
10:45	121	7	6	3	137	140
11:00	127	6	6	2	141	143
11:15	106	2	4	3	115	119
11:30	116	2	4	3	125	129
11:45	133	8	4	1	146	145
12:00	128	3	4	3	138	142
12:15	119	5	5	3	132	135
12:30	150	6	4	3	163	165
12:45	113	2	1	3	119	122
13:00	103	3	7	3	116	121
13:15	118	6	4	1	129	129
13:30	122	5	6	3	136	140
13:45	132	4	6	6	148	155
14:00	151	4	1	2	158	159
14:15	108	2	4	3	117	121
14:30	157	4	8	3	172	177
14:45	132	2	4	2	140	143
15:00	133	2	5	0	140	142
15:15	131	3	3	4	141	145
15:30	134	2	4	0	140	141
15:45	140	3	5	2	150	153
16:00	133	6	5	1	145	146
16:15	148	2	6	1	157	160
16:30	127	3	5	2	137	140
16:45	122	2	3	1	128	130
17:00	136	7	5	2	150	151
17:15	116	7	1	1	125	123
17:30	136	12	0	0	148	142
17:45	111	5	1	1	118	117
18:00	95	2	0	1	98	98
18:15	94	4	1	0	99	98
18:30	155	7	0	1	163	161
18:45	150	7	3	2	162	162
19:00	174	4	1	1	180	180
19:15	163	7	1	1	172	170
19:30	192	8	4	0	204	202
19:45	122	5	2	3	132	134
20:00	102	9	1	0	112	108
20:15	141	9	3	2	155	154
20:30	107	6	0	1	114	112
20:45	80	6	0	2	88	87
21:00	44	1	3	3	51	55
21:15	11	1	0	0	12	12
21:30	54	5	1	1	61	60
21:45	58	3	0	0	61	60
22:00	46	2	0	0	48	47
22:15	68	5	1	1	75	74
22:30	51	2	0	0	53	52
22:45	50	2	2	0	54	54
23:00	45	2	0	0	47	46
23:15	49	1	0	0	50	50
23:30	46	1	1	0	48	48
23:45	40	2	0	1	43	43

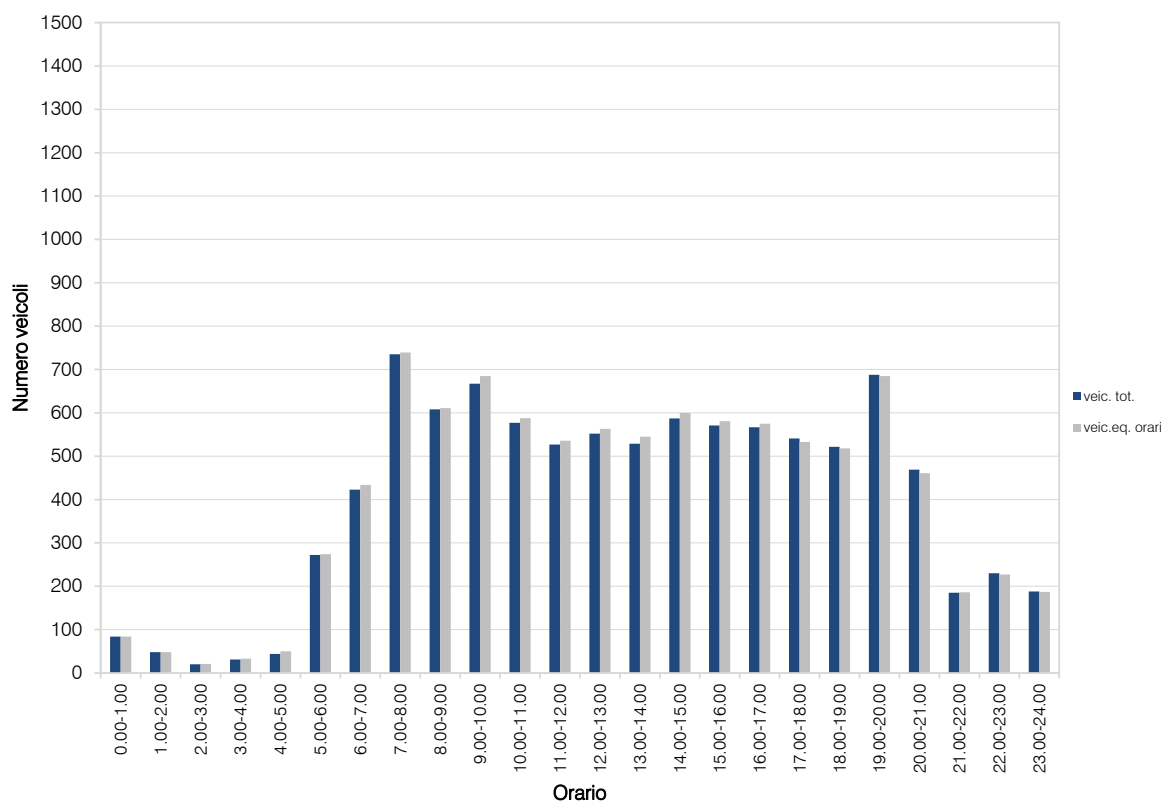
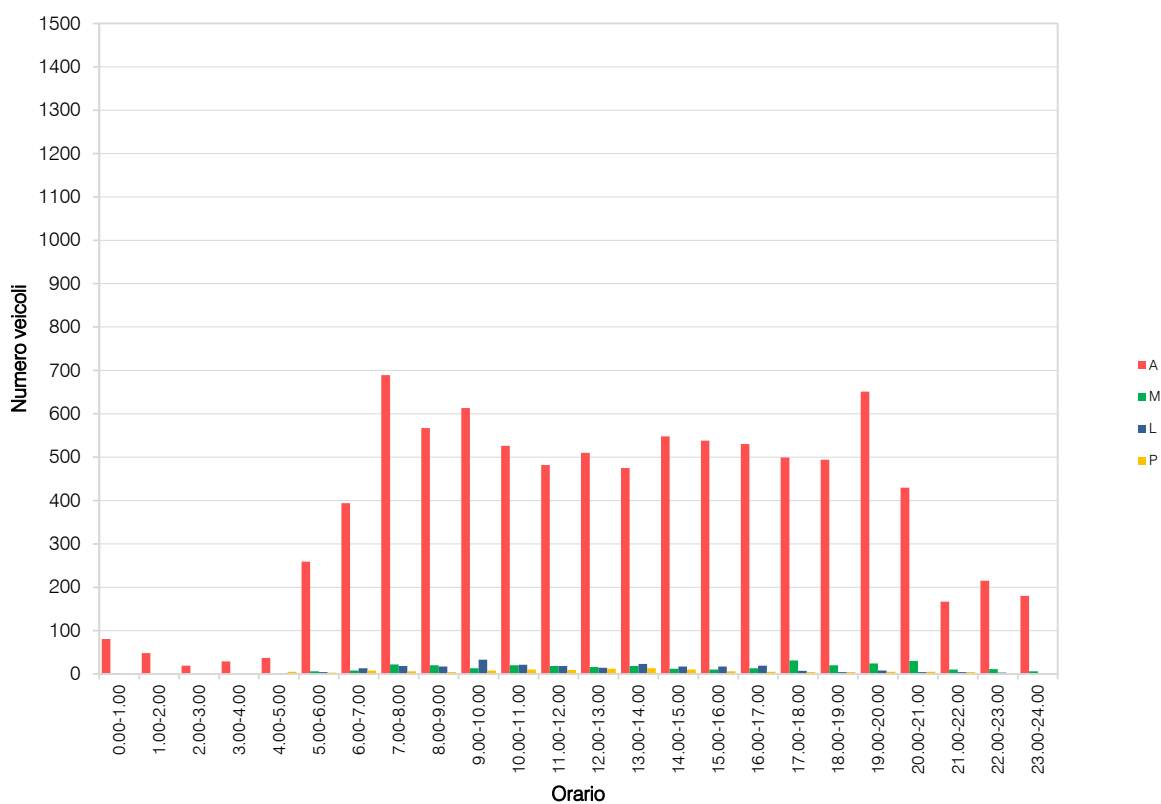
VOLUME DI TRAFFICO INTERVALLO TEMPORALE 60 min

venerdì 17 maggio 2024

	A	M	L	P	veicoli totali	veicoli equivalenti orari
0.00-1.00	81	2	0	1	84	84
1.00-2.00	48	0	0	0	48	48
2.00-3.00	19	0	1	0	20	21
3.00-4.00	29	0	0	2	31	33
4.00-5.00	37	0	2	5	44	50
5.00-6.00	259	6	4	3	272	274
6.00-7.00	394	8	13	8	423	434
7.00-8.00	689	22	18	6	735	739
8.00-9.00	567	20	17	4	608	611
9.00-10.00	613	13	33	8	667	685
10.00-11.00	526	20	21	10	577	588
11.00-12.00	482	18	18	9	527	536
12.00-13.00	510	16	14	12	552	563
13.00-14.00	475	18	23	13	529	545
14.00-15.00	548	12	17	10	587	600
15.00-16.00	538	10	17	6	571	581
16.00-17.00	530	13	19	5	567	575
17.00-18.00	499	31	7	4	541	533
18.00-19.00	494	20	4	4	522	518
19.00-20.00	651	24	8	5	688	685
20.00-21.00	430	30	4	5	469	461
21.00-22.00	167	10	4	4	185	186
22.00-23.00	215	11	3	1	230	227
23.00-24.00	180	6	1	1	188	187
TOT					9.665	9.764

ELABORAZIONI GRAFICHE

venerdì 17 maggio 2024



VOLUME DI TRAFFICO INTERVALLO TEMPORALE 15 min

sabato 18 maggio 2024

	A	M	L	P	Veicoli totali	Veic. eq.
0:00	51	2	1	0	54	54
0:15	33	0	0	0	33	33
0:30	40	0	0	0	40	40
0:45	29	1	0	0	30	30
1:00	25	0	0	0	25	25
1:15	21	1	0	0	22	22
1:30	14	0	0	0	14	14
1:45	16	0	0	0	16	16
2:00	14	0	0	0	14	14
2:15	5	0	0	0	5	5
2:30	13	1	0	0	14	14
2:45	13	0	0	0	13	13
3:00	8	0	0	1	9	10
3:15	6	0	0	0	6	6
3:30	6	0	0	0	6	6
3:45	2	0	0	0	2	2
4:00	5	0	0	1	6	7
4:15	3	0	0	0	3	3
4:30	8	0	1	0	9	10
4:45	4	0	0	1	5	6
5:00	14	0	0	0	14	14
5:15	17	0	1	0	18	19
5:30	21	1	0	0	22	22
5:45	15	0	0	1	16	17
6:00	34	0	1	0	35	36
6:15	28	0	1	1	30	32
6:30	53	0	2	1	56	58
6:45	48	1	1	3	53	56
7:00	53	0	1	2	56	59
7:15	61	0	1	2	64	67
7:30	60	2	1	1	64	65
7:45	69	2	0	1	72	72
8:00	75	0	1	2	78	81
8:15	124	3	1	2	130	131
8:30	119	1	2	2	124	127
8:45	119	2	1	0	122	122
9:00	162	1	0	1	164	165
9:15	105	4	0	2	111	111
9:30	138	0	1	1	140	142
9:45	173	2	1	2	178	180
10:00	139	3	1	1	144	144
10:15	168	3	0	1	172	172
10:30	161	3	1	1	166	166
10:45	136	2	1	2	141	143
11:00	139	3	1	1	144	144
11:15	153	7	1	1	162	160
11:30	181	5	1	1	188	187
11:45	172	3	1	0	176	175
12:00	183	5	1	0	189	187
12:15	136	2	2	0	140	140
12:30	145	5	1	0	151	149
12:45	115	1	1	4	121	125
13:00	86	1	1	1	89	90
13:15	99	3	1	1	104	104
13:30	89	2	1	0	92	92
13:45	113	1	1	2	117	119
14:00	105	3	1	5	114	118
14:15	119	1	1	2	123	125
14:30	110	2	1	3	116	119
14:45	144	0	1	1	146	148
15:00	102	1	0	1	104	105
15:15	108	1	1	0	110	110
15:30	106	2	0	0	108	107
15:45	103	3	0	0	106	105
16:00	114	4	1	1	120	120
16:15	111	2	1	2	116	118
16:30	127	2	1	1	131	132
16:45	136	1	1	1	139	140
17:00	149	2	1	1	153	154
17:15	143	0	1	0	144	145
17:30	144	1	0	0	145	145
17:45	138	7	0	1	146	144
18:00	114	2	0	1	117	117
18:15	125	5	0	1	131	130
18:30	145	2	1	0	148	148
18:45	186	4	1	0	191	190
19:00	151	2	0	0	153	152
19:15	154	5	1	1	161	160
19:30	154	1	0	0	155	155
19:45	151	3	1	0	155	154
20:00	122	1	0	0	123	123
20:15	96	0	0	0	96	96
20:30	97	2	0	0	99	98
20:45	68	1	0	1	70	71
21:00	83	2	1	0	86	86
21:15	96	0	0	0	96	96
21:30	51	1	0	0	52	52
21:45	61	1	0	0	62	62
22:00	51	0	0	0	51	51
22:15	76	0	0	0	76	76
22:30	69	0	0	0	69	69
22:45	59	1	1	0	61	61
23:00	45	1	0	0	46	46
23:15	64	1	0	0	65	65
23:30	53	0	0	0	53	53
23:45	47	2	0	0	49	48

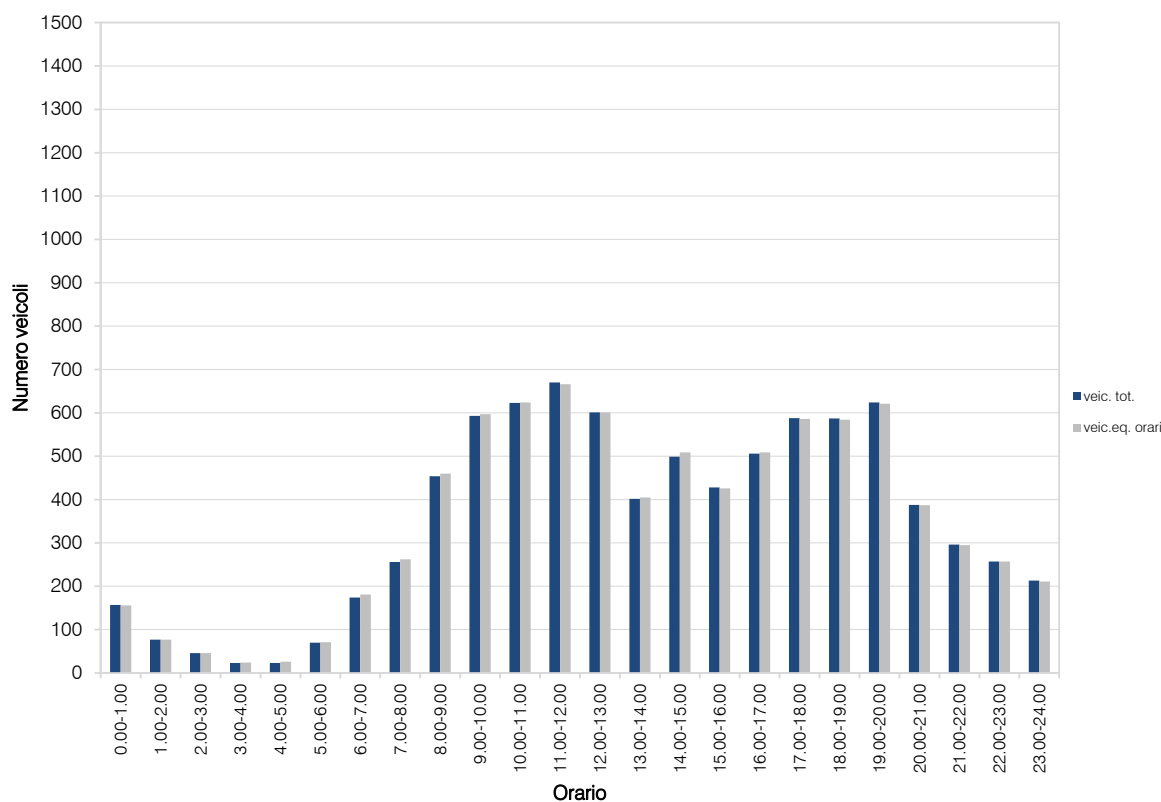
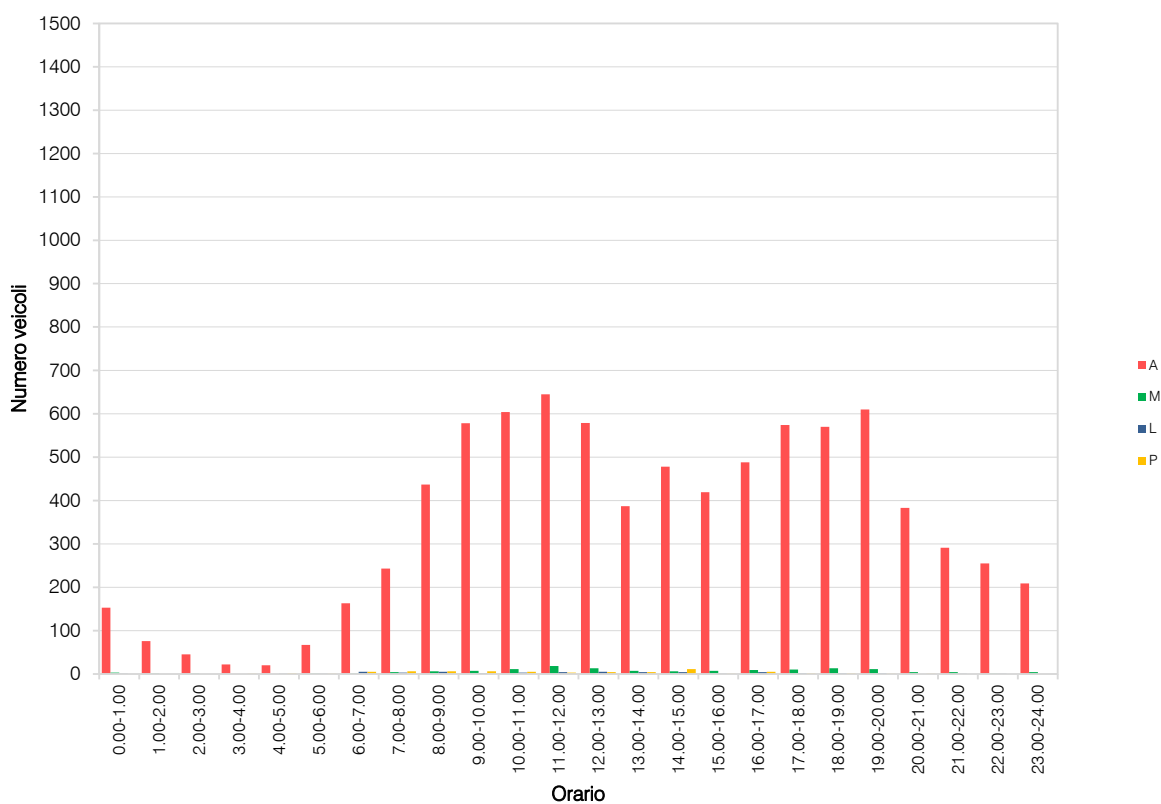
VOLUME DI TRAFFICO INTERVALLO TEMPORALE 60 min

sabato 18 maggio 2024

	A	M	L	P	veicoli totali	veicoli equivalenti orari
0.00-1.00	153	3	1	0	157	156
1.00-2.00	76	1	0	0	77	77
2.00-3.00	45	1	0	0	46	46
3.00-4.00	22	0	0	1	23	24
4.00-5.00	20	0	1	2	23	26
5.00-6.00	67	1	1	1	70	71
6.00-7.00	163	1	5	5	174	181
7.00-8.00	243	4	3	6	256	262
8.00-9.00	437	6	5	6	454	460
9.00-10.00	578	7	2	6	593	597
10.00-11.00	604	11	3	5	623	624
11.00-12.00	645	18	4	3	670	666
12.00-13.00	579	13	5	4	601	601
13.00-14.00	387	7	4	4	402	405
14.00-15.00	478	6	4	11	499	509
15.00-16.00	419	7	1	1	428	426
16.00-17.00	488	9	4	5	506	509
17.00-18.00	574	10	2	2	588	586
18.00-19.00	570	13	2	2	587	584
19.00-20.00	610	11	2	1	624	621
20.00-21.00	383	4	0	1	388	387
21.00-22.00	291	4	1	0	296	295
22.00-23.00	255	1	1	0	257	257
23.00-24.00	209	4	0	0	213	211
TOT					8.555	8.581

ELABORAZIONI GRAFICHE

sabato 18 maggio 2024



VOLUME DI TRAFFICO INTERVALLO TEMPORALE 15 min

domenica 19 maggio 2024

	A	M	L	P	Veicoli totali	Veic. eq.
0:00	53	0	0	1	54	55
0:15	38	0	0	0	38	38
0:30	49	1	0	0	50	50
0:45	49	0	0	0	49	49
1:00	24	2	0	0	26	25
1:15	33	0	0	0	33	33
1:30	31	0	0	0	31	31
1:45	29	0	0	0	29	29
2:00	18	0	0	0	18	18
2:15	18	0	0	0	18	18
2:30	14	0	0	0	14	14
2:45	14	0	0	0	14	14
3:00	9	0	0	0	9	9
3:15	5	0	0	0	5	5
3:30	8	0	0	0	8	8
3:45	8	0	0	0	8	8
4:00	8	0	0	0	8	8
4:15	9	0	1	0	10	11
4:30	6	0	0	0	6	6
4:45	9	0	0	0	9	9
5:00	5	0	0	0	5	5
5:15	5	0	0	0	5	5
5:30	6	0	0	0	6	6
5:45	6	0	0	0	6	6
6:00	11	0	0	0	11	11
6:15	11	0	0	0	11	11
6:30	18	0	0	0	18	18
6:45	19	0	0	0	19	19
7:00	22	1	0	1	24	25
7:15	35	2	0	0	37	36
7:30	22	0	0	1	23	24
7:45	40	1	0	0	41	41
8:00	36	2	1	1	40	41
8:15	61	2	0	1	64	64
8:30	63	1	0	1	65	66
8:45	72	4	0	1	77	76
9:00	78	1	0	1	80	81
9:15	84	4	0	0	88	86
9:30	93	3	0	1	97	97
9:45	121	2	1	0	124	124
10:00	108	4	1	1	114	114
10:15	109	3	0	0	112	111
10:30	113	3	0	1	117	117
10:45	123	2	0	0	125	124
11:00	92	5	0	1	98	97
11:15	98	4	0	1	103	102
11:30	129	4	1	1	135	135
11:45	138	1	0	1	140	141
12:00	116	4	0	1	121	120
12:15	118	1	1	1	121	122
12:30	125	1	1	1	128	129
12:45	88	1	0	0	89	89
13:00	83	2	0	1	86	86
13:15	56	1	0	1	58	59
13:30	64	1	0	0	65	65
13:45	56	1	1	0	58	58
14:00	76	0	0	1	77	78
14:15	55	1	0	0	56	56
14:30	64	2	0	0	66	65
14:45	85	2	0	0	87	86
15:00	78	1	1	1	81	82
15:15	66	2	0	1	69	69
15:30	124	3	0	0	127	126
15:45	112	3	1	0	116	115
16:00	91	2	0	1	94	94
16:15	92	0	0	1	93	94
16:30	96	0	1	0	97	98
16:45	119	2	0	0	121	120
17:00	106	0	0	1	107	108
17:15	129	2	0	1	132	132
17:30	108	4	0	1	113	112
17:45	154	2	0	0	156	155
18:00	139	2	1	0	142	142
18:15	127	3	1	1	132	132
18:30	140	2	1	0	143	143
18:45	174	6	1	0	181	179
19:00	164	2	0	1	167	167
19:15	149	3	0	1	153	153
19:30	111	4	1	1	117	117
19:45	105	6	0	0	111	108
20:00	85	4	1	0	90	89
20:15	104	0	1	1	106	108
20:30	97	1	1	0	99	99
20:45	59	3	0	0	62	61
21:00	68	0	1	1	70	72
21:15	69	1	0	0	70	70
21:30	60	0	0	0	60	60
21:45	78	1	1	0	80	80
22:00	48	1	0	1	50	51
22:15	64	1	0	0	65	65
22:30	61	2	0	0	63	62
22:45	34	0	0	0	34	34
23:00	48	0	0	1	49	50
23:15	36	0	0	0	36	36
23:30	23	1	0	1	25	26
23:45	29	0	0	1	30	31

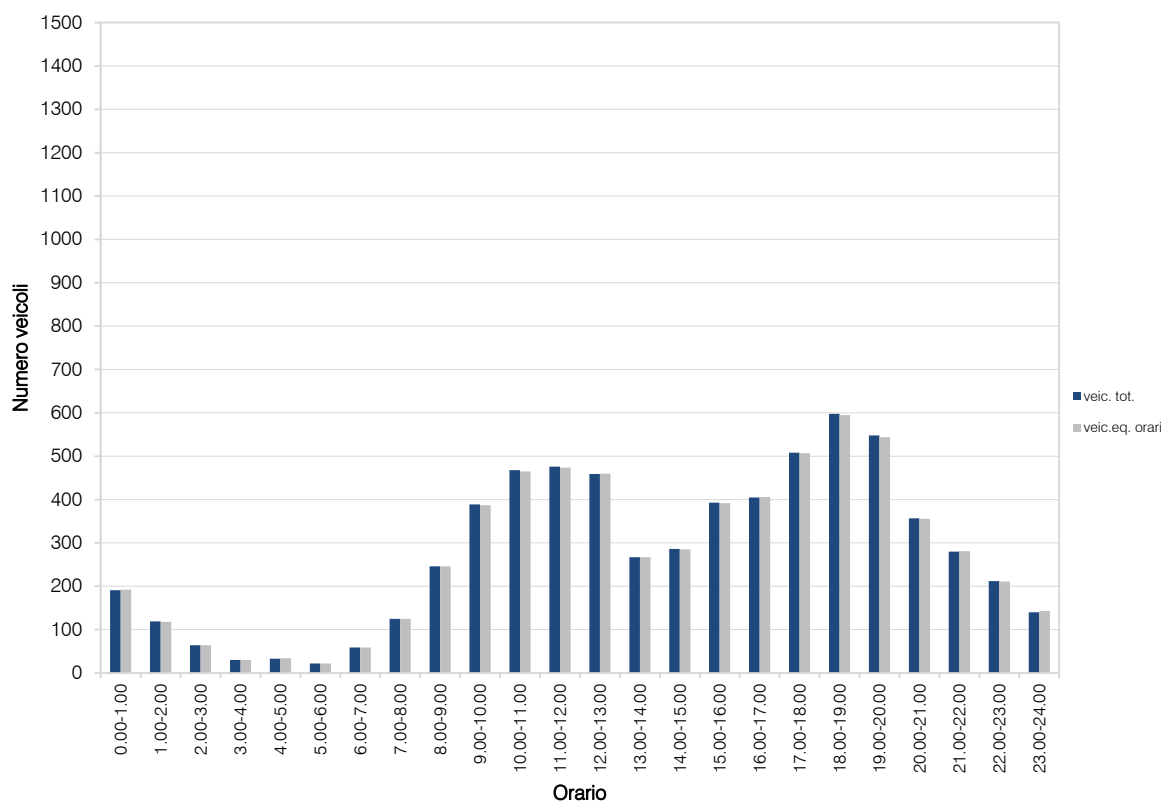
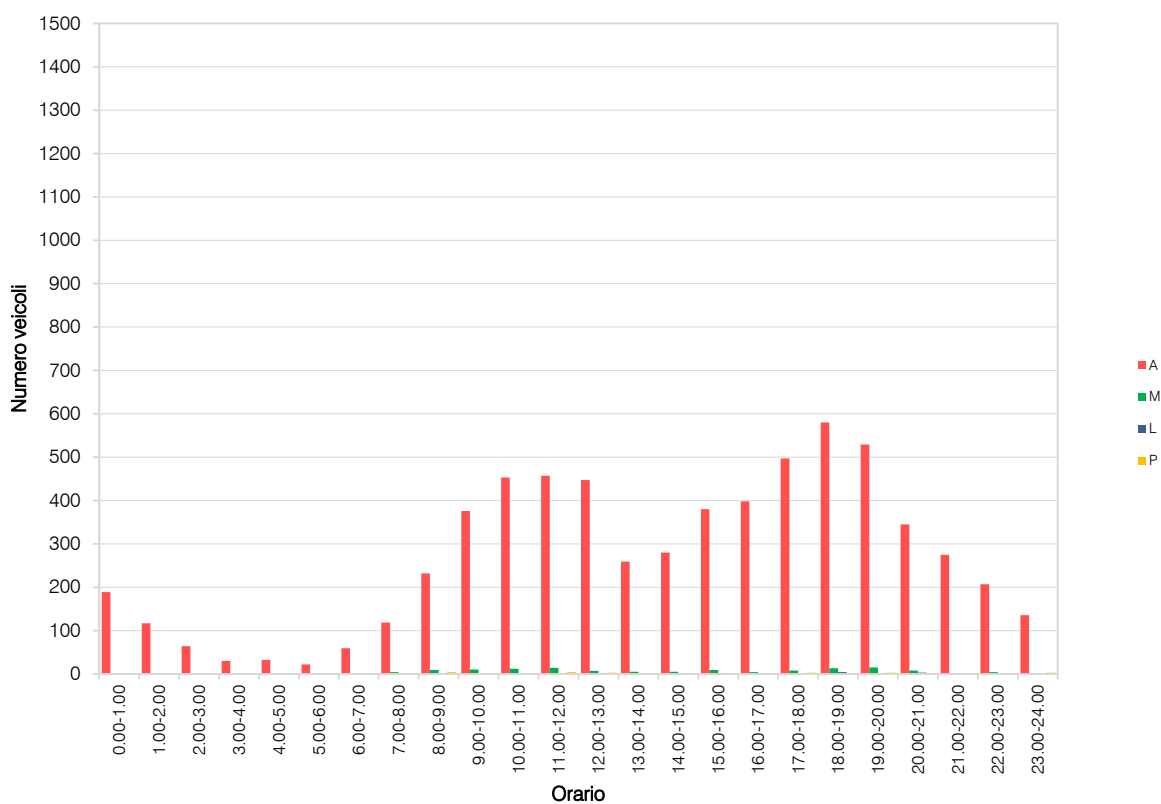
VOLUME DI TRAFFICO INTERVALLO TEMPORALE 60 min

domenica 19 maggio 2024

	A	M	L	P	veicoli totali	veicoli equivalenti orari
0.00-1.00	189	1	0	1	191	192
1.00-2.00	117	2	0	0	119	118
2.00-3.00	64	0	0	0	64	64
3.00-4.00	30	0	0	0	30	30
4.00-5.00	32	0	1	0	33	34
5.00-6.00	22	0	0	0	22	22
6.00-7.00	59	0	0	0	59	59
7.00-8.00	119	4	0	2	125	125
8.00-9.00	232	9	1	4	246	246
9.00-10.00	376	10	1	2	389	387
10.00-11.00	453	12	1	2	468	465
11.00-12.00	457	14	1	4	476	474
12.00-13.00	447	7	2	3	459	460
13.00-14.00	259	5	1	2	267	267
14.00-15.00	280	5	0	1	286	285
15.00-16.00	380	9	2	2	393	392
16.00-17.00	398	4	1	2	405	406
17.00-18.00	497	8	0	3	508	507
18.00-19.00	580	13	4	1	598	595
19.00-20.00	529	15	1	3	548	544
20.00-21.00	345	8	3	1	357	356
21.00-22.00	275	2	2	1	280	281
22.00-23.00	207	4	0	1	212	211
23.00-24.00	136	1	0	3	140	143
TOT					6.675	6.663

ELABORAZIONI GRAFICHE

domenica 19 maggio 2024



VOLUME DI TRAFFICO INTERVALLO TEMPORALE 15 min

lunedì 20 maggio 2024

	A	M	L	P	Veicoli totali	Veic. eq.
0:00	27	0	0	0	27	27
0:15	27	0	0	0	27	27
0:30	31	0	0	0	31	31
0:45	19	0	0	1	20	21
1:00	13	0	0	0	13	13
1:15	11	0	0	0	11	11
1:30	17	0	0	0	17	17
1:45	14	0	0	0	14	14
2:00	6	0	1	0	7	8
2:15	5	0	0	0	5	5
2:30	6	0	1	0	7	8
2:45	6	0	1	0	7	8
3:00	6	0	0	0	6	6
3:15	6	0	0	0	6	6
3:30	11	0	1	1	13	15
3:45	4	0	1	1	6	8
4:00	6	0	1	1	8	10
4:15	5	0	1	1	7	9
4:30	8	0	0	1	9	10
4:45	16	0	0	1	17	18
5:00	28	0	1	0	29	30
5:15	48	1	1	2	52	54
5:30	92	2	1	3	98	101
5:45	62	2	2	0	66	66
6:00	35	0	1	1	37	39
6:15	69	1	5	3	78	83
6:30	91	1	3	3	98	102
6:45	124	3	3	3	133	136
7:00	166	6	6	2	180	182
7:15	148	5	6	1	160	162
7:30	146	4	3	2	155	157
7:45	143	10	3	0	156	153
8:00	156	6	3	1	166	166
8:15	127	5	6	1	139	141
8:30	121	6	3	2	132	133
8:45	116	4	3	1	124	125
9:00	166	6	12	3	187	193
9:15	130	3	5	3	141	145
9:30	129	5	5	2	141	143
9:45	150	5	7	2	164	167
10:00	128	4	4	3	139	142
10:15	136	4	3	3	146	149
10:30	119	3	4	3	129	133
10:45	127	8	4	2	141	141
11:00	135	8	5	2	150	151
11:15	114	4	5	3	126	130
11:30	113	4	6	3	126	130
11:45	141	7	3	2	153	153
12:00	118	3	3	2	126	128
12:15	108	7	4	2	121	122
12:30	139	5	3	3	150	152
12:45	130	4	3	3	140	143
13:00	131	4	5	4	144	149
13:15	101	4	3	2	110	112
13:30	134	8	6	3	151	153
13:45	129	3	6	5	143	150
14:00	149	3	2	3	157	160
14:15	127	4	4	3	138	141
14:30	151	4	7	2	164	168
14:45	130	2	4	2	138	141
15:00	125	3	3	1	132	133
15:15	136	5	2	5	148	152
15:30	151	5	4	2	162	164
15:45	124	2	3	2	131	134
16:00	131	4	4	2	141	143
16:15	132	2	3	2	139	142
16:30	135	8	3	3	149	150
16:45	115	3	2	1	121	122
17:00	137	6	5	1	149	150
17:15	126	5	1	1	133	132
17:30	149	13	3	1	166	162
17:45	131	4	2	1	138	138
18:00	132	4	1	1	138	138
18:15	109	4	2	0	115	114
18:30	145	6	1	1	153	152
18:45	177	6	2	2	187	187
19:00	142	3	1	1	147	147
19:15	166	7	1	0	174	171
19:30	169	11	3	1	184	181
19:45	105	3	1	2	111	112
20:00	131	6	1	0	138	136
20:15	113	5	3	1	122	122
20:30	111	5	0	1	117	116
20:45	82	6	0	1	89	87
21:00	74	2	2	2	80	82
21:15	43	2	0	0	45	44
21:30	100	2	0	1	103	103
21:45	60	1	1	1	63	64
22:00	55	2	0	0	57	56
22:15	62	2	0	1	65	65
22:30	60	1	0	1	62	63
22:45	57	1	1	0	59	59
23:00	59	1	0	0	60	60
23:15	41	0	0	0	41	41
23:30	50	1	1	0	52	52
23:45	44	1	0	0	45	45

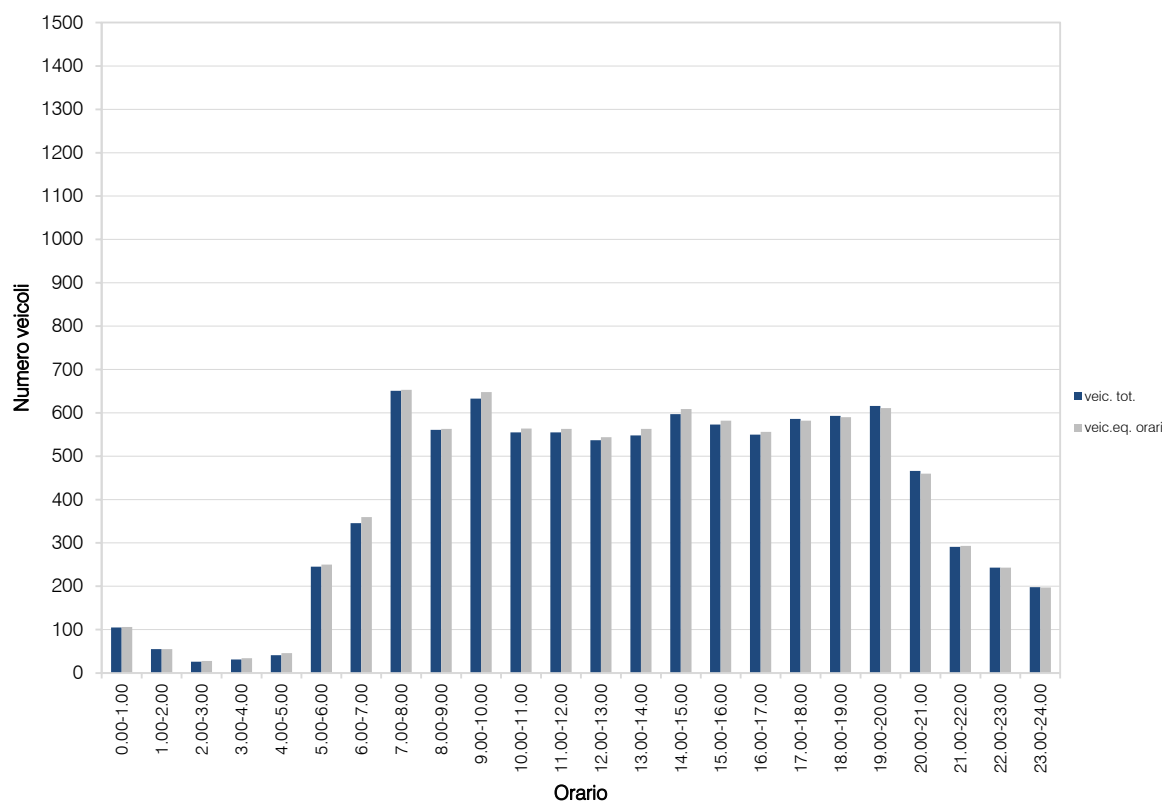
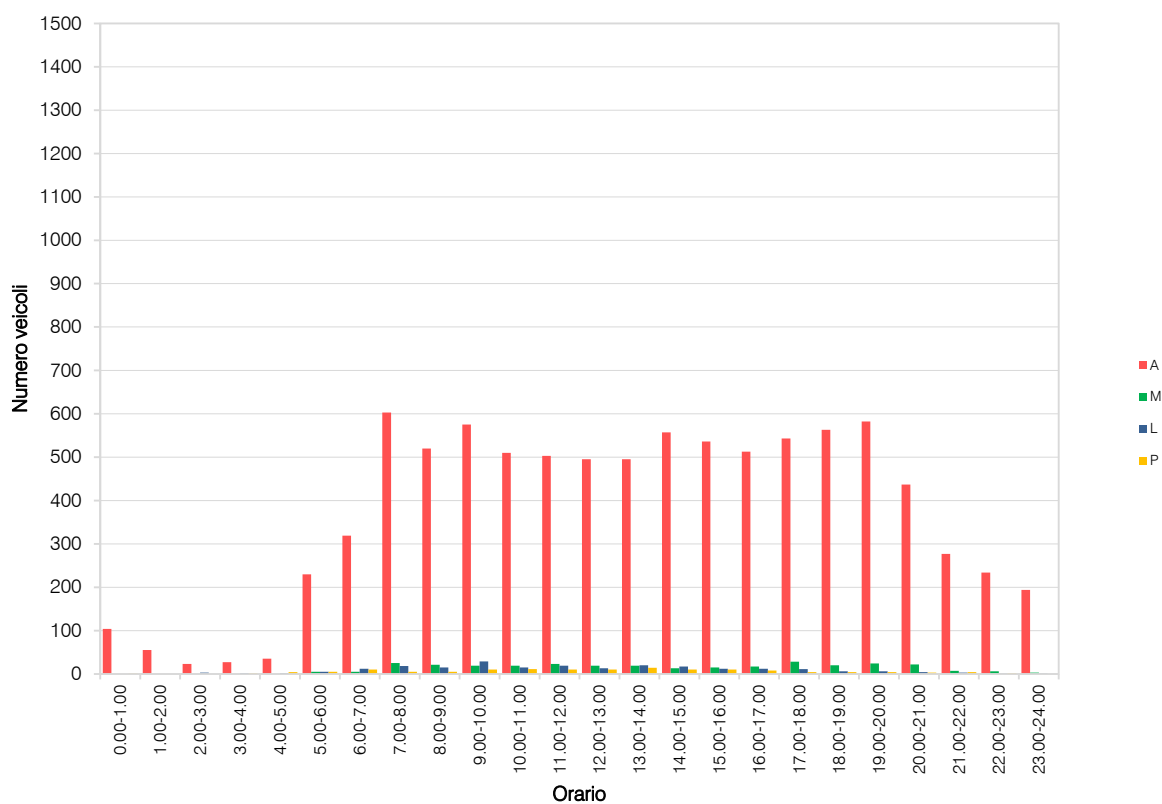
VOLUME DI TRAFFICO INTERVALLO TEMPORALE 60 min

lunedì 20 maggio 2024

	A	M	L	P	veicoli totali	veicoli equivalenti orari
0.00-1.00	104	0	0	1	105	106
1.00-2.00	55	0	0	0	55	55
2.00-3.00	23	0	3	0	26	28
3.00-4.00	27	0	2	2	31	34
4.00-5.00	35	0	2	4	41	46
5.00-6.00	230	5	5	5	245	250
6.00-7.00	319	5	12	10	346	360
7.00-8.00	603	25	18	5	651	653
8.00-9.00	520	21	15	5	561	563
9.00-10.00	575	19	29	10	633	648
10.00-11.00	510	19	15	11	555	564
11.00-12.00	503	23	19	10	555	563
12.00-13.00	495	19	13	10	537	544
13.00-14.00	495	19	20	14	548	563
14.00-15.00	557	13	17	10	597	609
15.00-16.00	536	15	12	10	573	582
16.00-17.00	513	17	12	8	550	556
17.00-18.00	543	28	11	4	586	582
18.00-19.00	563	20	6	4	593	590
19.00-20.00	582	24	6	4	616	611
20.00-21.00	437	22	4	3	466	460
21.00-22.00	277	7	3	4	291	293
22.00-23.00	234	6	1	2	243	243
23.00-24.00	194	3	1	0	198	197
TOT					9.602	9.700

ELABORAZIONI GRAFICHE

lunedì 20 maggio 2024



VOLUME DI TRAFFICO INTERVALLO TEMPORALE 15 min

martedì 21 maggio 2024

	A	M	L	P	Veicoli totali	Veic. eq.
0:00	36	0	0	0	36	36
0:15	31	0	0	0	31	31
0:30	40	0	1	0	41	42
0:45	18	0	0	0	18	18
1:00	15	0	0	0	15	15
1:15	11	0	0	0	11	11
1:30	15	0	0	0	15	15
1:45	11	0	0	0	11	11
2:00	6	0	1	0	7	8
2:15	8	0	0	0	8	8
2:30	5	0	1	0	6	7
2:45	9	0	1	0	10	11
3:00	5	0	0	0	5	5
3:15	5	0	0	0	5	5
3:30	11	0	1	0	12	13
3:45	3	0	1	0	4	5
4:00	8	0	0	0	8	8
4:15	6	0	1	0	7	8
4:30	5	0	0	1	6	7
4:45	18	0	1	1	20	22
5:00	23	0	1	1	25	27
5:15	36	0	1	1	38	40
5:30	64	2	1	3	70	73
5:45	41	0	3	1	45	48
6:00	25	0	2	2	29	32
6:15	60	0	3	2	65	69
6:30	70	0	2	4	76	81
6:45	86	3	5	1	95	97
7:00	114	5	9	1	129	132
7:15	112	5	5	2	124	126
7:30	123	5	3	2	133	134
7:45	142	11	4	1	158	156
8:00	125	5	3	2	135	136
8:15	108	5	3	2	118	119
8:30	109	5	3	1	118	118
8:45	98	2	2	1	103	104
9:00	135	7	6	2	150	152
9:15	114	5	4	3	126	129
9:30	108	7	4	2	121	122
9:45	136	3	7	2	148	152
10:00	100	3	3	2	108	110
10:15	113	3	2	3	121	124
10:30	92	2	5	3	102	107
10:45	101	6	2	1	110	109
11:00	119	10	4	2	135	134
11:15	111	6	6	2	125	127
11:30	118	4	6	2	130	133
11:45	128	5	2	3	138	140
12:00	119	4	3	2	128	130
12:15	119	13	2	2	136	133
12:30	135	5	4	4	148	152
12:45	127	8	5	3	143	145
13:00	141	6	3	4	154	157
13:15	90	4	3	3	100	103
13:30	138	7	5	2	152	153
13:45	96	2	4	2	104	107
14:00	114	2	2	3	121	124
14:15	116	6	4	3	129	131
14:30	146	6	6	2	160	162
14:45	110	3	5	2	120	123
15:00	118	6	2	2	128	128
15:15	121	6	3	4	134	137
15:30	136	7	4	3	150	152
15:45	119	2	2	2	125	127
16:00	113	5	4	3	125	128
16:15	107	2	3	3	115	119
16:30	146	11	3	2	162	160
16:45	117	6	1	1	125	124
17:00	138	5	5	1	149	150
17:15	133	4	2	1	140	140
17:30	147	11	7	3	168	169
17:45	124	4	3	1	132	133
18:00	176	7	2	1	186	185
18:15	139	4	4	1	148	149
18:30	178	4	1	1	184	184
18:45	201	4	1	2	208	209
19:00	132	4	2	1	139	139
19:15	162	12	2	0	176	171
19:30	172	11	2	1	186	183
19:45	99	2	1	1	103	104
20:00	136	6	1	1	144	143
20:15	94	3	2	1	100	101
20:30	106	3	1	1	111	111
20:45	86	2	1	0	89	89
21:00	104	4	1	0	109	108
21:15	76	2	1	0	79	79
21:30	121	0	0	0	121	121
21:45	61	0	1	1	63	65
22:00	65	3	1	0	69	68
22:15	48	0	0	0	48	48
22:30	63	0	0	1	64	65
22:45	51	0	0	0	51	51
23:00	61	0	0	0	61	61
23:15	36	0	0	0	36	36
23:30	50	0	0	0	50	50
23:45	45	0	0	0	45	45

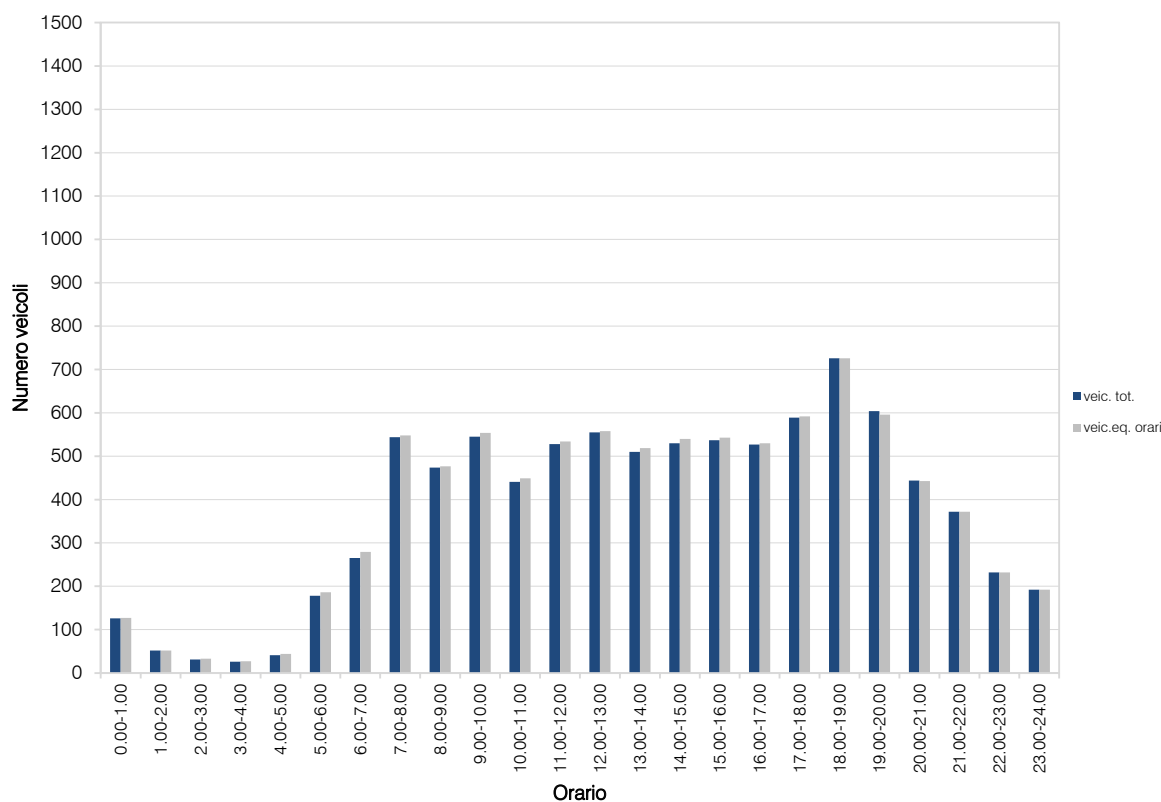
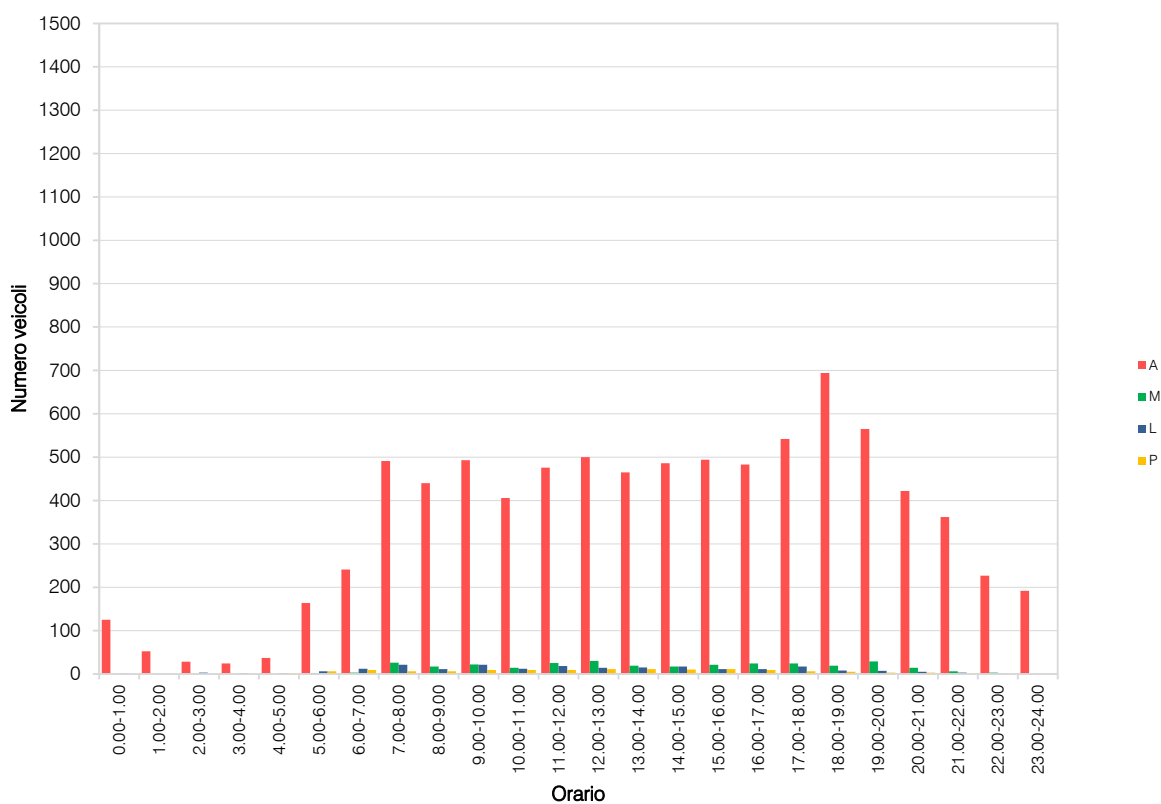
VOLUME DI TRAFFICO INTERVALLO TEMPORALE 60 min

martedì 21 maggio 2024

	A	M	L	P	veicoli totali	veicoli equivalenti orari
0.00-1.00	125	0	1	0	126	127
1.00-2.00	52	0	0	0	52	52
2.00-3.00	28	0	3	0	31	33
3.00-4.00	24	0	2	0	26	27
4.00-5.00	37	0	2	2	41	44
5.00-6.00	164	2	6	6	178	186
6.00-7.00	241	3	12	9	265	279
7.00-8.00	491	26	21	6	544	548
8.00-9.00	440	17	11	6	474	477
9.00-10.00	493	22	21	9	545	554
10.00-11.00	406	14	12	9	441	449
11.00-12.00	476	25	18	9	528	534
12.00-13.00	500	30	14	11	555	558
13.00-14.00	465	19	15	11	510	519
14.00-15.00	486	17	17	10	530	540
15.00-16.00	494	21	11	11	537	543
16.00-17.00	483	24	11	9	527	530
17.00-18.00	542	24	17	6	589	592
18.00-19.00	694	19	8	5	726	726
19.00-20.00	565	29	7	3	604	596
20.00-21.00	422	14	5	3	444	443
21.00-22.00	362	6	3	1	372	372
22.00-23.00	227	3	1	1	232	232
23.00-24.00	192	0	0	0	192	192
TOT					9.069	9.153

ELABORAZIONI GRAFICHE

martedì 21 maggio 2024



VOLUME DI TRAFFICO INTERVALLO TEMPORALE 15 min

mercoledì 22 maggio 2024

	A	M	L	P	Veicoli totali	Veic. eq.
0:00	40	0	0	0	40	40
0:15	33	0	0	0	33	33
0:30	38	0	1	0	39	40
0:45	16	0	0	0	16	16
1:00	16	0	0	0	16	16
1:15	11	0	0	0	11	11
1:30	16	0	0	0	16	16
1:45	11	0	0	0	11	11
2:00	8	0	1	0	9	10
2:15	9	0	0	0	9	9
2:30	6	0	1	0	7	8
2:45	10	0	1	0	11	12
3:00	5	0	0	0	5	5
3:15	6	0	0	0	6	6
3:30	10	0	1	0	11	12
3:45	3	0	1	0	4	5
4:00	8	0	0	0	8	8
4:15	8	0	1	0	9	10
4:30	5	0	0	1	6	7
4:45	19	0	1	1	21	23
5:00	23	0	1	1	25	27
5:15	40	0	1	1	42	44
5:30	62	2	1	3	68	71
5:45	41	0	3	1	45	48
6:00	25	0	2	1	28	30
6:15	58	0	3	2	63	67
6:30	73	0	2	3	78	82
6:45	77	2	4	1	84	86
7:00	121	4	8	1	134	137
7:15	102	3	6	2	113	117
7:30	119	6	3	2	130	131
7:45	140	9	3	1	153	151
8:00	131	5	3	2	141	142
8:15	109	4	3	2	118	120
8:30	104	4	2	1	111	111
8:45	112	2	3	1	118	120
9:00	133	6	5	2	146	148
9:15	113	4	4	3	124	127
9:30	113	6	4	2	125	126
9:45	131	4	6	2	143	146
10:00	107	2	4	2	115	118
10:15	118	3	2	3	126	129
10:30	102	2	5	3	112	117
10:45	111	6	2	1	120	119
11:00	122	7	5	2	136	137
11:15	108	5	5	2	120	122
11:30	117	3	4	2	126	129
11:45	140	5	3	3	151	153
12:00	126	4	4	2	136	138
12:15	124	12	2	2	140	137
12:30	129	5	4	3	141	144
12:45	125	6	5	2	138	140
13:00	156	5	3	3	167	169
13:15	99	5	3	3	110	112
13:30	131	7	6	2	146	148
13:45	112	2	5	2	121	125
14:00	107	2	3	3	115	119
14:15	109	7	4	2	122	123
14:30	145	4	7	2	158	162
14:45	111	3	6	2	122	126
15:00	127	4	2	2	135	136
15:15	109	5	3	3	120	122
15:30	121	5	4	2	132	134
15:45	108	2	3	1	114	116
16:00	116	5	4	2	127	129
16:15	107	1	3	3	114	118
16:30	140	8	4	2	154	154
16:45	122	6	1	1	130	129
17:00	121	4	6	1	132	134
17:15	146	3	2	1	152	153
17:30	136	8	8	2	154	156
17:45	124	4	3	1	132	133
18:00	168	6	2	1	177	176
18:15	104	4	5	1	114	116
18:30	158	4	1	1	164	164
18:45	165	4	1	2	172	173
19:00	149	4	3	1	157	158
19:15	168	12	2	0	182	177
19:30	169	12	2	1	184	180
19:45	92	1	1	1	95	96
20:00	146	5	1	1	153	152
20:15	97	2	2	1	102	103
20:30	109	2	1	1	113	114
20:45	80	2	2	0	84	84
21:00	100	3	1	0	104	103
21:15	82	2	1	0	85	85
21:30	115	0	0	0	115	115
21:45	59	0	1	1	61	63
22:00	62	2	1	0	65	65
22:15	49	0	0	0	49	49
22:30	69	0	0	1	70	71
22:45	51	0	0	0	51	51
23:00	65	0	0	0	65	65
23:15	43	0	0	0	43	43
23:30	54	0	0	0	54	54
23:45	46	0	0	0	46	46

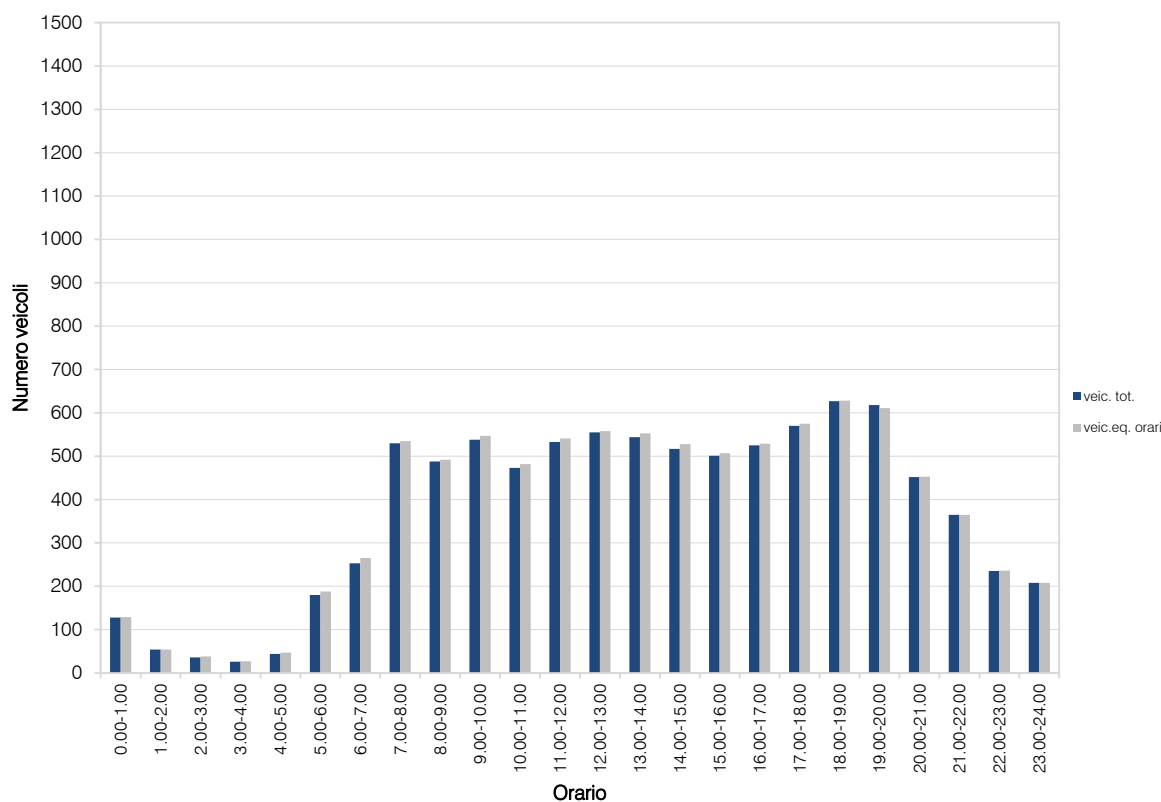
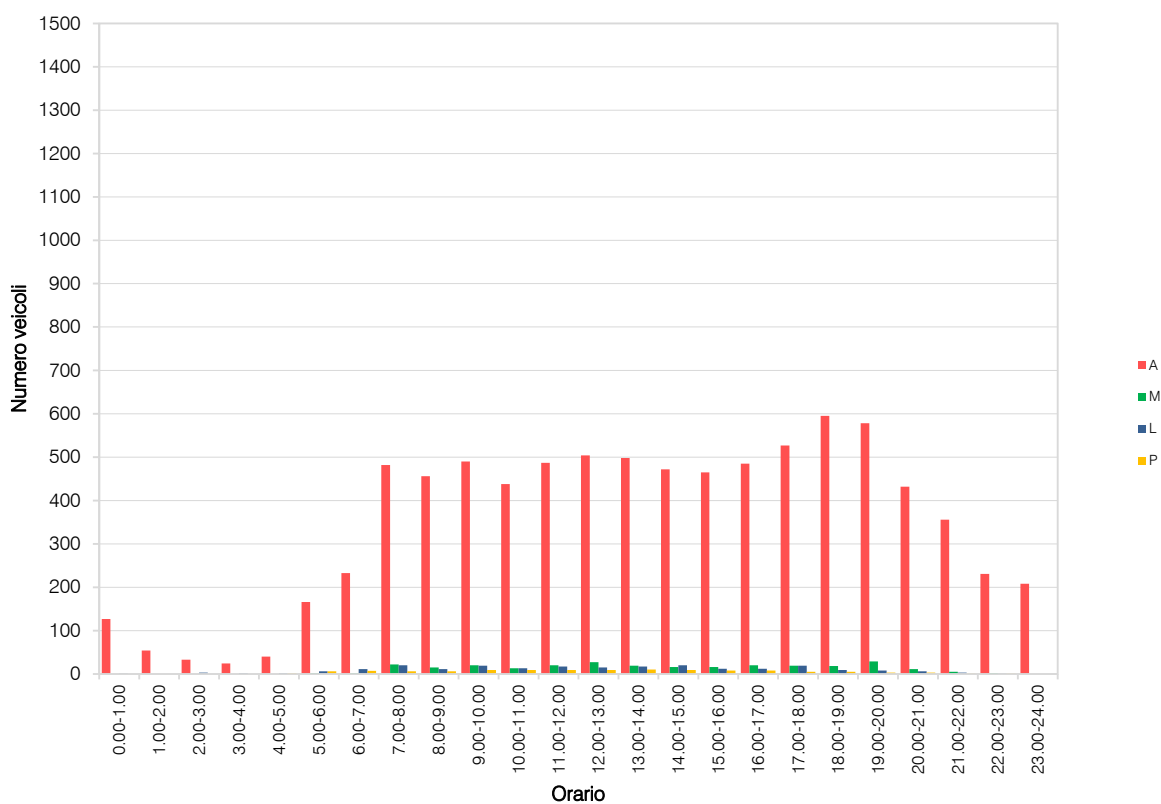
VOLUME DI TRAFFICO INTERVALLO TEMPORALE 60 min

mercoledì 22 maggio 2024

	A	M	L	P	veicoli totali	veicoli equivalenti orari
0.00-1.00	127	0	1	0	128	129
1.00-2.00	54	0	0	0	54	54
2.00-3.00	33	0	3	0	36	38
3.00-4.00	24	0	2	0	26	27
4.00-5.00	40	0	2	2	44	47
5.00-6.00	166	2	6	6	180	188
6.00-7.00	233	2	11	7	253	265
7.00-8.00	482	22	20	6	530	535
8.00-9.00	456	15	11	6	488	492
9.00-10.00	490	20	19	9	538	547
10.00-11.00	438	13	13	9	473	482
11.00-12.00	487	20	17	9	533	541
12.00-13.00	504	27	15	9	555	558
13.00-14.00	498	19	17	10	544	553
14.00-15.00	472	16	20	9	517	528
15.00-16.00	465	16	12	8	501	507
16.00-17.00	485	20	12	8	525	529
17.00-18.00	527	19	19	5	570	575
18.00-19.00	595	18	9	5	627	628
19.00-20.00	578	29	8	3	618	611
20.00-21.00	432	11	6	3	452	453
21.00-22.00	356	5	3	1	365	365
22.00-23.00	231	2	1	1	235	236
23.00-24.00	208	0	0	0	208	208
TOT					9.000	9.096

ELABORAZIONI GRAFICHE

mercoledì 22 maggio 2024



VOLUME DI TRAFFICO INTERVALLO TEMPORALE 15 min

giovedì 23 maggio 2024

	A	M	L	P	Veicoli totali	Veic. eq.
0:00	40	0	0	0	40	40
0:15	35	0	0	0	35	35
0:30	39	0	1	0	40	41
0:45	18	0	0	0	18	18
1:00	19	0	0	0	19	19
1:15	11	0	0	0	11	11
1:30	18	0	0	0	18	18
1:45	11	0	0	0	11	11
2:00	8	0	1	0	9	10
2:15	9	0	0	0	9	9
2:30	6	0	1	0	7	8
2:45	10	0	1	0	11	12
3:00	5	0	0	0	5	5
3:15	6	0	0	0	6	6
3:30	11	0	1	0	12	13
3:45	3	0	1	0	4	5
4:00	8	0	0	0	8	8
4:15	8	0	1	0	9	10
4:30	5	0	0	1	6	7
4:45	19	0	1	1	21	23
5:00	23	0	1	1	25	27
5:15	44	0	1	1	46	48
5:30	68	2	1	3	74	77
5:45	40	0	3	1	44	47
6:00	29	0	2	2	33	36
6:15	59	0	3	2	64	68
6:30	78	0	3	3	84	89
6:45	89	3	4	1	97	99
7:00	129	4	9	1	143	147
7:15	115	4	6	2	127	130
7:30	122	6	3	2	133	134
7:45	144	9	3	1	157	155
8:00	144	5	3	2	154	155
8:15	120	4	3	2	129	131
8:30	110	4	3	1	118	119
8:45	117	2	3	1	123	125
9:00	134	6	5	2	147	149
9:15	129	5	5	3	142	145
9:30	111	6	4	2	123	124
9:45	136	4	6	2	148	151
10:00	104	2	4	2	112	115
10:15	122	3	2	3	130	133
10:30	101	2	5	3	111	116
10:45	122	6	2	2	132	132
11:00	132	8	5	3	148	150
11:15	105	5	5	2	117	119
11:30	123	4	6	2	135	138
11:45	135	4	3	4	146	150
12:00	139	5	3	2	149	150
12:15	134	11	3	2	150	148
12:30	144	6	5	3	158	161
12:45	121	7	5	2	135	136
13:00	149	5	3	3	160	162
13:15	109	6	3	3	121	123
13:30	142	8	5	2	157	158
13:45	108	2	5	2	117	121
14:00	110	2	3	3	118	122
14:15	123	6	4	2	135	136
14:30	141	5	7	2	155	158
14:45	121	3	6	2	132	136
15:00	132	5	2	2	141	142
15:15	125	5	4	3	137	140
15:30	137	6	5	2	150	152
15:45	125	3	3	2	133	135
16:00	128	6	4	2	140	141
16:15	114	2	4	3	123	127
16:30	152	9	4	3	168	169
16:45	131	6	1	1	139	138
17:00	131	6	6	1	144	145
17:15	132	3	2	1	138	139
17:30	144	9	8	2	163	165
17:45	131	5	3	1	140	140
18:00	168	8	3	1	180	179
18:15	119	4	4	1	128	129
18:30	154	5	1	1	161	160
18:45	164	5	1	2	172	172
19:00	144	5	3	1	153	153
19:15	181	12	3	0	196	192
19:30	175	11	3	1	190	187
19:45	109	2	1	1	113	114
20:00	159	6	1	1	167	166
20:15	114	3	2	1	120	121
20:30	119	3	1	1	124	124
20:45	86	3	2	0	91	91
21:00	98	3	1	0	102	101
21:15	85	3	1	0	89	88
21:30	124	0	0	0	124	124
21:45	68	0	1	1	70	72
22:00	66	2	1	0	69	69
22:15	49	0	0	0	49	49
22:30	66	0	0	1	67	68
22:45	54	0	0	0	54	54
23:00	66	0	0	0	66	66
23:15	44	0	0	0	44	44
23:30	60	0	0	0	60	60
23:45	49	0	0	0	49	49

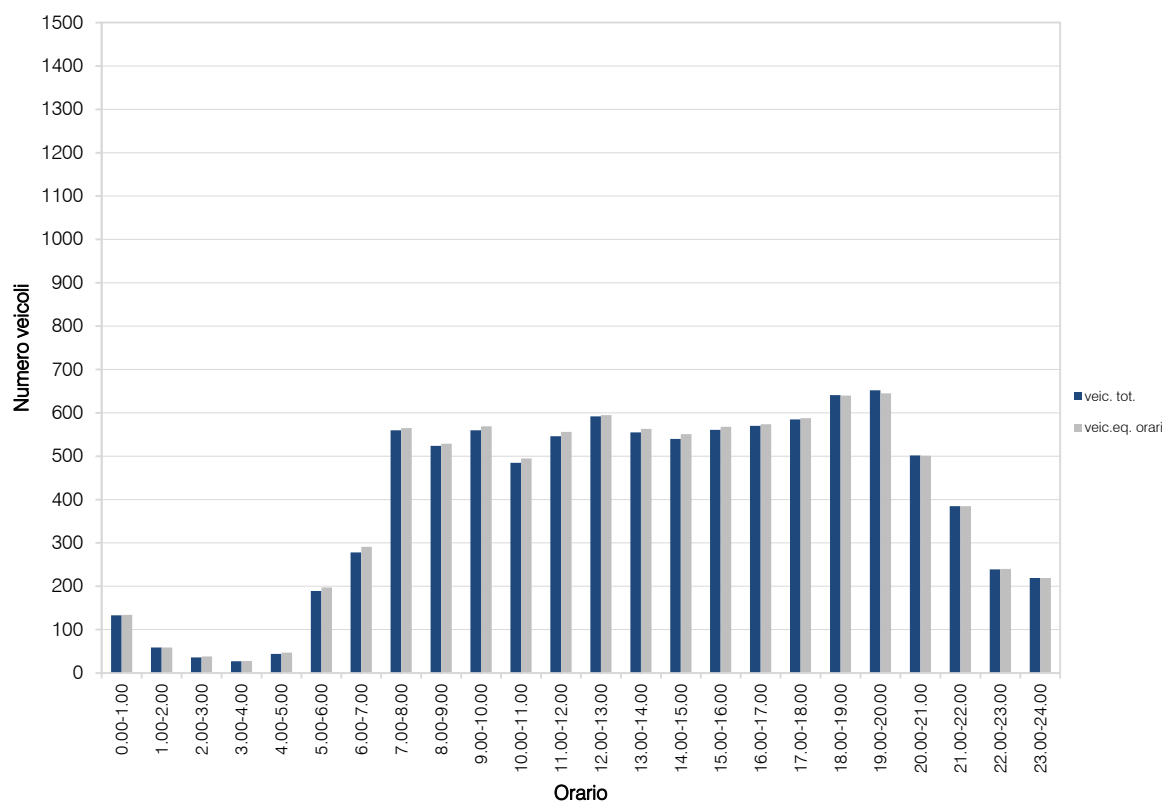
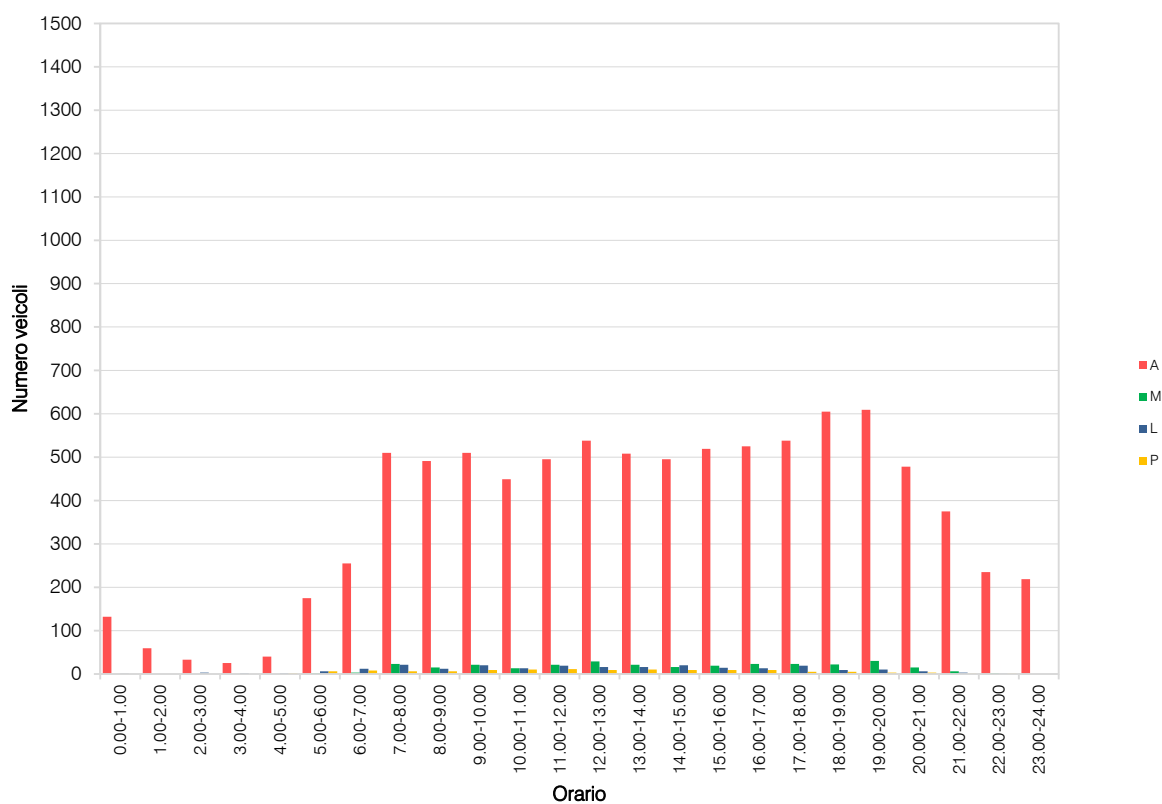
VOLUME DI TRAFFICO INTERVALLO TEMPORALE 60 min

giovedì 23 maggio 2024

	<i>A</i>	<i>M</i>	<i>L</i>	<i>P</i>	<i>veicoli totali</i>	<i>veicoli equivalenti orari</i>
0.00-1.00	132	0	1	0	133	134
1.00-2.00	59	0	0	0	59	59
2.00-3.00	33	0	3	0	36	38
3.00-4.00	25	0	2	0	27	28
4.00-5.00	40	0	2	2	44	47
5.00-6.00	175	2	6	6	189	197
6.00-7.00	255	3	12	8	278	291
7.00-8.00	510	23	21	6	560	565
8.00-9.00	491	15	12	6	524	529
9.00-10.00	510	21	20	9	560	569
10.00-11.00	449	13	13	10	485	495
11.00-12.00	495	21	19	11	546	556
12.00-13.00	538	29	16	9	592	595
13.00-14.00	508	21	16	10	555	563
14.00-15.00	495	16	20	9	540	551
15.00-16.00	519	19	14	9	561	568
16.00-17.00	525	23	13	9	570	574
17.00-18.00	538	23	19	5	585	588
18.00-19.00	605	22	9	5	641	640
19.00-20.00	609	30	10	3	652	645
20.00-21.00	478	15	6	3	502	501
21.00-22.00	375	6	3	1	385	385
22.00-23.00	235	2	1	1	239	240
23.00-24.00	219	0	0	0	219	219
	TOT				9.482	9.577

ELABORAZIONI GRAFICHE

giovedì 23 maggio 2024



RILIEVI AUTOMATICI: RADAR 12

DATI GENERALI

SR245 - Via Castellana, dir. sud-est

Giorni di rilievo

venerdì 17 maggio 2024

sabato 18 maggio 2024


domenica 19 maggio 2024

lunedì 20 maggio 2024

martedì 21 maggio 2024

mercoledì 22 maggio 2024

giovedì 23 maggio 2024



Allegati - Radar I2.xlsx



VOLUME DI TRAFFICO INTERVALLO TEMPORALE 15 min

venerdì 17 maggio 2024

	A	M	L	P	Veicoli totali	Veic. eq.
0:00	29	0	1	0	30	31
0:15	16	0	0	0	16	16
0:30	16	0	0	0	16	16
0:45	13	0	0	0	13	13
1:00	11	0	0	0	11	11
1:15	8	0	0	0	8	8
1:30	7	0	0	0	7	7
1:45	2	0	0	0	2	2
2:00	6	0	0	1	7	8
2:15	7	0	0	0	7	7
2:30	5	0	0	0	5	5
2:45	6	0	0	1	7	8
3:00	3	0	0	1	4	5
3:15	4	0	0	0	4	4
3:30	5	0	0	0	5	5
3:45	7	0	0	2	9	11
4:00	8	0	0	0	8	8
4:15	10	0	0	3	13	16
4:30	6	0	2	1	9	11
4:45	15	0	2	0	17	18
5:00	13	0	0	1	14	15
5:15	25	0	0	2	27	29
5:30	58	0	2	4	64	69
5:45	34	0	2	1	37	39
6:00	83	0	5	2	90	95
6:15	92	1	5	1	99	102
6:30	119	1	4	2	126	130
6:45	160	1	5	7	173	182
7:00	161	4	5	4	174	179
7:15	179	3	4	8	194	203
7:30	171	4	6	2	183	186
7:45	158	5	6	1	170	172
8:00	171	5	5	3	184	187
8:15	179	7	5	2	193	194
8:30	199	7	5	2	213	214
8:45	191	5	5	1	202	203
9:00	166	2	4	3	175	179
9:15	142	2	4	1	149	151
9:30	181	3	4	1	189	191
9:45	143	3	4	2	152	155
10:00	157	2	5	2	166	170
10:15	154	4	2	1	161	161
10:30	98	2	4	2	106	109
10:45	98	3	4	2	107	110
11:00	129	5	5	2	141	143
11:15	109	3	5	2	119	122
11:30	124	5	5	1	135	136
11:45	169	10	4	3	186	186
12:00	132	7	4	2	145	146
12:15	90	2	2	1	95	96
12:30	126	6	3	2	137	138
12:45	98	3	3	1	105	106
13:00	107	3	3	1	114	115
13:15	111	3	3	1	118	119
13:30	111	2	4	2	119	122
13:45	179	2	5	2	188	192
14:00	170	4	5	2	181	184
14:15	191	5	4	1	201	202
14:30	147	2	2	3	154	157
14:45	146	1	5	4	156	162
15:00	165	1	5	5	176	183
15:15	170	2	4	1	177	179
15:30	175	4	5	3	187	191
15:45	187	4	5	1	197	199
16:00	176	7	3	2	188	188
16:15	164	5	2	1	172	172
16:30	194	4	4	1	203	204
16:45	171	5	5	3	184	187
17:00	171	7	2	1	181	180
17:15	176	11	3	1	191	188
17:30	140	8	3	0	151	149
17:45	143	9	3	0	155	152
18:00	146	12	3	0	161	157
18:15	131	8	2	0	141	138
18:30	140	9	2	1	152	150
18:45	160	7	3	2	172	172
19:00	167	6	3	1	177	177
19:15	138	6	2	1	147	146
19:30	140	4	3	1	148	149
19:45	110	7	1	1	119	117
20:00	124	7	2	2	135	135
20:15	113	4	2	1	120	120
20:30	88	3	2	1	94	95
20:45	65	3	2	0	70	70
21:00	40	1	3	0	44	45
21:15	41	2	2	1	46	47
21:30	50	4	1	0	55	54
21:45	67	4	1	2	74	75
22:00	127	7	3	1	138	137
22:15	66	3	1	1	71	71
22:30	50	2	1	0	53	53
22:45	44	1	1	0	46	46
23:00	54	1	2	0	57	58
23:15	58	1	1	0	60	60
23:30	50	0	1	1	52	54
23:45	30	0	1	0	31	32

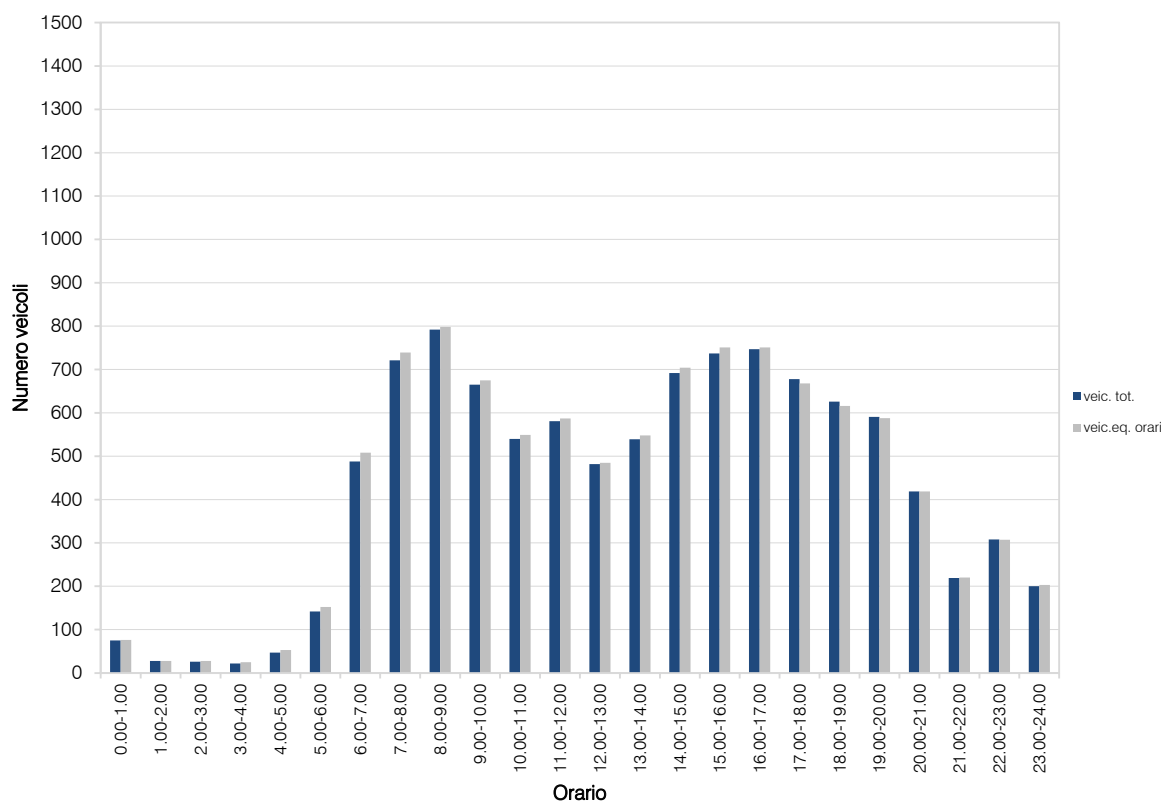
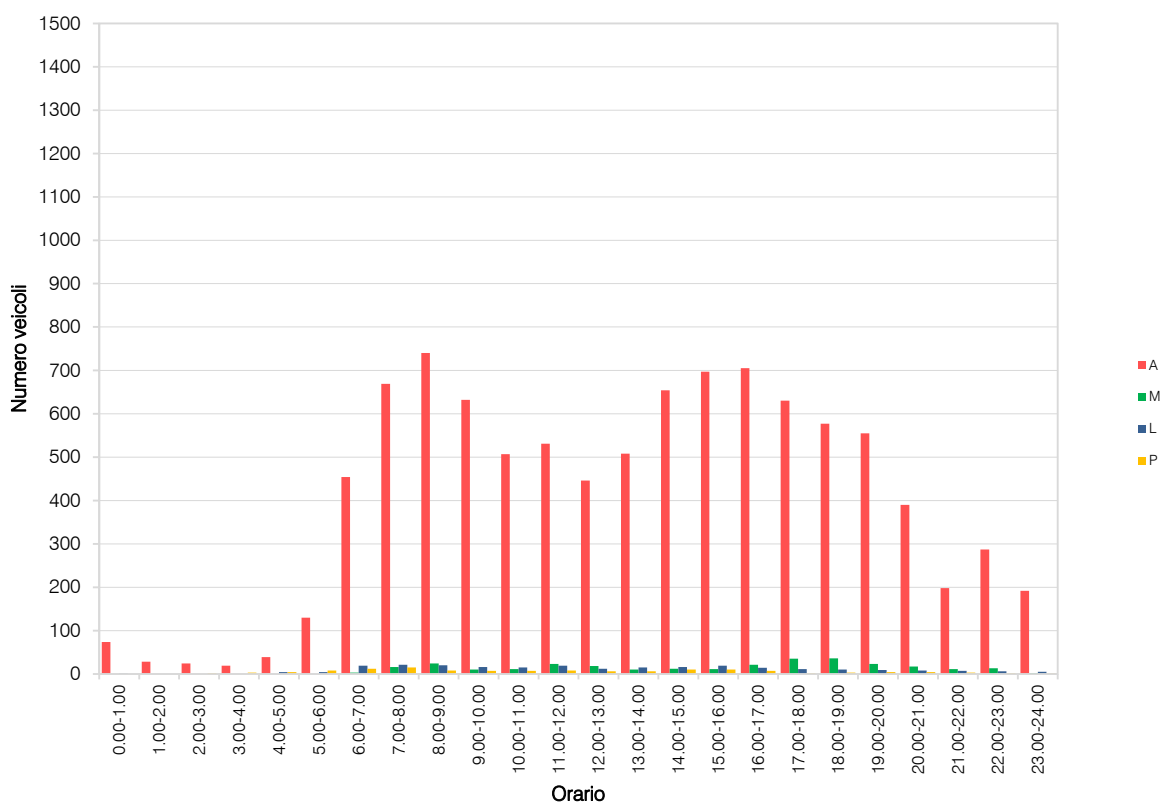
VOLUME DI TRAFFICO INTERVALLO TEMPORALE 60 min

venerdì 17 maggio 2024

	<i>A</i>	<i>M</i>	<i>L</i>	<i>P</i>	<i>veicoli totali</i>	<i>veicoli equivalenti orari</i>
0.00-1.00	74	0	1	0	75	76
1.00-2.00	28	0	0	0	28	28
2.00-3.00	24	0	0	2	26	28
3.00-4.00	19	0	0	3	22	25
4.00-5.00	39	0	4	4	47	53
5.00-6.00	130	0	4	8	142	152
6.00-7.00	454	3	19	12	488	508
7.00-8.00	669	16	21	15	721	739
8.00-9.00	740	24	20	8	792	798
9.00-10.00	632	10	16	7	665	675
10.00-11.00	507	11	15	7	540	549
11.00-12.00	531	23	19	8	581	587
12.00-13.00	446	18	12	6	482	485
13.00-14.00	508	10	15	6	539	548
14.00-15.00	654	12	16	10	692	704
15.00-16.00	697	11	19	10	737	751
16.00-17.00	705	21	14	7	747	751
17.00-18.00	630	35	11	2	678	668
18.00-19.00	577	36	10	3	626	616
19.00-20.00	555	23	9	4	591	588
20.00-21.00	390	17	8	4	419	419
21.00-22.00	198	11	7	3	219	220
22.00-23.00	287	13	6	2	308	307
23.00-24.00	192	2	5	1	200	203
	TOT				10.365	10.478

ELABORAZIONI GRAFICHE

venerdì 17 maggio 2024



VOLUME DI TRAFFICO INTERVALLO TEMPORALE 15 min

sabato 18 maggio 2024

	A	M	L	P	Veicoli totali	Veic. eq.
0:00	26	1	0	1	28	29
0:15	21	0	0	0	21	21
0:30	21	1	0	0	22	22
0:45	15	0	0	0	15	15
1:00	16	0	0	1	17	18
1:15	5	0	0	0	5	5
1:30	13	0	0	0	13	13
1:45	6	0	0	0	6	6
2:00	2	1	0	0	3	3
2:15	10	0	0	0	10	10
2:30	9	0	0	0	9	9
2:45	7	0	0	0	7	7
3:00	7	0	0	0	7	7
3:15	6	0	0	0	6	6
3:30	4	0	0	0	4	4
3:45	8	0	0	0	8	8
4:00	10	0	0	1	11	12
4:15	4	0	0	0	4	4
4:30	7	0	0	0	7	7
4:45	7	0	0	1	8	9
5:00	3	0	0	0	3	3
5:15	16	0	0	1	17	18
5:30	21	1	0	1	23	24
5:45	17	1	0	2	20	22
6:00	21	1	1	2	25	27
6:15	34	0	0	1	35	36
6:30	40	1	2	1	44	46
6:45	62	1	1	4	68	72
7:00	45	2	1	2	50	52
7:15	58	1	3	1	63	65
7:30	44	0	2	3	49	53
7:45	55	2	1	2	60	62
8:00	52	2	0	2	56	57
8:15	53	1	2	1	57	59
8:30	61	1	1	1	64	65
8:45	63	2	1	1	67	68
9:00	80	5	1	1	87	86
9:15	75	3	1	2	81	82
9:30	96	5	1	3	105	106
9:45	93	4	2	1	100	100
10:00	75	3	1	1	80	80
10:15	79	4	1	1	85	85
10:30	74	3	0	0	77	76
10:45	111	6	1	2	120	120
11:00	87	5	1	1	94	93
11:15	83	1	0	1	85	86
11:30	88	3	1	1	93	93
11:45	85	5	1	1	92	91
12:00	94	2	0	0	96	95
12:15	77	4	1	0	82	81
12:30	90	2	1	1	94	95
12:45	66	3	1	3	73	75
13:00	61	3	1	1	66	66
13:15	56	3	0	1	60	60
13:30	52	3	2	1	58	59
13:45	62	3	1	1	67	67
14:00	66	1	1	2	70	72
14:15	70	1	1	1	73	74
14:30	74	2	0	2	78	79
14:45	79	3	1	1	84	84
15:00	72	1	0	1	74	75
15:15	90	3	1	1	95	95
15:30	85	3	2	1	91	92
15:45	82	2	0	1	85	85
16:00	66	3	2	1	72	73
16:15	96	3	0	0	99	98
16:30	69	4	0	0	73	71
16:45	81	2	0	1	84	84
17:00	63	2	0	0	65	64
17:15	67	4	1	0	72	71
17:30	75	2	2	0	79	79
17:45	81	1	2	0	84	85
18:00	71	2	1	1	75	76
18:15	83	2	1	1	87	88
18:30	71	3	1	0	75	74
18:45	80	1	0	1	82	83
19:00	80	2	1	0	83	83
19:15	74	1	1	0	76	76
19:30	83	5	1	1	90	89
19:45	64	3	1	1	69	69
20:00	93	2	0	0	95	94
20:15	60	2	0	0	62	61
20:30	39	0	1	1	41	43
20:45	46	2	0	0	48	47
21:00	60	1	1	0	62	62
21:15	46	0	0	0	46	46
21:30	53	1	0	0	54	54
21:45	32	0	0	0	32	32
22:00	26	0	0	0	26	26
22:15	43	0	0	1	44	45
22:30	41	0	0	0	41	41
22:45	44	0	0	0	44	44
23:00	50	4	0	0	54	52
23:15	41	0	0	0	41	41
23:30	39	0	0	0	39	39
23:45	50	1	0	0	51	51

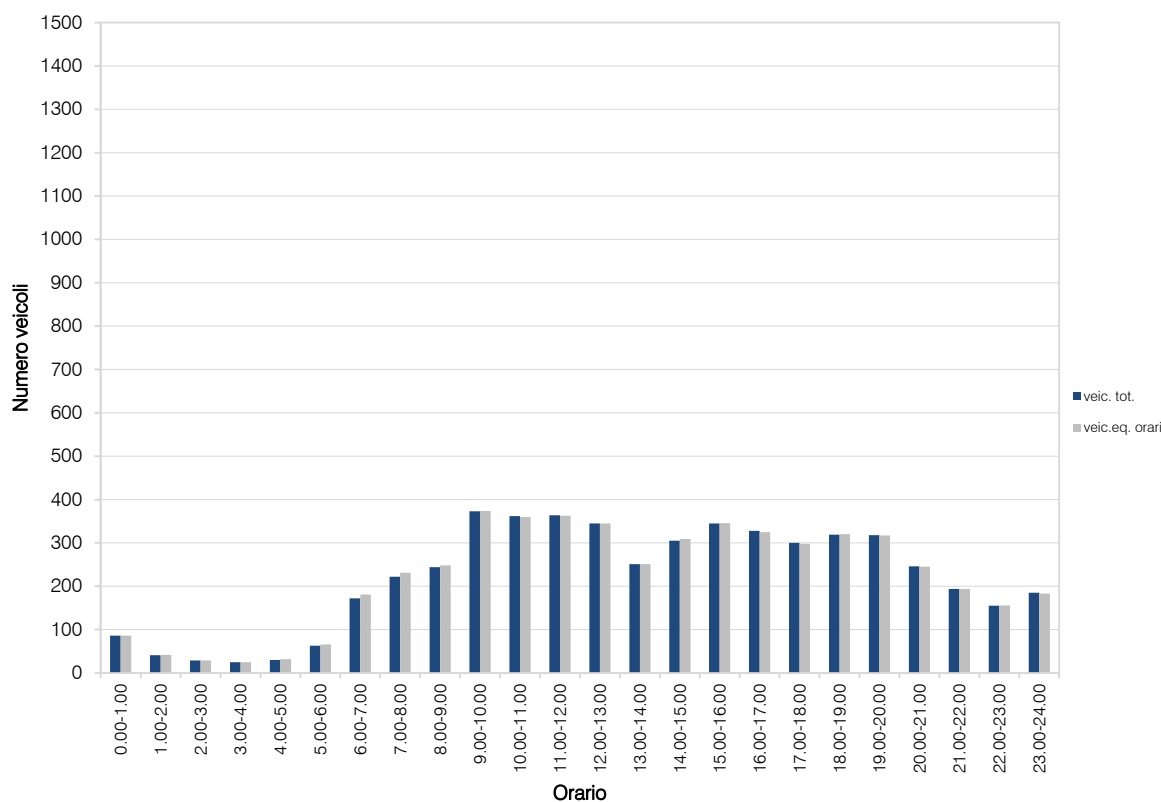
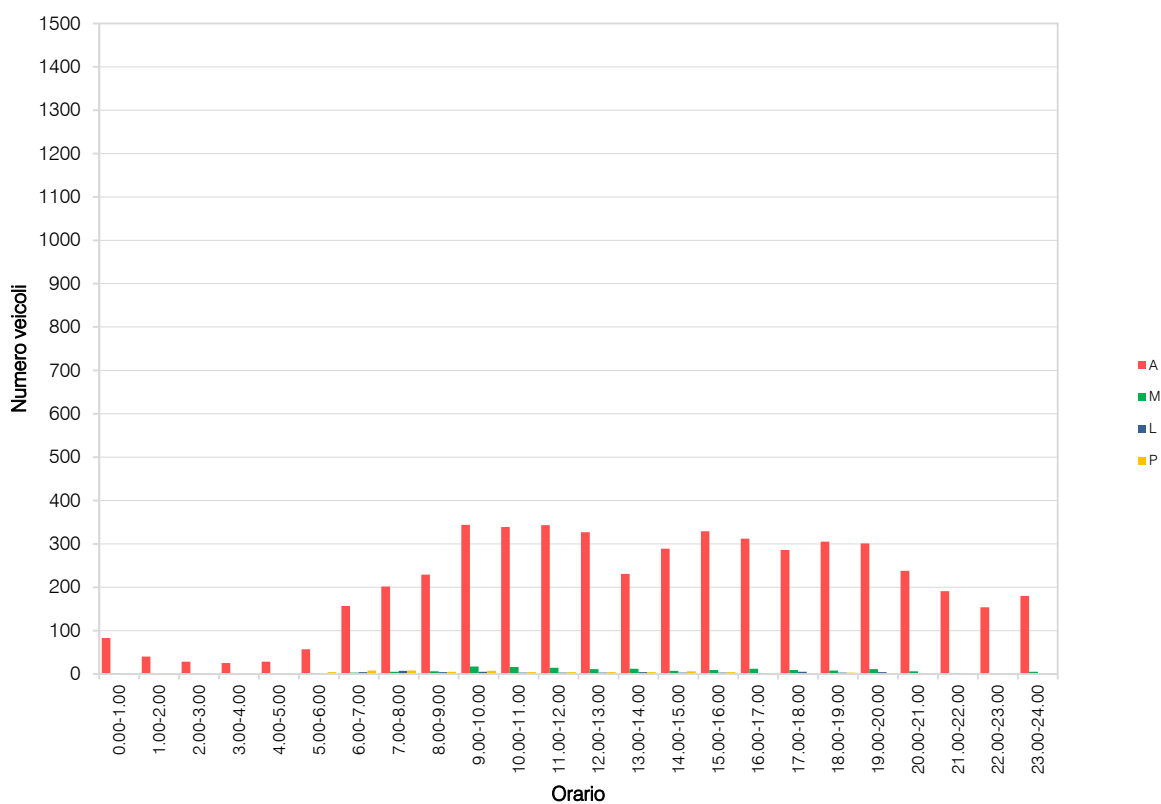
VOLUME DI TRAFFICO INTERVALLO TEMPORALE 60 min

sabato 18 maggio 2024

	<i>A</i>	<i>M</i>	<i>L</i>	<i>P</i>	<i>veicoli totali</i>	<i>veicoli equivalenti orari</i>
0.00-1.00	83	2	0	1	86	86
1.00-2.00	40	0	0	1	41	42
2.00-3.00	28	1	0	0	29	29
3.00-4.00	25	0	0	0	25	25
4.00-5.00	28	0	0	2	30	32
5.00-6.00	57	2	0	4	63	66
6.00-7.00	157	3	4	8	172	181
7.00-8.00	202	5	7	8	222	231
8.00-9.00	229	6	4	5	244	248
9.00-10.00	344	17	5	7	373	374
10.00-11.00	339	16	3	4	362	360
11.00-12.00	343	14	3	4	364	363
12.00-13.00	327	11	3	4	345	345
13.00-14.00	231	12	4	4	251	251
14.00-15.00	289	7	3	6	305	309
15.00-16.00	329	9	3	4	345	346
16.00-17.00	312	12	2	2	328	325
17.00-18.00	286	9	5	0	300	298
18.00-19.00	305	8	3	3	319	320
19.00-20.00	301	11	4	2	318	317
20.00-21.00	238	6	1	1	246	245
21.00-22.00	191	2	1	0	194	194
22.00-23.00	154	0	0	1	155	156
23.00-24.00	180	5	0	0	185	183
	TOT				5.302	5.326

ELABORAZIONI GRAFICHE

sabato 18 maggio 2024



VOLUME DI TRAFFICO INTERVALLO TEMPORALE 15 min

domenica 19 maggio 2024

	A	M	L	P	Veicoli totali	Veic. eq.
0:00	27	0	0	0	27	27
0:15	22	0	0	0	22	22
0:30	19	0	0	0	19	19
0:45	28	0	0	0	28	28
1:00	14	1	0	0	15	15
1:15	17	0	0	0	17	17
1:30	18	1	0	0	19	19
1:45	10	0	0	0	10	10
2:00	11	0	0	0	11	11
2:15	8	0	0	0	8	8
2:30	3	0	0	0	3	3
2:45	9	0	0	0	9	9
3:00	6	0	0	0	6	6
3:15	6	0	0	0	6	6
3:30	4	0	0	0	4	4
3:45	2	0	0	0	2	2
4:00	4	0	0	0	4	4
4:15	3	0	0	0	3	3
4:30	5	0	0	0	5	5
4:45	8	0	0	0	8	8
5:00	5	0	0	0	5	5
5:15	7	0	0	0	7	7
5:30	9	0	0	0	9	9
5:45	8	0	0	0	8	8
6:00	9	0	0	0	9	9
6:15	19	0	0	0	19	19
6:30	14	0	0	0	14	14
6:45	19	0	0	0	19	19
7:00	22	0	0	0	22	22
7:15	23	0	0	0	23	23
7:30	19	0	0	0	19	19
7:45	27	0	0	1	28	29
8:00	41	0	0	1	42	43
8:15	25	1	0	0	26	26
8:30	33	1	0	0	34	34
8:45	46	3	0	1	50	50
9:00	47	1	1	1	50	51
9:15	51	0	1	1	53	55
9:30	69	1	0	2	72	74
9:45	54	4	0	1	59	58
10:00	57	2	0	0	59	58
10:15	78	4	0	0	82	80
10:30	55	3	1	1	60	60
10:45	86	2	0	1	89	89
11:00	62	1	0	1	64	65
11:15	63	3	0	1	67	67
11:30	60	1	1	1	63	64
11:45	64	2	2	1	69	70
12:00	82	0	0	0	82	82
12:15	60	0	0	1	61	62
12:30	61	1	1	1	64	65
12:45	65	0	0	1	66	67
13:00	45	2	1	0	48	48
13:15	49	1	1	0	51	51
13:30	35	1	0	0	36	36
13:45	41	1	1	0	43	43
14:00	55	2	0	0	57	56
14:15	44	1	1	1	47	48
14:30	45	0	1	1	47	49
14:45	52	2	1	1	56	57
15:00	52	1	0	1	54	55
15:15	53	2	0	0	55	54
15:30	51	1	1	1	54	55
15:45	51	1	0	1	53	54
16:00	54	0	1	0	55	56
16:15	54	2	0	1	57	57
16:30	66	0	1	1	68	70
16:45	66	1	1	0	68	68
17:00	70	1	2	1	74	76
17:15	55	0	0	1	56	57
17:30	73	0	1	1	75	77
17:45	66	0	1	1	68	70
18:00	51	2	0	1	54	54
18:15	67	2	1	1	71	72
18:30	112	2	0	1	115	115
18:45	68	3	1	0	72	71
19:00	69	0	0	1	70	71
19:15	69	1	1	0	71	71
19:30	68	2	0	1	71	71
19:45	68	1	0	0	69	69
20:00	54	0	2	1	57	59
20:15	56	0	0	0	56	56
20:30	54	0	0	1	55	56
20:45	50	2	1	0	53	53
21:00	38	0	1	0	39	40
21:15	35	0	0	0	35	35
21:30	36	0	0	0	36	36
21:45	37	0	0	0	37	37
22:00	33	1	0	1	35	36
22:15	45	1	0	1	47	48
22:30	22	0	0	0	22	22
22:45	25	2	0	0	27	26
23:00	15	0	0	0	15	15
23:15	15	0	0	0	15	15
23:30	13	0	0	0	13	13
23:45	16	0	0	0	16	16

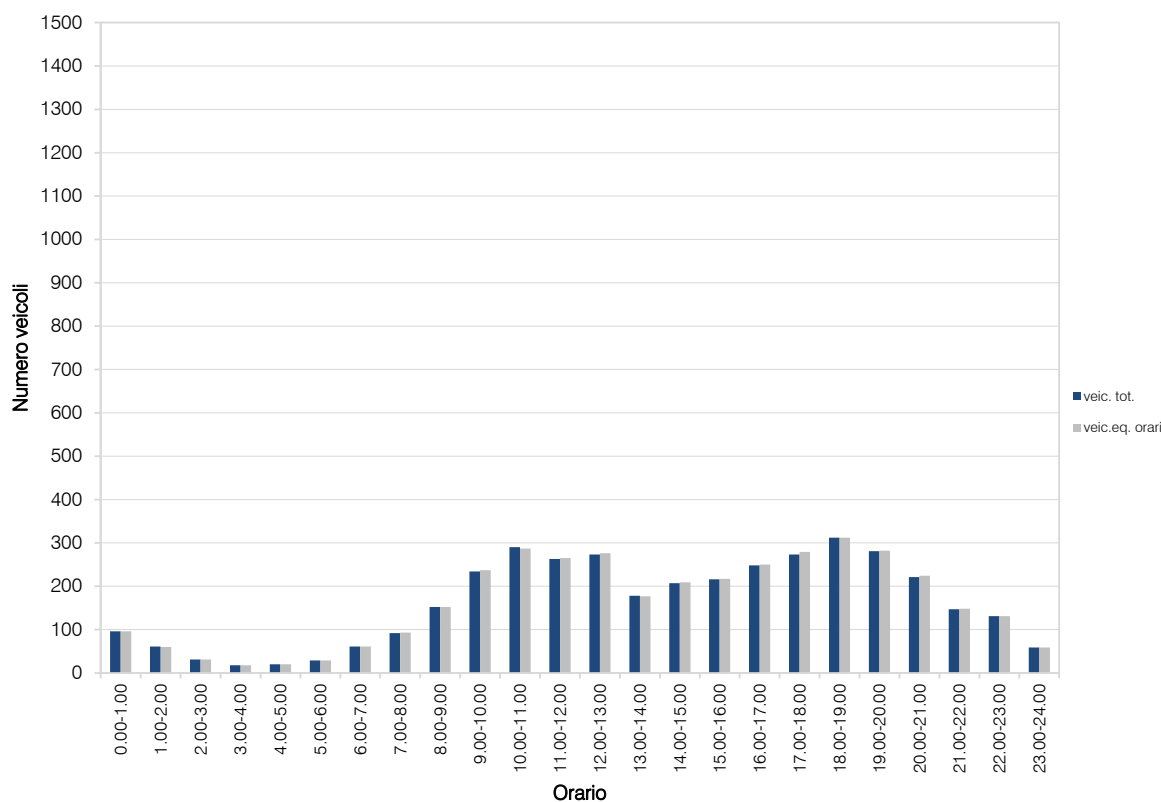
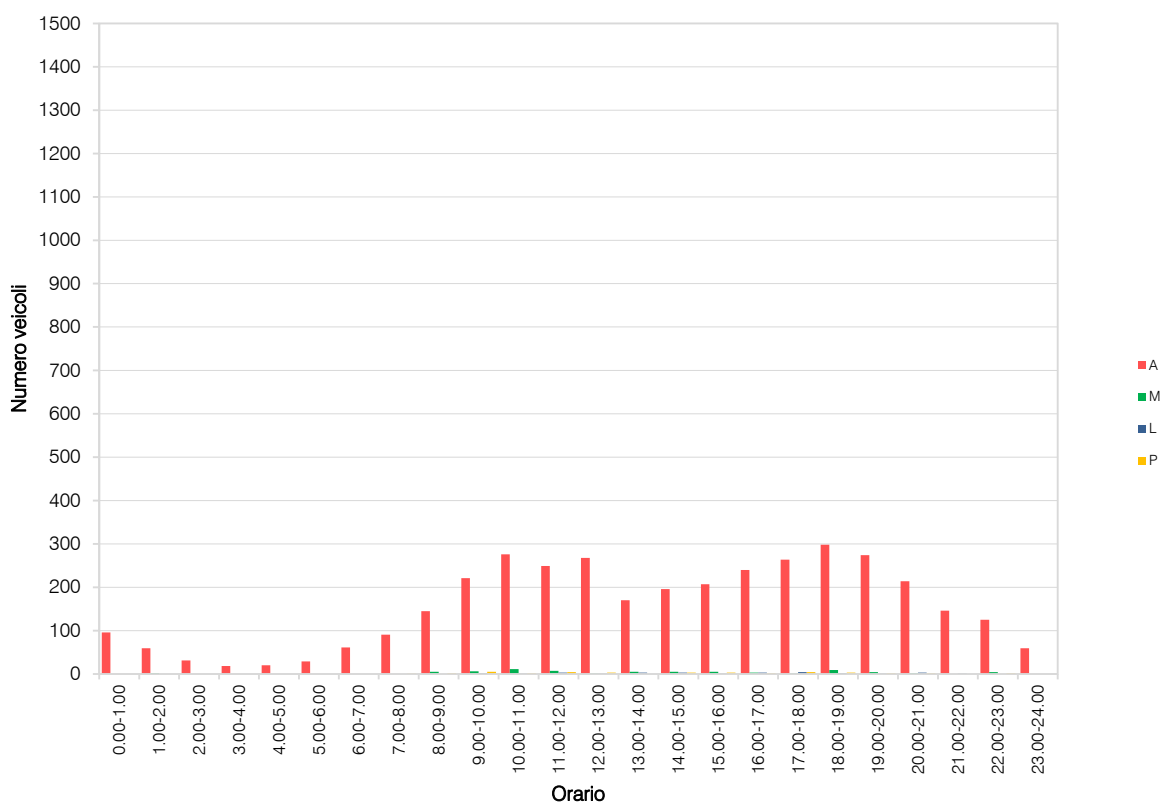
VOLUME DI TRAFFICO INTERVALLO TEMPORALE 60 min

domenica 19 maggio 2024

	<i>A</i>	<i>M</i>	<i>L</i>	<i>P</i>	<i>veicoli totali</i>	<i>veicoli equivalenti orari</i>
0.00-1.00	96	0	0	0	96	96
1.00-2.00	59	2	0	0	61	60
2.00-3.00	31	0	0	0	31	31
3.00-4.00	18	0	0	0	18	18
4.00-5.00	20	0	0	0	20	20
5.00-6.00	29	0	0	0	29	29
6.00-7.00	61	0	0	0	61	61
7.00-8.00	91	0	0	1	92	93
8.00-9.00	145	5	0	2	152	152
9.00-10.00	221	6	2	5	234	237
10.00-11.00	276	11	1	2	290	287
11.00-12.00	249	7	3	4	263	265
12.00-13.00	268	1	1	3	273	276
13.00-14.00	170	5	3	0	178	177
14.00-15.00	196	5	3	3	207	209
15.00-16.00	207	5	1	3	216	217
16.00-17.00	240	3	3	2	248	250
17.00-18.00	264	1	4	4	273	279
18.00-19.00	298	9	2	3	312	312
19.00-20.00	274	4	1	2	281	282
20.00-21.00	214	2	3	2	221	224
21.00-22.00	146	0	1	0	147	148
22.00-23.00	125	4	0	2	131	131
23.00-24.00	59	0	0	0	59	59
	TOT				3.893	3.913

ELABORAZIONI GRAFICHE

domenica 19 maggio 2024



VOLUME DI TRAFFICO INTERVALLO TEMPORALE 15 min

lunedì 20 maggio 2024

	A	M	L	P	Veicoli totali	Veic. eq.
0:00	28	0	0	0	28	28
0:15	26	0	0	0	26	26
0:30	21	0	0	0	21	21
0:45	17	0	0	0	17	17
1:00	14	0	0	0	14	14
1:15	9	0	0	0	9	9
1:30	9	0	0	0	9	9
1:45	5	0	0	0	5	5
2:00	7	0	0	1	8	9
2:15	6	0	0	0	6	6
2:30	6	0	0	0	6	6
2:45	5	0	0	0	5	5
3:00	6	0	0	1	7	8
3:15	4	0	0	0	4	4
3:30	4	0	0	1	5	6
3:45	6	0	0	1	7	8
4:00	13	0	1	0	14	15
4:15	9	0	0	2	11	13
4:30	12	0	1	1	14	16
4:45	15	0	1	0	16	17
5:00	20	0	0	1	21	22
5:15	28	0	0	3	31	34
5:30	64	2	2	4	72	76
5:45	45	0	2	1	48	50
6:00	69	0	3	1	73	76
6:15	85	1	3	1	90	92
6:30	121	1	5	2	129	133
6:45	174	2	4	5	185	191
7:00	159	5	4	3	171	174
7:15	197	5	5	5	212	217
7:30	145	4	4	2	155	157
7:45	194	9	4	2	209	209
8:00	168	5	5	3	181	184
8:15	169	6	4	2	181	182
8:30	179	6	5	2	192	194
8:45	193	7	4	2	206	207
9:00	174	4	3	3	184	187
9:15	151	3	4	3	161	165
9:30	178	3	4	2	187	190
9:45	160	6	4	2	172	173
10:00	140	3	4	3	150	154
10:15	156	5	4	2	167	169
10:30	127	3	3	3	136	139
10:45	135	4	4	3	146	149
11:00	146	5	4	2	157	159
11:15	126	4	5	3	138	142
11:30	142	3	4	2	151	154
11:45	156	7	4	3	170	172
12:00	116	4	3	2	125	127
12:15	158	7	3	2	170	170
12:30	125	4	3	3	135	138
12:45	102	2	2	1	107	108
13:00	119	4	2	1	126	126
13:15	132	5	3	3	143	145
13:30	123	3	4	2	132	135
13:45	156	2	4	2	164	167
14:00	174	5	4	3	186	189
14:15	180	5	3	1	189	189
14:30	156	3	4	4	167	172
14:45	120	2	4	3	129	133
15:00	146	3	6	4	159	165
15:15	146	2	4	1	153	155
15:30	172	3	4	2	181	184
15:45	167	4	4	2	177	179
16:00	185	7	3	2	197	197
16:15	173	5	3	2	183	184
16:30	175	5	4	2	186	188
16:45	156	5	4	2	167	169
17:00	167	6	3	2	178	179
17:15	190	10	3	1	204	202
17:30	149	6	3	1	159	159
17:45	176	9	4	2	191	191
18:00	202	12	3	2	219	217
18:15	152	8	2	2	164	163
18:30	159	8	2	2	171	170
18:45	185	9	4	2	200	200
19:00	165	7	3	1	176	175
19:15	166	8	3	1	178	177
19:30	176	5	2	2	185	186
19:45	120	4	1	1	126	126
20:00	122	5	1	1	129	128
20:15	107	4	1	0	112	111
20:30	72	1	2	0	75	76
20:45	64	2	2	1	69	70
21:00	57	2	2	0	61	61
21:15	45	1	2	1	49	51
21:30	43	2	1	0	46	46
21:45	47	2	1	1	51	52
22:00	106	4	2	1	113	113
22:15	58	2	1	0	61	61
22:30	42	1	1	0	44	44
22:45	43	0	1	0	44	45
23:00	50	0	2	0	52	53
23:15	60	0	1	0	61	62
23:30	36	0	1	0	37	38
23:45	28	0	0	0	28	28

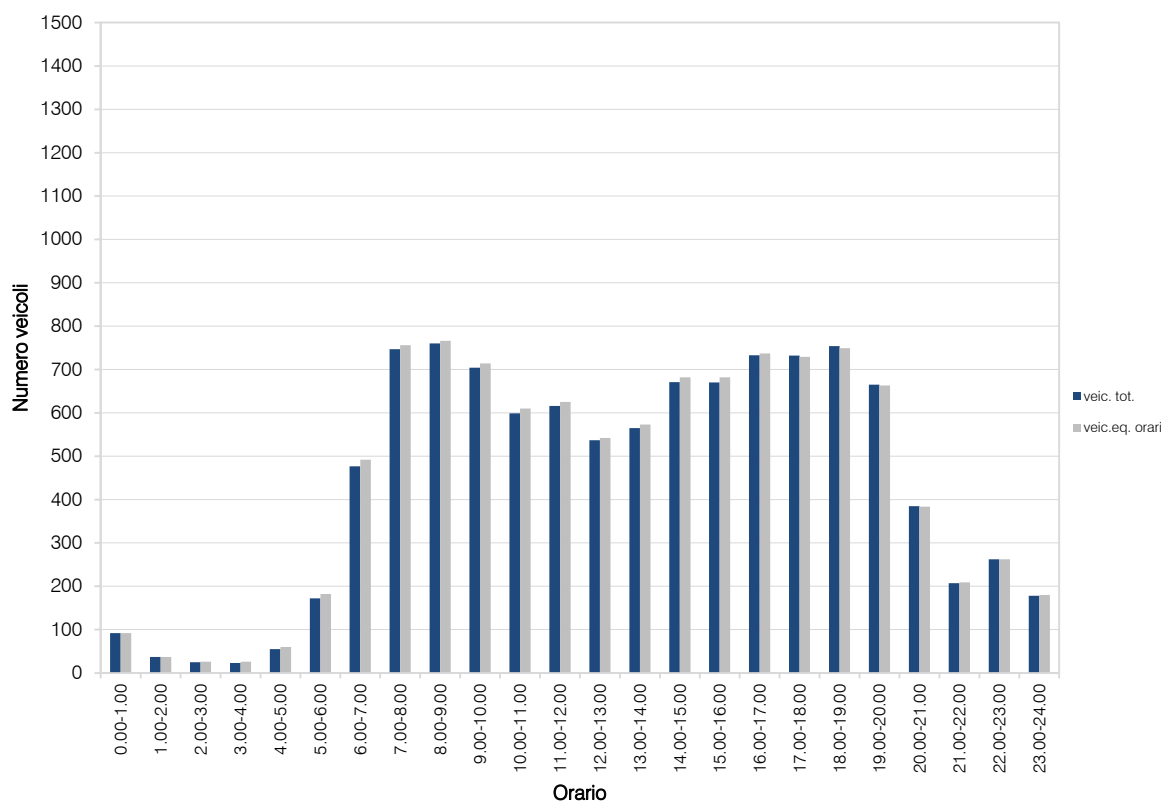
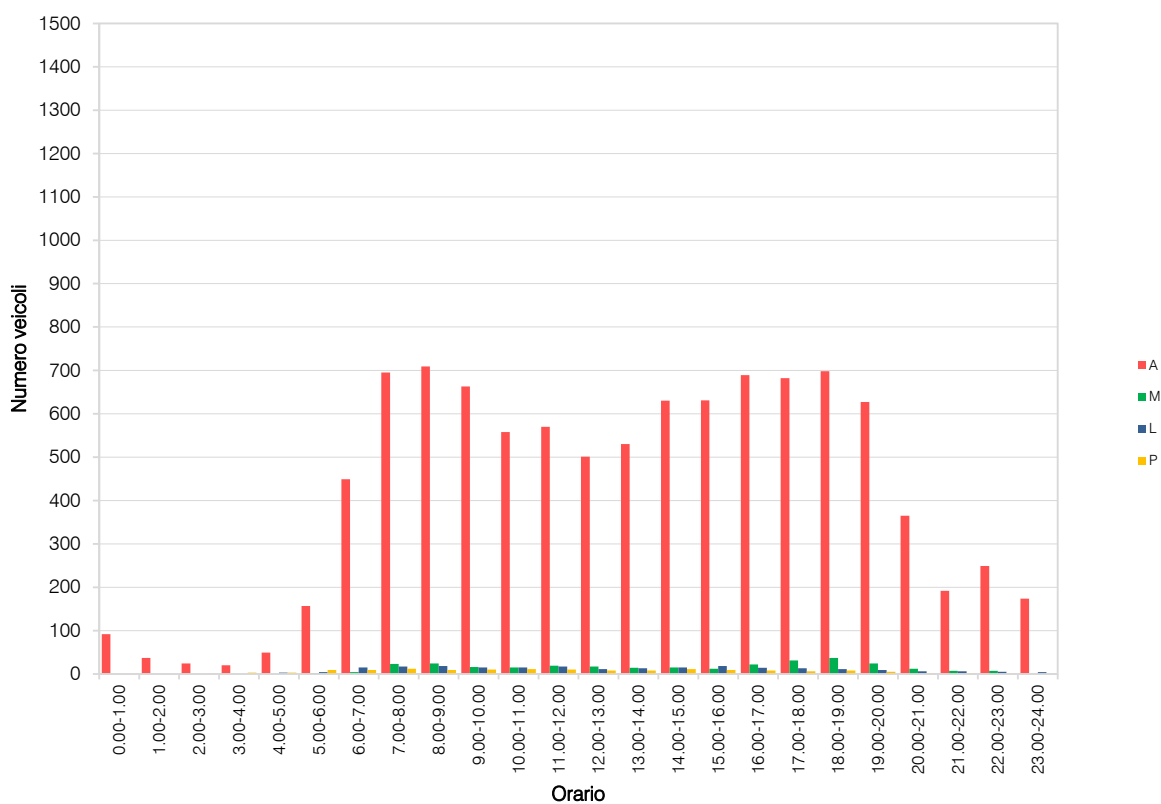
VOLUME DI TRAFFICO INTERVALLO TEMPORALE 60 min

lunedì 20 maggio 2024

	A	M	L	P	veicoli totali	veicoli equivalenti orari
0.00-1.00	92	0	0	0	92	92
1.00-2.00	37	0	0	0	37	37
2.00-3.00	24	0	0	1	25	26
3.00-4.00	20	0	0	3	23	26
4.00-5.00	49	0	3	3	55	60
5.00-6.00	157	2	4	9	172	182
6.00-7.00	449	4	15	9	477	492
7.00-8.00	695	23	17	12	747	756
8.00-9.00	709	24	18	9	760	766
9.00-10.00	663	16	15	10	704	714
10.00-11.00	558	15	15	11	599	610
11.00-12.00	570	19	17	10	616	625
12.00-13.00	501	17	11	8	537	542
13.00-14.00	530	14	13	8	565	573
14.00-15.00	630	15	15	11	671	682
15.00-16.00	631	12	18	9	670	682
16.00-17.00	689	22	14	8	733	737
17.00-18.00	682	31	13	6	732	729
18.00-19.00	698	37	11	8	754	749
19.00-20.00	627	24	9	5	665	663
20.00-21.00	365	12	6	2	385	384
21.00-22.00	192	7	6	2	207	209
22.00-23.00	249	7	5	1	262	262
23.00-24.00	174	0	4	0	178	180
TOT					10.666	10.778

ELABORAZIONI GRAFICHE

lunedì 20 maggio 2024



VOLUME DI TRAFFICO INTERVALLO TEMPORALE 15 min

martedì 21 maggio 2024

	A	M	L	P	Veicoli totali	Veic. eq.
0:00	23	0	0	0	23	23
0:15	34	0	1	0	35	36
0:30	23	0	0	0	23	23
0:45	19	0	0	0	19	19
1:00	18	0	0	0	18	18
1:15	10	0	0	0	10	10
1:30	10	0	0	0	10	10
1:45	6	0	0	0	6	6
2:00	6	0	0	0	6	6
2:15	3	0	0	0	3	3
2:30	5	0	0	0	5	5
2:45	3	0	0	0	3	3
3:00	7	0	0	0	7	7
3:15	3	0	0	0	3	3
3:30	3	0	0	1	4	5
3:45	4	0	0	0	4	4
4:00	15	0	1	1	17	19
4:15	7	0	0	1	8	9
4:30	15	0	0	1	16	17
4:45	12	0	0	0	12	12
5:00	26	0	1	1	28	30
5:15	28	0	1	3	32	36
5:30	59	3	2	2	66	68
5:45	46	0	2	1	49	51
6:00	43	0	3	1	47	50
6:15	79	0	2	1	82	84
6:30	101	2	4	1	108	110
6:45	151	2	3	3	159	163
7:00	150	5	4	2	161	163
7:15	177	7	6	2	192	194
7:30	152	6	3	3	164	166
7:45	195	10	4	3	212	212
8:00	149	5	5	2	161	163
8:15	191	7	5	3	206	208
8:30	146	4	5	3	158	162
8:45	162	6	3	3	174	176
9:00	138	5	4	3	150	153
9:15	152	5	3	5	165	169
9:30	130	2	5	2	139	143
9:45	148	7	4	2	161	162
10:00	113	4	4	3	124	127
10:15	150	6	6	2	164	166
10:30	146	4	3	2	155	157
10:45	148	4	3	3	158	161
11:00	126	3	3	2	134	136
11:15	122	5	4	2	133	135
11:30	133	3	3	2	141	143
11:45	115	3	4	3	125	129
12:00	103	3	4	2	112	115
12:15	192	9	4	2	207	207
12:30	118	4	3	2	127	129
12:45	121	2	3	2	128	131
13:00	107	5	2	1	115	115
13:15	144	5	3	3	155	157
13:30	136	5	4	2	147	149
13:45	94	3	3	1	101	102
14:00	144	5	4	4	157	161
14:15	161	6	3	2	172	173
14:30	138	4	6	4	152	157
14:45	102	3	3	1	109	110
15:00	125	5	7	2	139	142
15:15	115	2	5	2	124	128
15:30	139	2	4	2	147	150
15:45	113	4	4	1	122	123
16:00	181	6	4	3	194	196
16:15	150	5	4	3	162	165
16:30	160	5	5	3	173	176
16:45	123	4	4	2	133	135
17:00	153	7	3	2	165	165
17:15	187	5	4	2	198	200
17:30	148	6	3	2	159	160
17:45	164	7	4	3	178	180
18:00	199	13	13	3	228	231
18:15	162	10	7	5	184	188
18:30	172	5	7	6	190	197
18:45	191	9	11	6	217	224
19:00	164	7	3	1	175	174
19:15	184	9	3	2	198	197
19:30	196	8	3	2	209	209
19:45	129	3	2	1	135	136
20:00	104	2	2	0	108	108
20:15	83	2	1	0	86	86
20:30	44	0	1	0	45	46
20:45	60	2	2	1	65	66
21:00	63	3	1	0	67	66
21:15	45	0	1	1	47	49
21:30	33	0	1	0	34	35
21:45	29	0	1	0	30	31
22:00	83	2	1	0	86	86
22:15	48	0	1	0	49	50
22:30	34	0	1	0	35	36
22:45	45	0	1	0	46	47
23:00	35	0	1	0	36	37
23:15	52	0	1	0	53	54
23:30	26	0	0	0	26	26
23:45	21	0	0	0	21	21

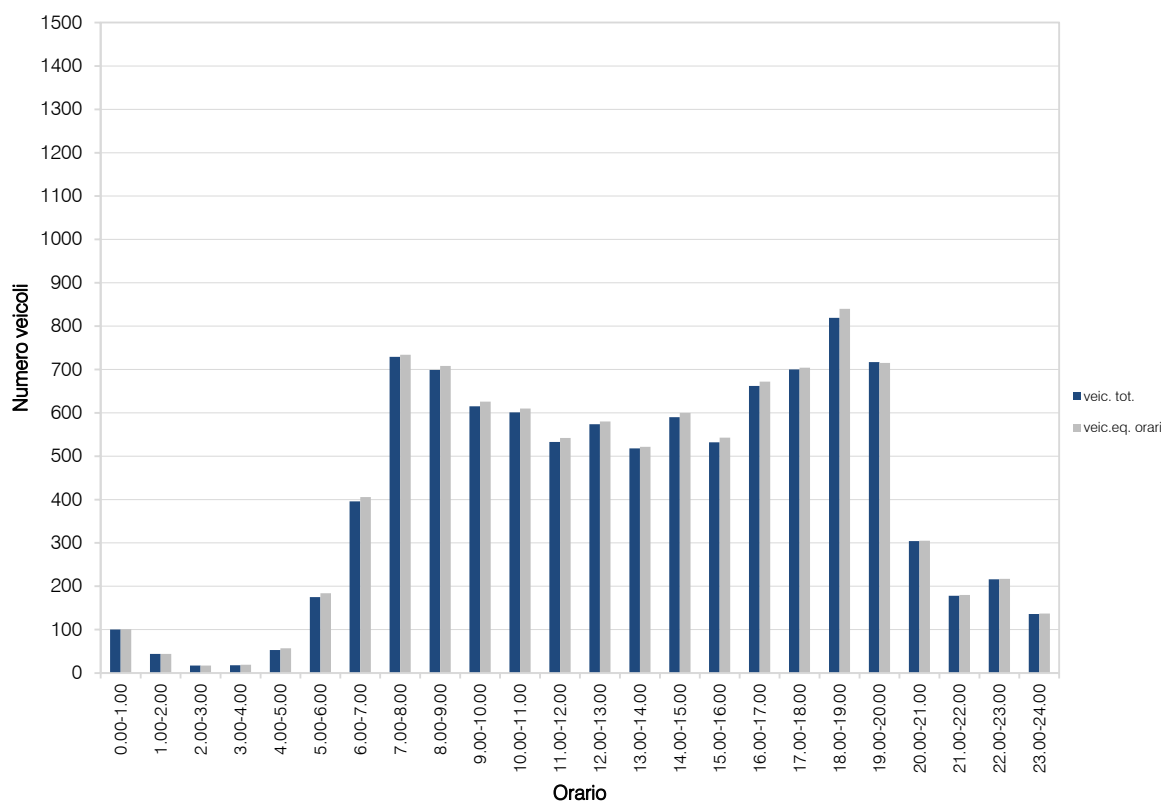
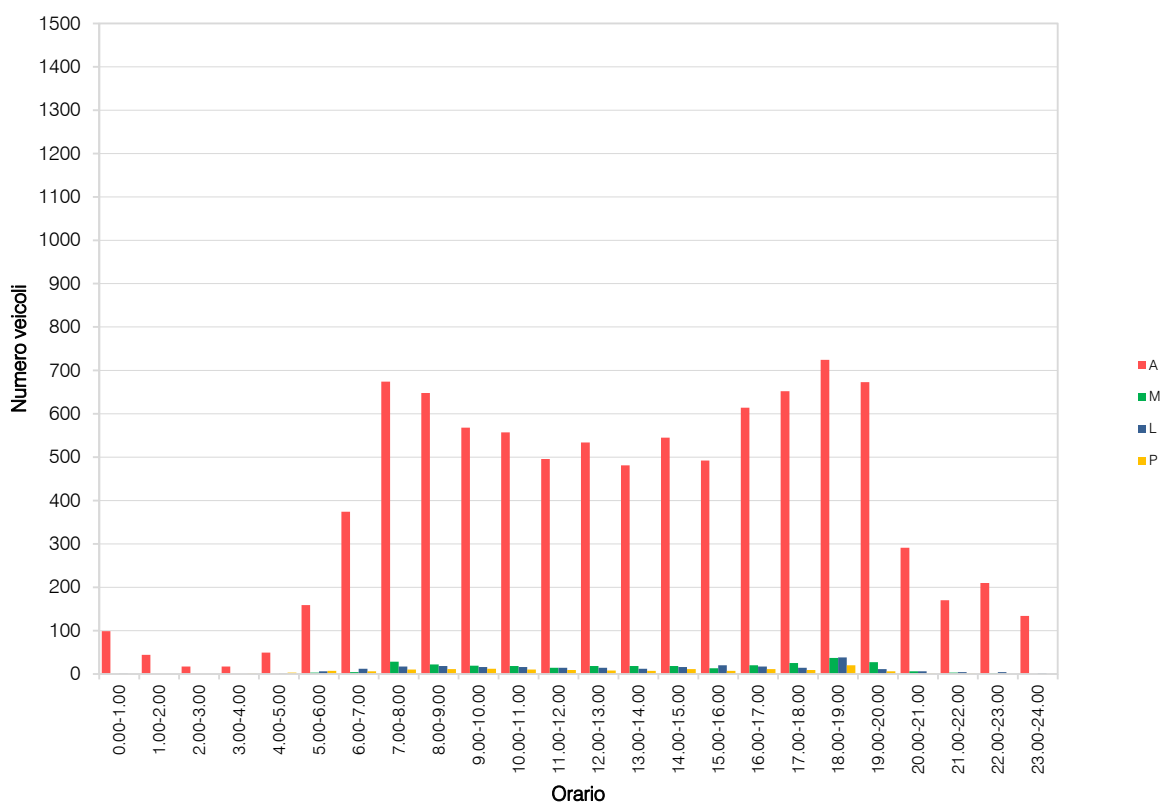
VOLUME DI TRAFFICO INTERVALLO TEMPORALE 60 min

martedì 21 maggio 2024

	A	M	L	P	veicoli totali	veicoli equivalenti orari
0.00-1.00	99	0	1	0	100	101
1.00-2.00	44	0	0	0	44	44
2.00-3.00	17	0	0	0	17	17
3.00-4.00	17	0	0	1	18	19
4.00-5.00	49	0	1	3	53	57
5.00-6.00	159	3	6	7	175	184
6.00-7.00	374	4	12	6	396	406
7.00-8.00	674	28	17	10	729	734
8.00-9.00	648	22	18	11	699	708
9.00-10.00	568	19	16	12	615	626
10.00-11.00	557	18	16	10	601	610
11.00-12.00	496	14	14	9	533	542
12.00-13.00	534	18	14	8	574	580
13.00-14.00	481	18	12	7	518	522
14.00-15.00	545	18	16	11	590	600
15.00-16.00	492	13	20	7	532	543
16.00-17.00	614	20	17	11	662	672
17.00-18.00	652	25	14	9	700	704
18.00-19.00	724	37	38	20	819	840
19.00-20.00	673	27	11	6	717	715
20.00-21.00	291	6	6	1	304	305
21.00-22.00	170	3	4	1	178	180
22.00-23.00	210	2	4	0	216	217
23.00-24.00	134	0	2	0	136	137
				TOT	9.926	10.063

ELABORAZIONI GRAFICHE

martedì 21 maggio 2024



VOLUME DI TRAFFICO INTERVALLO TEMPORALE 15 min

mercoledì 22 maggio 2024

	A	M	L	P	Veicoli totali	Veic. eq.
0:00	25	0	0	0	25	25
0:15	38	0	1	0	39	40
0:30	21	0	0	0	21	21
0:45	18	0	0	0	18	18
1:00	17	0	0	0	17	17
1:15	10	0	0	0	10	10
1:30	9	0	0	0	9	9
1:45	5	0	0	0	5	5
2:00	7	0	0	0	7	7
2:15	3	0	0	0	3	3
2:30	5	0	0	0	5	5
2:45	3	0	0	0	3	3
3:00	7	0	0	0	7	7
3:15	4	0	0	0	4	4
3:30	3	0	0	1	4	5
3:45	4	0	0	0	4	4
4:00	17	0	1	1	19	21
4:15	8	0	0	1	9	10
4:30	15	0	0	1	16	17
4:45	11	0	0	0	11	11
5:00	26	0	1	1	28	30
5:15	28	0	1	2	31	34
5:30	56	2	2	2	62	64
5:45	46	0	2	1	49	51
6:00	49	0	3	1	53	56
6:15	75	0	2	1	78	80
6:30	116	2	4	2	124	127
6:45	146	2	3	3	154	158
7:00	156	4	4	2	166	168
7:15	175	6	6	2	189	191
7:30	146	4	3	3	156	159
7:45	176	8	3	3	190	191
8:00	139	4	5	2	150	153
8:15	180	5	4	2	191	193
8:30	156	4	6	3	169	173
8:45	158	6	4	3	171	173
9:00	146	5	4	3	158	161
9:15	144	4	3	4	155	159
9:30	124	2	5	2	133	137
9:45	152	6	4	2	164	165
10:00	114	3	5	3	125	129
10:15	144	6	5	2	157	159
10:30	156	5	3	2	166	167
10:45	137	3	3	3	146	149
11:00	118	3	3	2	126	128
11:15	115	4	4	2	125	127
11:30	118	2	3	2	125	128
11:45	109	3	4	2	118	121
12:00	105	3	4	2	114	117
12:15	194	10	4	2	210	209
12:30	124	3	3	2	132	134
12:45	119	2	3	2	126	129
13:00	115	6	3	1	125	125
13:15	143	5	3	3	154	156
13:30	138	6	4	2	150	151
13:45	98	3	4	1	106	108
14:00	135	4	5	3	147	151
14:15	148	5	3	2	158	159
14:30	141	4	8	3	156	161
14:45	107	3	3	1	114	115
15:00	118	4	7	3	132	137
15:15	109	2	5	1	117	120
15:30	133	2	4	2	141	144
15:45	117	4	4	1	126	127
16:00	167	5	4	3	179	182
16:15	167	5	5	3	180	183
16:30	160	4	6	3	173	177
16:45	119	4	4	1	128	129
17:00	147	6	3	2	158	159
17:15	176	5	4	2	187	189
17:30	154	6	3	2	165	166
17:45	169	7	4	2	182	183
18:00	216	14	3	2	235	232
18:15	167	7	2	3	179	180
18:30	190	4	3	2	199	201
18:45	196	9	5	2	212	212
19:00	152	5	3	1	161	161
19:15	201	9	4	2	216	216
19:30	195	9	3	2	209	208
19:45	126	2	2	1	131	132
20:00	108	2	2	1	113	114
20:15	82	2	1	0	85	85
20:30	51	0	1	0	52	53
20:45	58	2	2	1	63	64
21:00	60	3	1	0	64	63
21:15	46	0	1	1	48	50
21:30	33	0	1	0	34	35
21:45	29	0	1	0	30	31
22:00	81	2	1	0	84	84
22:15	45	0	1	0	46	47
22:30	40	0	1	0	41	42
22:45	45	0	1	0	46	47
23:00	40	0	1	0	41	42
23:15	48	0	1	0	49	50
23:30	28	0	1	0	29	30
23:45	21	0	0	0	21	21

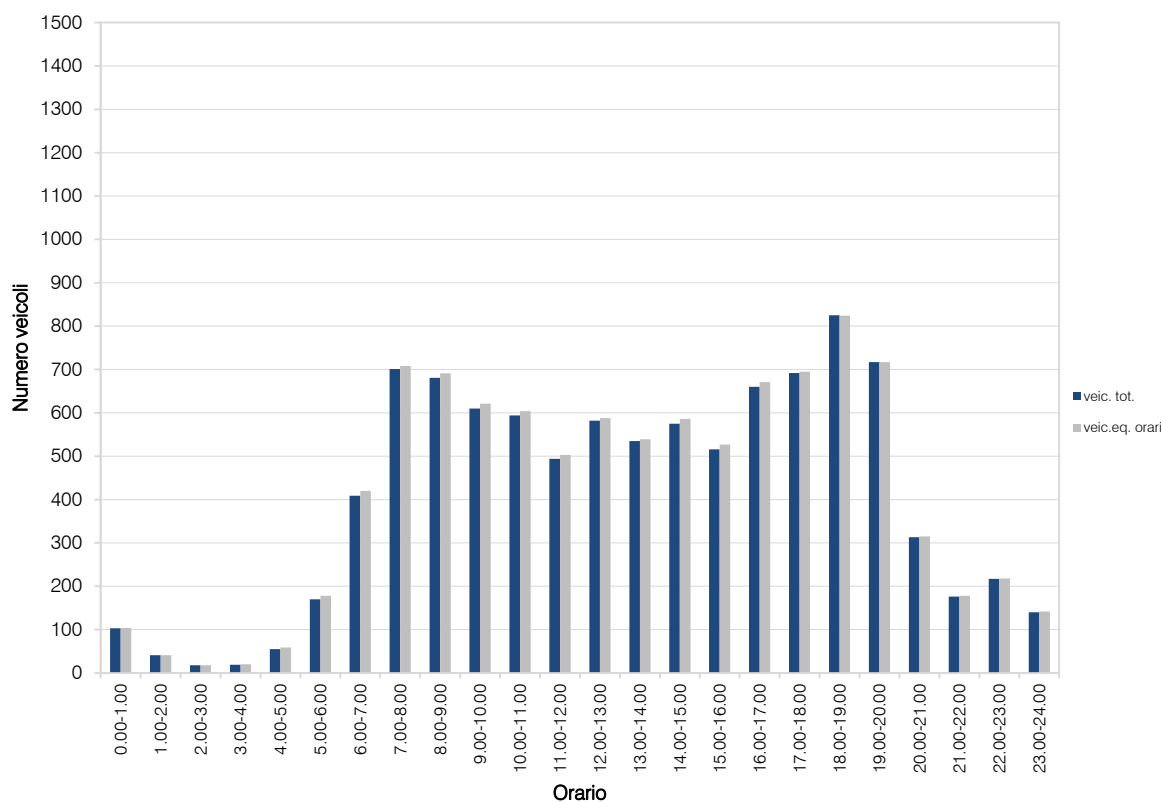
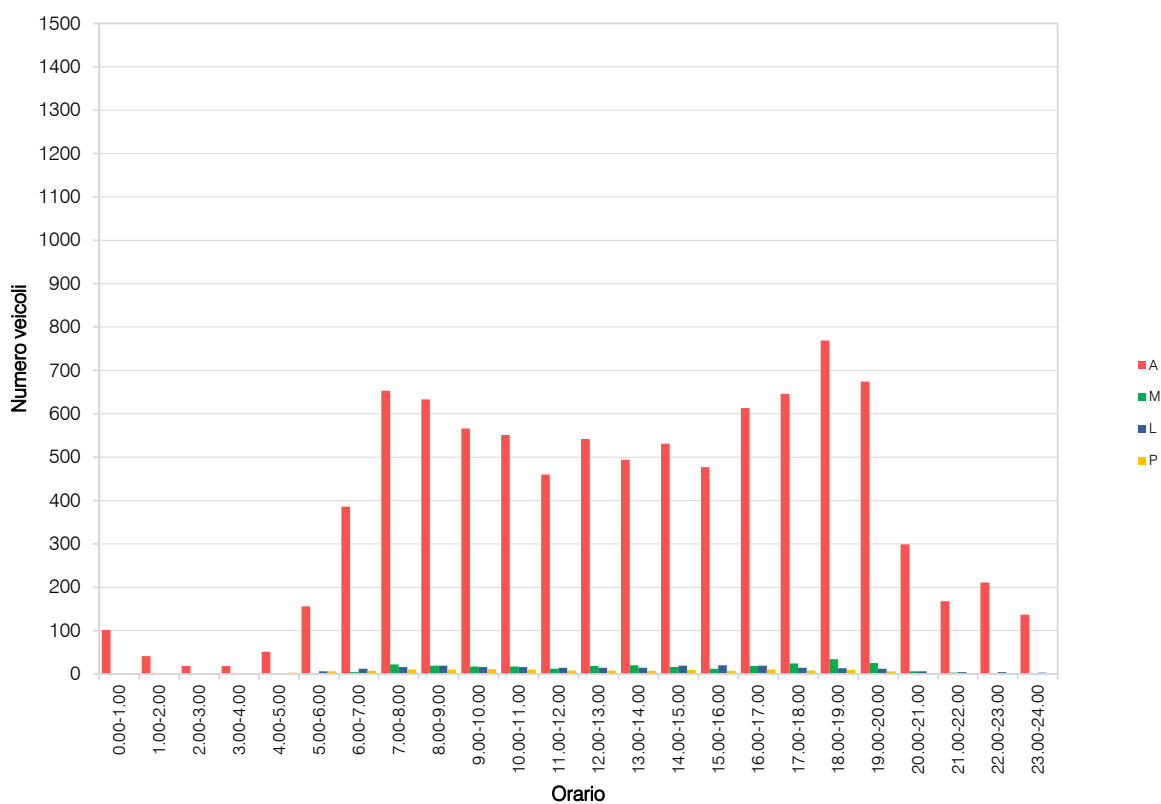
VOLUME DI TRAFFICO INTERVALLO TEMPORALE 60 min

mercoledì 22 maggio 2024

	A	M	L	P	veicoli totali	veicoli equivalenti orari
0.00-1.00	102	0	1	0	103	104
1.00-2.00	41	0	0	0	41	41
2.00-3.00	18	0	0	0	18	18
3.00-4.00	18	0	0	1	19	20
4.00-5.00	51	0	1	3	55	59
5.00-6.00	156	2	6	6	170	178
6.00-7.00	386	4	12	7	409	420
7.00-8.00	653	22	16	10	701	708
8.00-9.00	633	19	19	10	681	691
9.00-10.00	566	17	16	11	610	621
10.00-11.00	551	17	16	10	594	604
11.00-12.00	460	12	14	8	494	503
12.00-13.00	542	18	14	8	582	588
13.00-14.00	494	20	14	7	535	539
14.00-15.00	531	16	19	9	575	586
15.00-16.00	477	12	20	7	516	527
16.00-17.00	613	18	19	10	660	671
17.00-18.00	646	24	14	8	692	695
18.00-19.00	769	34	13	9	825	824
19.00-20.00	674	25	12	6	717	717
20.00-21.00	299	6	6	2	313	315
21.00-22.00	168	3	4	1	176	178
22.00-23.00	211	2	4	0	217	218
23.00-24.00	137	0	3	0	140	142
TOT					9.843	9.967

ELABORAZIONI GRAFICHE

mercoledì 22 maggio 2024



VOLUME DI TRAFFICO INTERVALLO TEMPORALE 15 min

giovedì 23 maggio 2024

	A	M	L	P	Veicoli totali	Veic. eq.
0:00	26	0	0	0	26	26
0:15	38	0	1	0	39	40
0:30	23	0	0	0	23	23
0:45	21	0	0	0	21	21
1:00	19	0	0	0	19	19
1:15	12	0	0	0	12	12
1:30	10	0	0	0	10	10
1:45	6	0	0	0	6	6
2:00	7	0	0	0	7	7
2:15	3	0	0	0	3	3
2:30	6	0	0	0	6	6
2:45	4	0	0	0	4	4
3:00	8	0	0	0	8	8
3:15	4	0	0	0	4	4
3:30	3	0	0	1	4	5
3:45	4	0	0	0	4	4
4:00	17	0	1	1	19	21
4:15	8	0	0	1	9	10
4:30	15	0	0	1	16	17
4:45	12	0	0	0	12	12
5:00	30	0	2	2	34	37
5:15	33	0	1	2	36	39
5:30	62	2	2	2	68	70
5:45	51	0	2	1	54	56
6:00	51	0	3	1	55	58
6:15	77	0	2	1	80	82
6:30	114	3	4	2	123	126
6:45	144	2	2	3	151	154
7:00	185	6	5	2	198	200
7:15	192	6	6	2	206	208
7:30	165	5	4	3	177	180
7:45	187	8	4	3	202	203
8:00	159	5	6	2	172	175
8:15	188	6	5	3	202	205
8:30	156	4	5	3	168	172
8:45	168	7	4	3	182	184
9:00	156	6	4	3	169	171
9:15	158	5	3	4	170	173
9:30	132	3	5	2	142	145
9:45	164	6	4	2	176	177
10:00	128	3	5	4	140	145
10:15	146	6	5	2	159	161
10:30	167	5	4	2	178	180
10:45	147	3	3	3	156	159
11:00	132	3	3	2	140	142
11:15	138	6	4	3	151	153
11:30	134	2	3	2	141	144
11:45	114	3	4	3	124	128
12:00	122	4	4	3	133	136
12:15	191	9	4	2	206	206
12:30	134	4	3	2	143	145
12:45	118	2	3	2	125	128
13:00	127	6	3	1	137	137
13:15	156	6	3	3	168	170
13:30	136	6	4	2	148	149
13:45	107	3	4	1	115	117
14:00	158	5	5	3	171	174
14:15	158	5	3	2	168	169
14:30	160	5	7	3	175	179
14:45	119	3	3	2	127	129
15:00	134	5	7	3	149	153
15:15	128	3	6	3	140	145
15:30	148	2	4	2	156	159
15:45	127	4	4	2	137	139
16:00	175	6	4	3	188	190
16:15	173	6	5	3	187	190
16:30	176	5	6	3	190	194
16:45	136	4	4	2	146	148
17:00	156	6	3	2	167	168
17:15	200	6	4	2	212	213
17:30	166	6	3	2	177	178
17:45	187	7	5	3	202	204
18:00	214	13	3	2	232	229
18:15	184	7	3	3	197	198
18:30	183	4	3	2	192	194
18:45	189	9	5	2	205	205
19:00	170	7	3	1	181	180
19:15	199	9	4	2	214	214
19:30	192	8	3	2	205	205
19:45	130	2	2	1	135	136
20:00	108	2	2	0	112	112
20:15	89	3	1	0	93	92
20:30	49	0	1	0	50	51
20:45	64	2	2	1	69	70
21:00	68	3	1	0	72	71
21:15	45	0	1	1	47	49
21:30	38	0	1	0	39	40
21:45	29	0	1	0	30	31
22:00	81	2	1	0	84	84
22:15	51	0	1	0	52	53
22:30	40	0	1	0	41	42
22:45	44	0	1	0	45	46
23:00	39	0	1	0	40	41
23:15	52	0	1	0	53	54
23:30	29	0	1	0	30	31
23:45	21	0	0	0	21	21

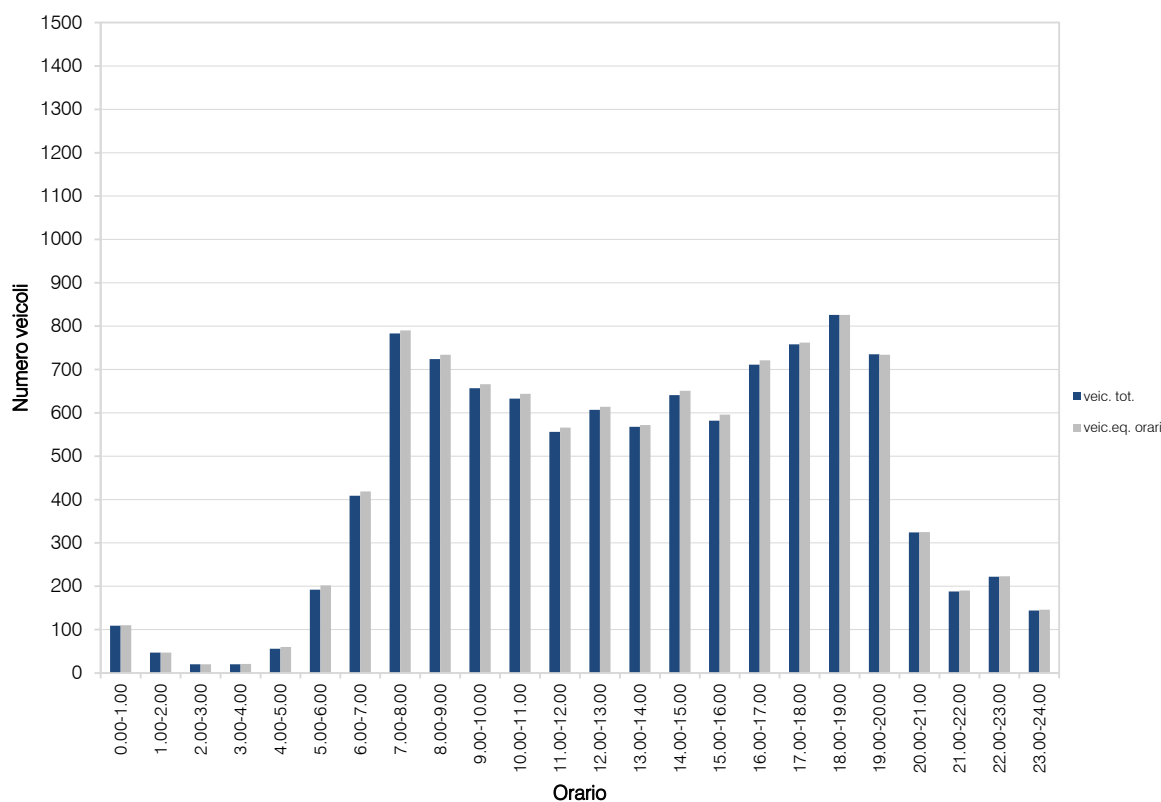
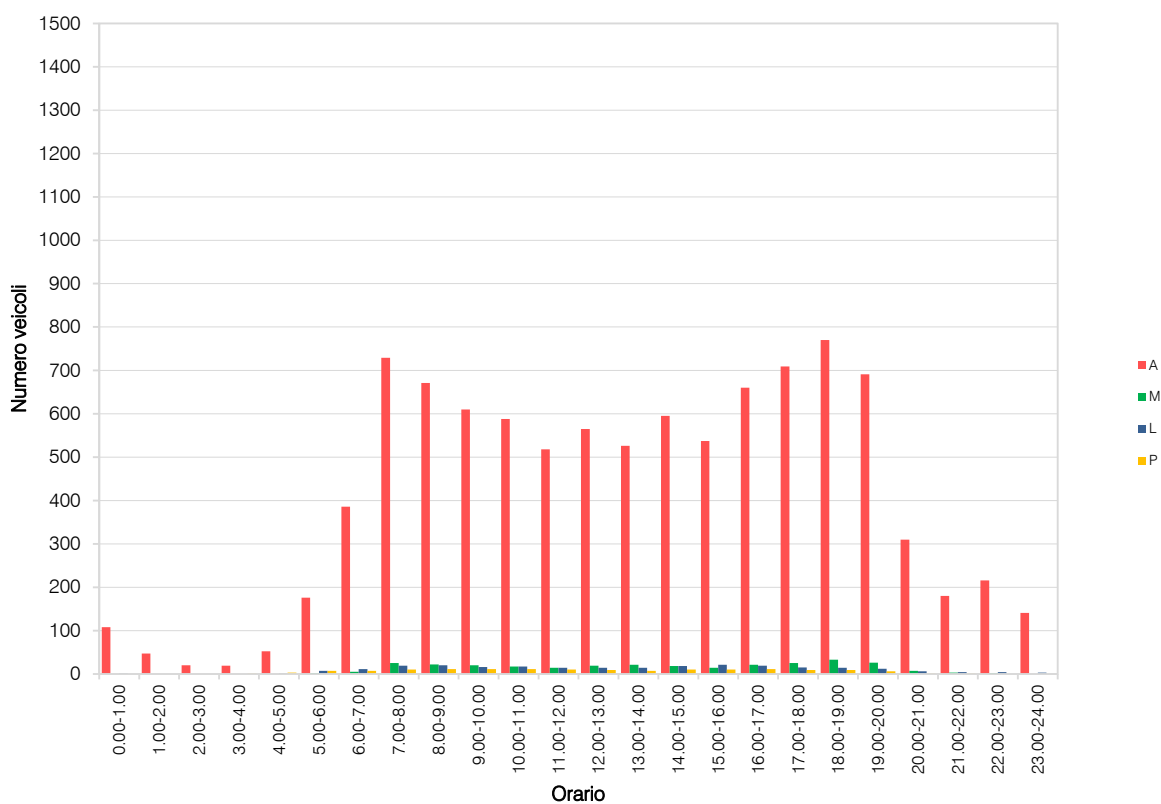
VOLUME DI TRAFFICO INTERVALLO TEMPORALE 60 min

giovedì 23 maggio 2024

	<i>A</i>	<i>M</i>	<i>L</i>	<i>P</i>	<i>veicoli totali</i>	<i>veicoli equivalenti orari</i>
0.00-1.00	108	0	1	0	109	110
1.00-2.00	47	0	0	0	47	47
2.00-3.00	20	0	0	0	20	20
3.00-4.00	19	0	0	1	20	21
4.00-5.00	52	0	1	3	56	60
5.00-6.00	176	2	7	7	192	202
6.00-7.00	386	5	11	7	409	419
7.00-8.00	729	25	19	10	783	790
8.00-9.00	671	22	20	11	724	734
9.00-10.00	610	20	16	11	657	666
10.00-11.00	588	17	17	11	633	644
11.00-12.00	518	14	14	10	556	566
12.00-13.00	565	19	14	9	607	614
13.00-14.00	526	21	14	7	568	572
14.00-15.00	595	18	18	10	641	651
15.00-16.00	537	14	21	10	582	596
16.00-17.00	660	21	19	11	711	721
17.00-18.00	709	25	15	9	758	762
18.00-19.00	770	33	14	9	826	826
19.00-20.00	691	26	12	6	735	734
20.00-21.00	310	7	6	1	324	325
21.00-22.00	180	3	4	1	188	190
22.00-23.00	216	2	4	0	222	223
23.00-24.00	141	0	3	0	144	146
	TOT				10.512	10.639

ELABORAZIONI GRAFICHE

giovedì 23 maggio 2024



RILIEVI AUTOMATICI: RADAR 13

DATI GENERALI

SR515 - Via Treviso, dir. sud-ovest

Giorni di rilievo

venerdì 17 maggio 2024

sabato 18 maggio 2024

domenica 19 maggio 2024

lunedì 20 maggio 2024

martedì 21 maggio 2024

mercoledì 22 maggio 2024

giovedì 23 maggio 2024



Allegati - Radar 13.xlsx



VOLUME DI TRAFFICO INTERVALLO TEMPORALE 15 min

venerdì 17 maggio 2024

	A	M	L	P	Veicoli totali	Veic. eq.
0:00	19	0	0	0	19	19
0:15	8	0	0	0	8	8
0:30	11	0	0	0	11	11
0:45	6	0	0	0	6	6
1:00	8	0	0	0	8	8
1:15	7	0	0	0	7	7
1:30	5	0	0	0	5	5
1:45	2	0	0	0	2	2
2:00	6	0	0	1	7	8
2:15	3	0	0	0	3	3
2:30	0	0	0	1	1	2
2:45	4	0	0	0	4	4
3:00	1	0	0	0	1	1
3:15	2	0	0	0	2	2
3:30	0	0	0	0	0	0
3:45	6	0	0	0	6	6
4:00	2	0	0	1	3	4
4:15	8	0	0	4	12	16
4:30	6	0	0	0	6	6
4:45	9	0	1	2	12	15
5:00	6	0	0	2	8	10
5:15	17	0	0	2	19	21
5:30	45	0	1	2	48	51
5:45	17	0	0	2	19	21
6:00	25	0	2	4	31	36
6:15	38	0	0	2	40	42
6:30	47	0	4	3	54	59
6:45	69	2	3	6	80	87
7:00	72	0	2	2	76	79
7:15	93	5	4	4	106	110
7:30	104	4	1	4	113	116
7:45	120	7	4	5	136	140
8:00	112	0	2	6	120	127
8:15	117	5	3	2	127	128
8:30	95	1	5	6	107	115
8:45	99	2	4	5	110	116
9:00	60	1	2	6	69	76
9:15	67	3	3	4	77	81
9:30	87	0	3	3	93	98
9:45	71	1	5	6	83	91
10:00	75	1	5	11	92	105
10:15	72	3	2	6	83	89
10:30	81	1	3	8	93	102
10:45	63	2	3	8	76	85
11:00	67	1	4	10	82	94
11:15	63	0	2	4	69	74
11:30	80	1	4	3	88	93
11:45	80	1	2	8	91	100
12:00	89	2	2	6	99	105
12:15	81	1	2	6	90	97
12:30	93	2	2	4	101	105
12:45	72	2	2	4	80	84
13:00	96	1	3	1	101	103
13:15	76	0	1	6	83	90
13:30	88	0	3	3	94	99
13:45	90	1	3	4	98	103
14:00	70	1	2	5	78	84
14:15	76	0	2	5	83	89
14:30	87	2	5	7	101	110
14:45	78	1	2	5	86	92
15:00	76	1	4	5	86	93
15:15	92	1	3	6	102	109
15:30	99	0	5	3	107	113
15:45	105	3	3	2	113	115
16:00	96	2	1	3	102	105
16:15	76	3	1	1	81	81
16:30	139	2	3	3	147	151
16:45	109	1	2	3	115	119
17:00	102	4	2	6	114	119
17:15	108	0	3	4	115	121
17:30	131	9	2	6	148	151
17:45	103	1	0	2	106	108
18:00	146	1	3	2	152	155
18:15	126	3	3	4	136	140
18:30	127	2	1	2	132	134
18:45	120	4	0	4	128	130
19:00	117	1	1	2	121	123
19:15	112	0	1	1	114	116
19:30	98	1	0	2	101	103
19:45	111	1	1	2	115	117
20:00	97	1	1	2	101	103
20:15	80	3	0	2	85	86
20:30	59	1	0	0	60	60
20:45	67	0	1	2	70	73
21:00	44	0	0	1	45	46
21:15	43	0	0	0	43	43
21:30	35	1	0	0	36	36
21:45	51	2	0	2	55	56
22:00	34	0	0	1	35	36
22:15	40	3	0	1	44	44
22:30	36	3	0	0	39	38
22:45	31	0	0	2	33	35
23:00	50	0	0	0	50	50
23:15	36	1	1	1	39	40
23:30	32	1	0	0	33	33
23:45	37	0	0	0	37	37

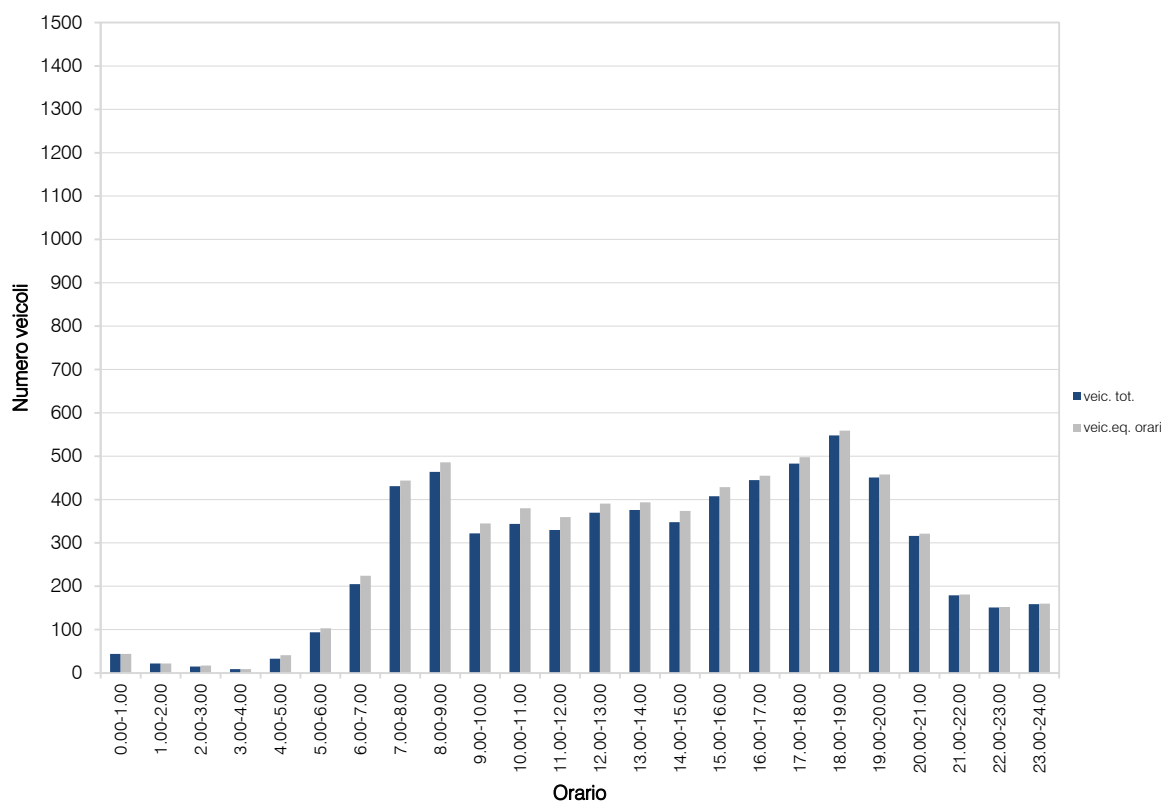
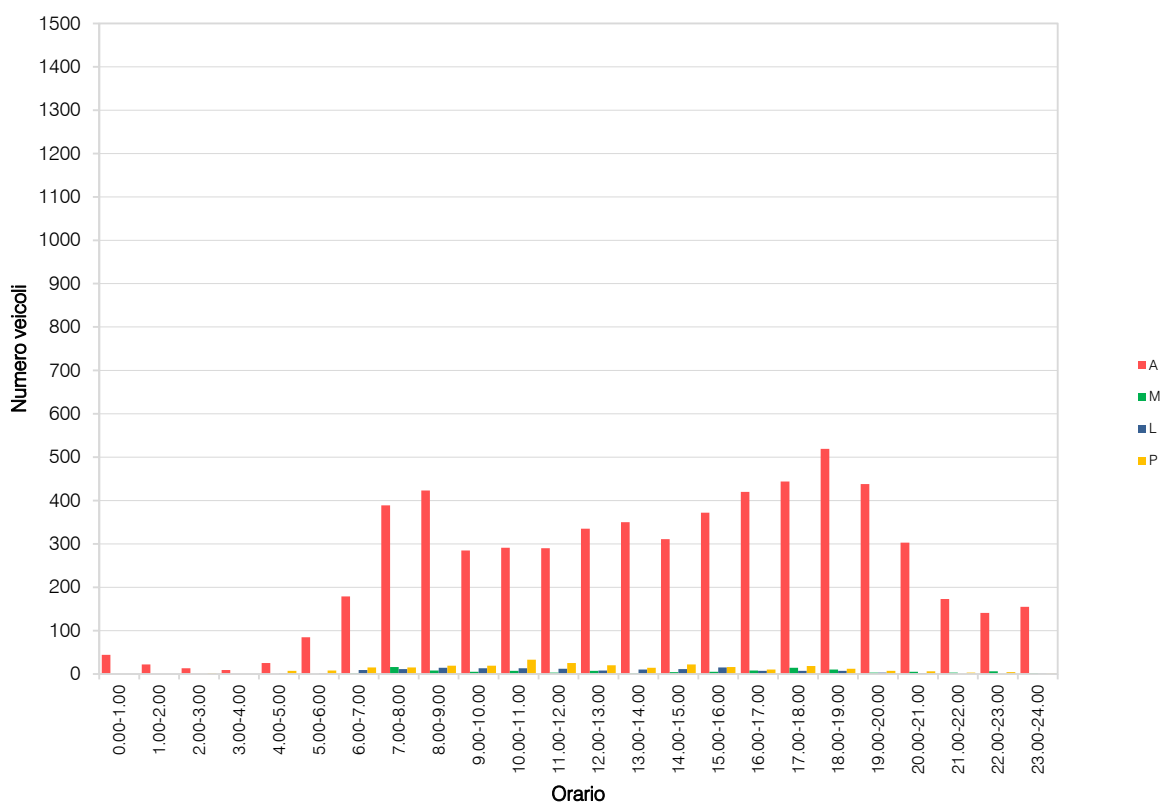
VOLUME DI TRAFFICO INTERVALLO TEMPORALE 60 min

venerdì 17 maggio 2024

	A	M	L	P	veicoli totali	veicoli equivalenti orari
0.00-1.00	44	0	0	0	44	44
1.00-2.00	22	0	0	0	22	22
2.00-3.00	13	0	0	2	15	17
3.00-4.00	9	0	0	0	9	9
4.00-5.00	25	0	1	7	33	41
5.00-6.00	85	0	1	8	94	103
6.00-7.00	179	2	9	15	205	224
7.00-8.00	389	16	11	15	431	444
8.00-9.00	423	8	14	19	464	486
9.00-10.00	285	5	13	19	322	345
10.00-11.00	291	7	13	33	344	380
11.00-12.00	290	3	12	25	330	360
12.00-13.00	335	7	8	20	370	391
13.00-14.00	350	2	10	14	376	394
14.00-15.00	311	4	11	22	348	374
15.00-16.00	372	5	15	16	408	429
16.00-17.00	420	8	7	10	445	455
17.00-18.00	444	14	7	18	483	498
18.00-19.00	519	10	7	12	548	559
19.00-20.00	438	3	3	7	451	458
20.00-21.00	303	5	2	6	316	321
21.00-22.00	173	3	0	3	179	181
22.00-23.00	141	6	0	4	151	152
23.00-24.00	155	2	1	1	159	160
				TOT	6.547	6.847

ELABORAZIONI GRAFICHE

venerdì 17 maggio 2024



VOLUME DI TRAFFICO INTERVALLO TEMPORALE 15 min

sabato 18 maggio 2024

	A	M	L	P	Veicoli totali	Veic. eq.
0:00	28	0	0	0	28	28
0:15	33	0	0	1	34	35
0:30	28	0	0	0	28	28
0:45	28	0	0	0	28	28
1:00	16	0	0	0	16	16
1:15	14	0	0	0	14	14
1:30	20	1	0	0	21	21
1:45	10	0	0	0	10	10
2:00	14	0	0	0	14	14
2:15	6	0	0	0	6	6
2:30	12	0	0	0	12	12
2:45	9	0	0	0	9	9
3:00	8	0	0	0	8	8
3:15	5	0	0	1	6	7
3:30	2	0	0	0	2	2
3:45	3	0	0	1	4	5
4:00	3	0	0	1	4	5
4:15	3	0	0	1	4	5
4:30	6	0	0	0	6	6
4:45	3	0	0	1	4	5
5:00	8	0	0	0	8	8
5:15	7	0	0	2	9	11
5:30	21	0	1	1	23	25
5:45	14	0	0	2	16	18
6:00	17	0	1	0	18	19
6:15	19	0	0	2	21	23
6:30	27	0	2	3	32	36
6:45	45	4	1	1	51	51
7:00	47	0	2	1	50	52
7:15	40	1	1	4	46	50
7:30	47	0	2	2	51	54
7:45	61	2	1	2	66	68
8:00	40	1	1	2	44	46
8:15	66	0	1	2	69	72
8:30	85	4	1	2	92	93
8:45	90	1	2	0	93	94
9:00	91	1	0	2	94	96
9:15	79	1	1	3	84	87
9:30	88	3	2	0	93	93
9:45	99	2	4	4	109	114
10:00	69	2	1	1	73	74
10:15	100	2	1	2	105	107
10:30	91	4	2	2	99	100
10:45	102	2	2	2	108	110
11:00	90	1	1	1	93	94
11:15	88	0	1	1	90	92
11:30	101	2	2	2	107	109
11:45	91	1	1	3	96	99
12:00	108	2	2	0	112	112
12:15	75	1	1	2	79	81
12:30	94	1	1	1	97	98
12:45	90	0	0	2	92	94
13:00	73	2	1	0	76	76
13:15	89	0	2	2	93	96
13:30	83	1	0	0	84	84
13:45	83	1	4	3	91	96
14:00	65	2	1	3	71	74
14:15	68	3	1	2	74	75
14:30	86	0	1	1	88	90
14:45	103	1	2	2	108	111
15:00	77	4	0	2	83	83
15:15	78	1	2	0	81	82
15:30	65	1	0	0	66	66
15:45	81	1	0	1	83	84
16:00	76	2	1	0	79	79
16:15	81	1	1	2	85	87
16:30	79	0	0	2	81	83
16:45	76	3	1	1	81	81
17:00	90	3	1	2	96	97
17:15	96	3	3	1	103	104
17:30	111	0	1	0	112	113
17:45	115	2	1	1	119	120
18:00	96	0	0	1	97	98
18:15	117	1	0	1	119	120
18:30	108	0	1	0	109	110
18:45	98	2	1	1	102	103
19:00	101	1	0	2	104	106
19:15	101	2	2	1	106	107
19:30	105	1	0	0	106	106
19:45	97	0	0	2	99	101
20:00	101	1	0	1	103	104
20:15	80	1	0	1	82	83
20:30	88	0	0	2	90	92
20:45	43	1	0	1	45	46
21:00	57	0	0	2	59	61
21:15	58	0	0	0	58	58
21:30	44	1	0	0	45	45
21:45	41	1	0	0	42	42
22:00	37	0	0	1	38	39
22:15	55	0	0	0	55	55
22:30	47	1	0	0	48	48
22:45	43	0	0	0	43	43
23:00	62	0	0	0	62	62
23:15	59	0	0	0	59	59
23:30	50	0	0	0	50	50
23:45	44	0	0	0	44	44

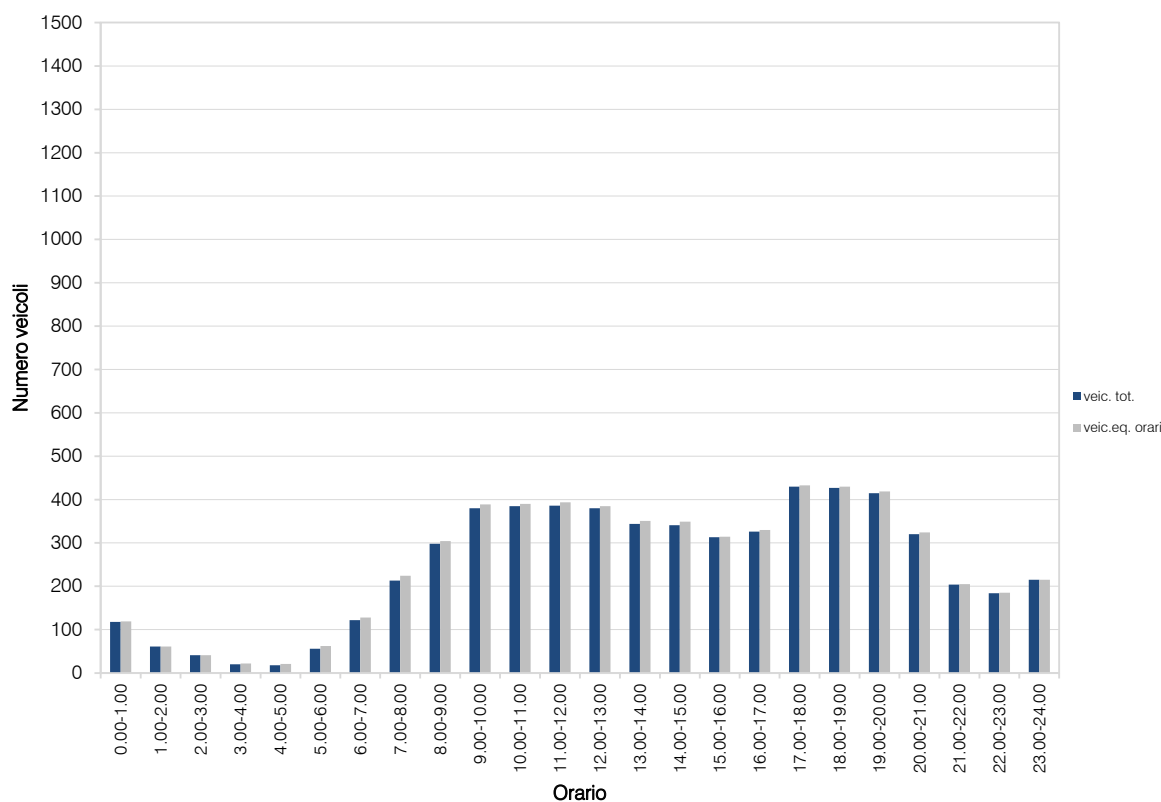
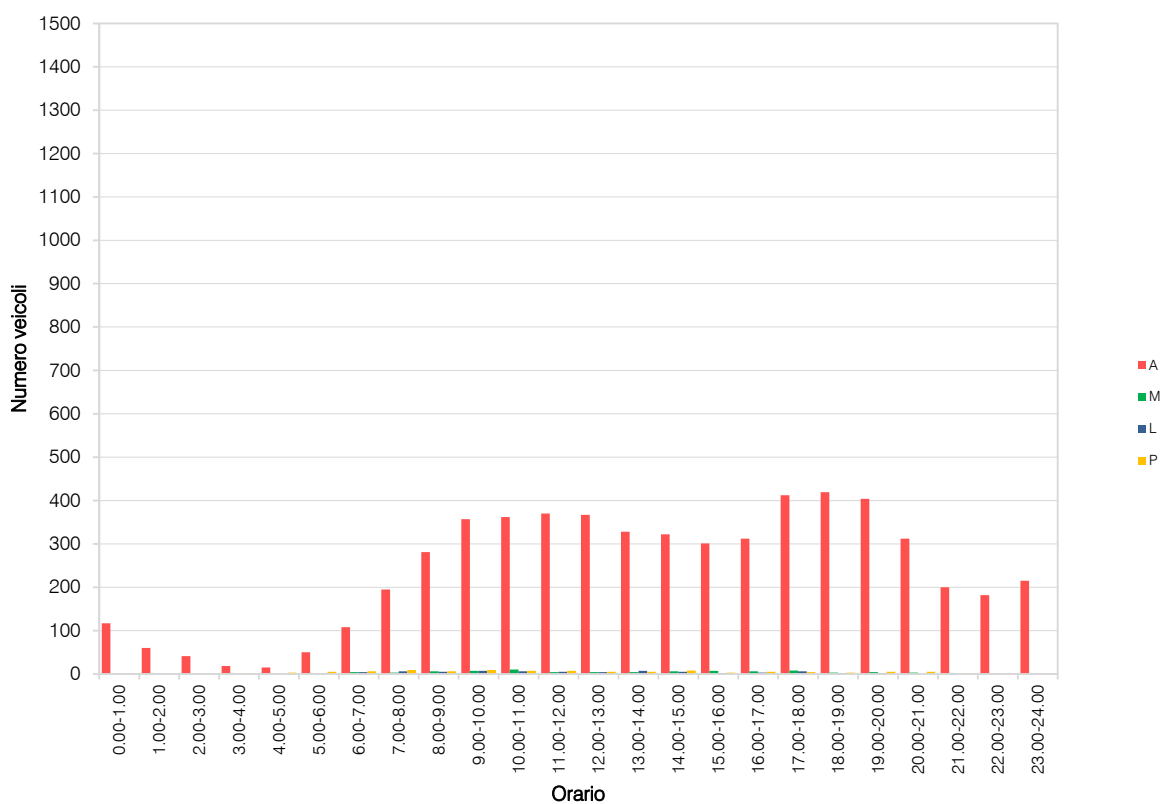
VOLUME DI TRAFFICO INTERVALLO TEMPORALE 60 min

sabato 18 maggio 2024

	A	M	L	P	veicoli totali	veicoli equivalenti orari
0.00-1.00	117	0	0	1	118	119
1.00-2.00	60	1	0	0	61	61
2.00-3.00	41	0	0	0	41	41
3.00-4.00	18	0	0	2	20	22
4.00-5.00	15	0	0	3	18	21
5.00-6.00	50	0	1	5	56	62
6.00-7.00	108	4	4	6	122	128
7.00-8.00	195	3	6	9	213	224
8.00-9.00	281	6	5	6	298	304
9.00-10.00	357	7	7	9	380	389
10.00-11.00	362	10	6	7	385	390
11.00-12.00	370	4	5	7	386	394
12.00-13.00	367	4	4	5	380	385
13.00-14.00	328	4	7	5	344	351
14.00-15.00	322	6	5	8	341	349
15.00-16.00	301	7	2	3	313	314
16.00-17.00	312	6	3	5	326	330
17.00-18.00	412	8	6	4	430	433
18.00-19.00	419	3	2	3	427	430
19.00-20.00	404	4	2	5	415	419
20.00-21.00	312	3	0	5	320	324
21.00-22.00	200	2	0	2	204	205
22.00-23.00	182	1	0	1	184	185
23.00-24.00	215	0	0	0	215	215
TOT					5.997	6.095

ELABORAZIONI GRAFICHE

sabato 18 maggio 2024



VOLUME DI TRAFFICO INTERVALLO TEMPORALE 15 min

domenica 19 maggio 2024

	A	M	L	P	Veicoli totali	Veic. eq.
0:00	55	1	0	0	56	56
0:15	33	2	0	0	35	34
0:30	39	0	0	1	40	41
0:45	27	0	0	0	27	27
1:00	27	0	0	1	28	29
1:15	24	1	0	0	25	25
1:30	23	0	0	0	23	23
1:45	14	0	0	0	14	14
2:00	14	0	0	0	14	14
2:15	10	0	0	0	10	10
2:30	11	0	0	0	11	11
2:45	12	0	0	0	12	12
3:00	15	0	0	0	15	15
3:15	9	0	0	0	9	9
3:30	6	0	0	0	6	6
3:45	4	0	0	0	4	4
4:00	3	0	0	0	3	3
4:15	5	0	0	0	5	5
4:30	3	0	0	0	3	3
4:45	7	0	0	0	7	7
5:00	3	1	0	0	4	4
5:15	5	1	0	0	6	6
5:30	12	0	0	0	12	12
5:45	6	0	0	0	6	6
6:00	11	0	0	0	11	11
6:15	11	0	0	0	11	11
6:30	20	0	0	0	20	20
6:45	19	0	0	0	19	19
7:00	34	1	0	1	36	37
7:15	36	0	0	1	37	38
7:30	30	1	0	0	31	31
7:45	43	0	0	0	43	43
8:00	35	0	0	0	35	35
8:15	43	0	0	1	44	45
8:30	57	0	1	0	58	59
8:45	55	2	0	2	59	60
9:00	59	0	0	1	60	61
9:15	51	3	0	0	54	53
9:30	51	1	0	0	52	52
9:45	63	2	0	2	67	68
10:00	64	2	1	0	67	67
10:15	61	2	0	1	64	64
10:30	76	0	0	0	76	76
10:45	70	0	0	0	70	70
11:00	81	0	1	1	83	85
11:15	76	0	0	1	77	78
11:30	84	1	0	0	85	85
11:45	83	2	1	1	87	88
12:00	73	0	1	0	74	75
12:15	84	1	0	1	86	87
12:30	76	0	0	0	76	76
12:45	57	1	0	0	58	58
13:00	60	0	0	0	60	60
13:15	49	0	0	1	50	51
13:30	55	1	0	0	56	56
13:45	51	0	0	1	52	53
14:00	47	2	0	1	50	50
14:15	43	2	1	1	47	48
14:30	54	1	0	0	55	55
14:45	67	0	2	0	69	70
15:00	55	0	1	1	57	59
15:15	82	1	0	0	83	83
15:30	70	1	0	1	72	73
15:45	75	1	0	1	77	78
16:00	62	0	0	0	62	62
16:15	85	0	1	1	87	89
16:30	74	4	1	2	81	82
16:45	91	3	1	0	95	94
17:00	83	2	1	1	87	88
17:15	109	0	0	1	110	111
17:30	84	1	2	0	87	88
17:45	93	0	1	0	94	95
18:00	71	1	0	0	72	72
18:15	92	1	0	1	94	95
18:30	104	2	1	2	109	111
18:45	100	2	0	1	103	103
19:00	94	2	1	0	97	97
19:15	92	2	1	2	97	99
19:30	97	0	0	0	97	97
19:45	86	0	1	0	87	88
20:00	68	0	1	0	69	70
20:15	62	0	0	0	62	62
20:30	61	0	0	0	61	61
20:45	57	0	0	0	57	57
21:00	52	1	0	0	53	53
21:15	52	0	0	0	52	52
21:30	36	0	0	0	36	36
21:45	62	0	1	0	63	64
22:00	41	0	0	0	41	41
22:15	41	1	0	0	42	42
22:30	36	0	0	0	36	36
22:45	31	1	0	0	32	32
23:00	38	0	0	0	38	38
23:15	34	0	0	0	34	34
23:30	20	0	0	0	20	20
23:45	22	0	0	0	22	22

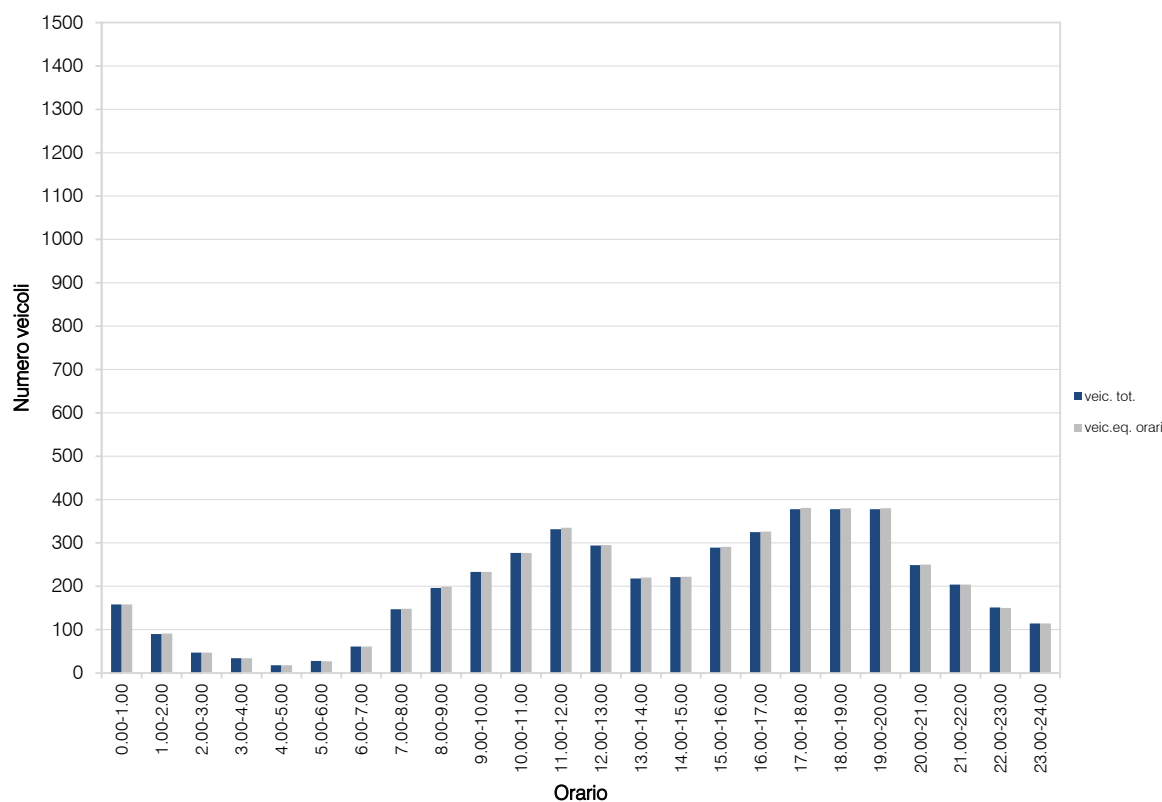
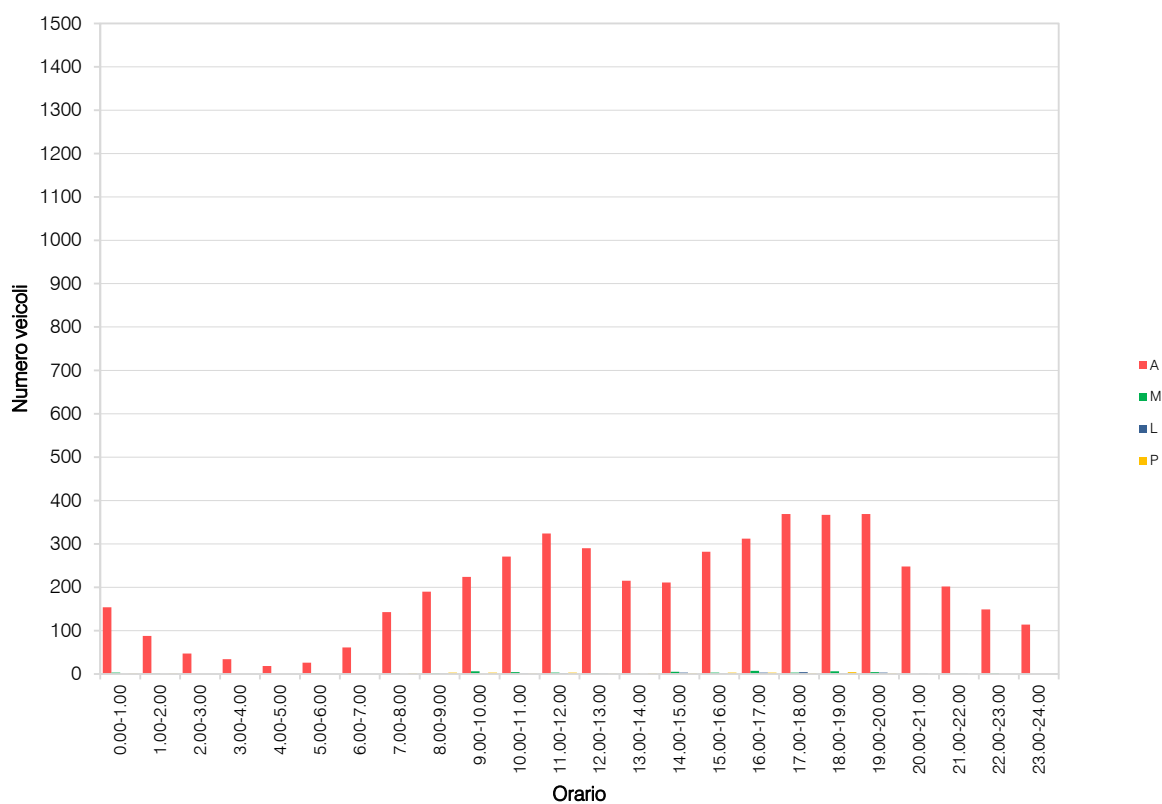
VOLUME DI TRAFFICO INTERVALLO TEMPORALE 60 min

domenica 19 maggio 2024

	<i>A</i>	<i>M</i>	<i>L</i>	<i>P</i>	<i>veicoli totali</i>	<i>veicoli equivalenti orari</i>
0.00-1.00	154	3	0	1	158	158
1.00-2.00	88	1	0	1	90	91
2.00-3.00	47	0	0	0	47	47
3.00-4.00	34	0	0	0	34	34
4.00-5.00	18	0	0	0	18	18
5.00-6.00	26	2	0	0	28	27
6.00-7.00	61	0	0	0	61	61
7.00-8.00	143	2	0	2	147	148
8.00-9.00	190	2	1	3	196	199
9.00-10.00	224	6	0	3	233	233
10.00-11.00	271	4	1	1	277	277
11.00-12.00	324	3	2	3	332	335
12.00-13.00	290	2	1	1	294	295
13.00-14.00	215	1	0	2	218	220
14.00-15.00	211	5	3	2	221	222
15.00-16.00	282	3	1	3	289	291
16.00-17.00	312	7	3	3	325	326
17.00-18.00	369	3	4	2	378	381
18.00-19.00	367	6	1	4	378	380
19.00-20.00	369	4	3	2	378	380
20.00-21.00	248	0	1	0	249	250
21.00-22.00	202	1	1	0	204	204
22.00-23.00	149	2	0	0	151	150
23.00-24.00	114	0	0	0	114	114
	TOT				4.820	4.841

ELABORAZIONI GRAFICHE

domenica 19 maggio 2024



VOLUME DI TRAFFICO INTERVALLO TEMPORALE 15 min

lunedì 20 maggio 2024

	A	M	L	P	Veicoli totali	Veic. eq.
0:00	14	0	0	0	14	14
0:15	16	0	0	0	16	16
0:30	6	0	0	0	6	6
0:45	6	0	0	1	7	8
1:00	12	0	0	0	12	12
1:15	5	0	0	0	5	5
1:30	6	0	1	0	7	8
1:45	2	0	0	0	2	2
2:00	3	0	0	0	3	3
2:15	3	0	0	0	3	3
2:30	3	0	0	1	4	5
2:45	0	0	0	0	0	0
3:00	4	0	0	1	5	6
3:15	4	0	0	0	4	4
3:30	3	0	0	2	5	7
3:45	4	0	0	1	5	6
4:00	5	0	0	2	7	9
4:15	8	0	0	0	8	8
4:30	10	0	0	2	12	14
4:45	7	0	0	2	9	11
5:00	8	0	1	2	11	14
5:15	18	0	1	3	22	26
5:30	38	0	1	2	41	44
5:45	36	0	1	6	43	50
6:00	25	0	1	3	29	33
6:15	39	1	2	2	44	47
6:30	50	0	2	7	59	67
6:45	76	3	3	2	84	86
7:00	75	3	4	3	85	89
7:15	79	3	2	5	89	94
7:30	109	2	4	6	121	128
7:45	115	3	1	4	123	126
8:00	113	4	2	7	126	132
8:15	102	2	5	1	110	113
8:30	95	3	3	5	106	111
8:45	105	3	4	3	115	119
9:00	86	0	4	6	96	104
9:15	70	0	2	3	75	79
9:30	77	3	4	2	86	89
9:45	56	0	1	2	59	62
10:00	67	1	2	6	76	83
10:15	50	1	2	6	59	66
10:30	59	0	2	7	68	76
10:45	74	0	3	9	86	97
11:00	57	1	2	2	62	65
11:15	71	1	2	4	78	83
11:30	58	1	2	6	67	74
11:45	65	1	4	5	75	82
12:00	81	1	4	7	93	102
12:15	76	2	2	3	83	86
12:30	88	0	1	7	96	104
12:45	63	1	2	7	73	81
13:00	77	1	4	2	84	88
13:15	76	1	3	3	83	87
13:30	76	2	2	2	82	84
13:45	74	2	3	5	84	90
14:00	65	1	2	6	74	81
14:15	73	1	5	2	81	85
14:30	67	2	3	2	74	77
14:45	63	1	1	6	71	77
15:00	77	1	2	7	87	95
15:15	87	1	4	3	95	100
15:30	112	1	3	4	120	125
15:45	85	1	3	6	95	102
16:00	76	2	4	3	85	89
16:15	92	0	4	2	98	102
16:30	134	3	3	6	146	152
16:45	90	1	1	2	94	96
17:00	102	2	3	3	110	114
17:15	115	3	2	6	126	132
17:30	124	6	4	5	139	143
17:45	120	6	4	4	134	137
18:00	132	4	2	2	140	141
18:15	137	2	1	4	144	148
18:30	135	3	2	1	141	142
18:45	134	3	4	1	142	144
19:00	97	1	3	2	103	106
19:15	109	0	0	2	111	113
19:30	104	0	0	2	106	108
19:45	81	2	1	3	87	90
20:00	76	0	2	2	80	83
20:15	77	1	1	1	80	81
20:30	58	0	0	1	59	60
20:45	57	0	0	0	57	57
21:00	43	1	0	1	45	46
21:15	53	0	0	0	53	53
21:30	28	3	0	1	32	32
21:45	26	0	0	1	27	28
22:00	25	3	0	0	28	27
22:15	29	0	0	1	30	31
22:30	28	0	0	1	29	30
22:45	23	1	0	0	24	24
23:00	27	1	0	0	28	28
23:15	14	1	0	0	15	15
23:30	10	0	0	0	10	10
23:45	10	0	0	0	10	10

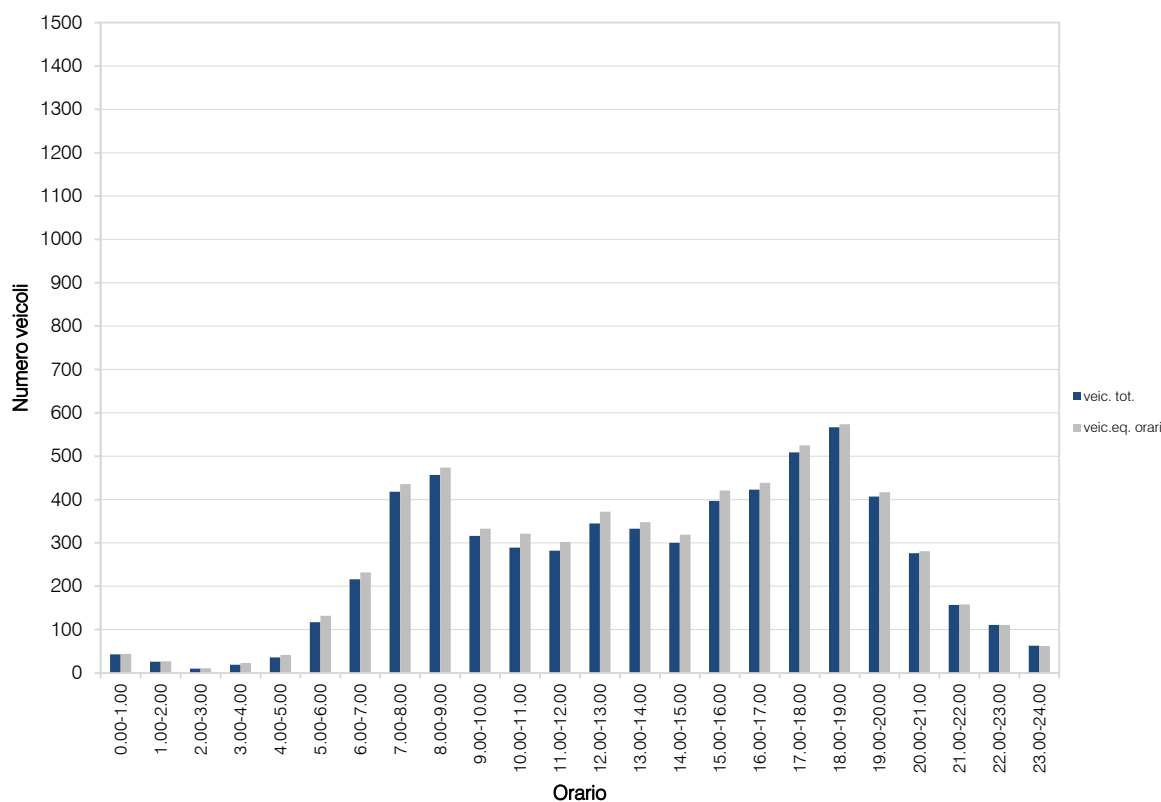
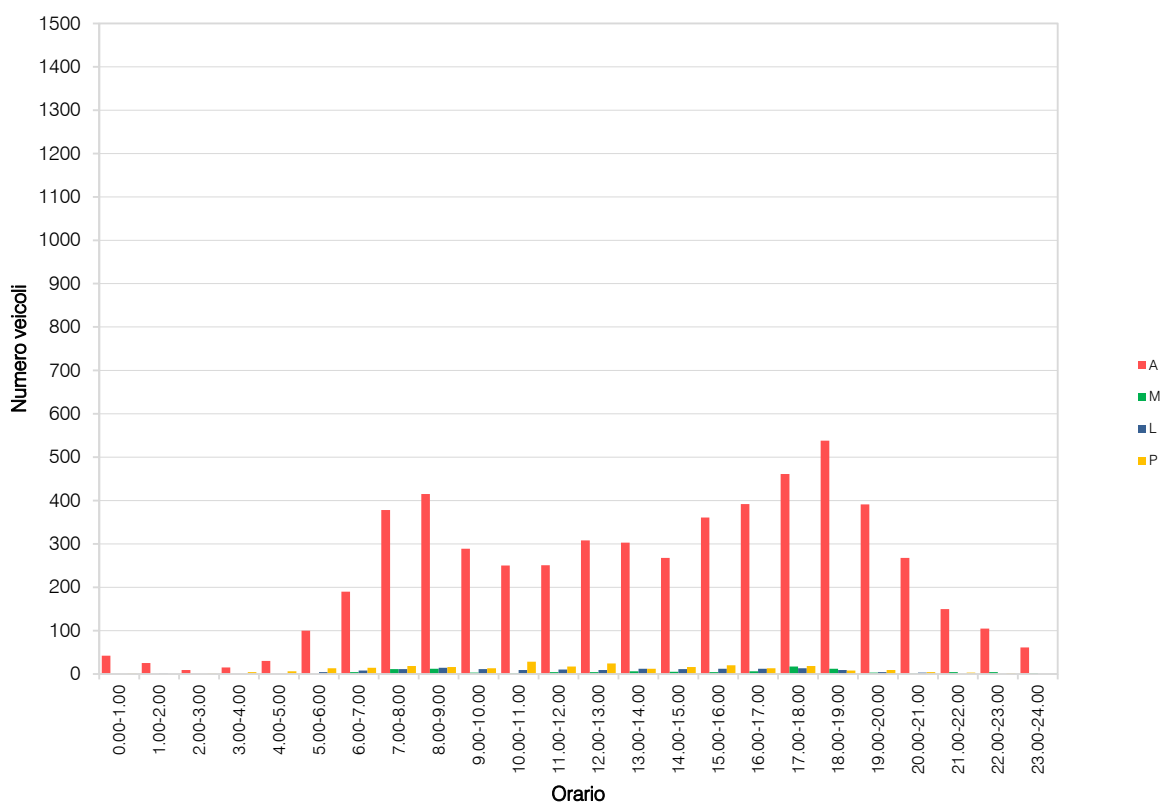
VOLUME DI TRAFFICO INTERVALLO TEMPORALE 60 min

lunedì 20 maggio 2024

	A	M	L	P	veicoli totali	veicoli equivalenti orari
0.00-1.00	42	0	0	1	43	44
1.00-2.00	25	0	1	0	26	27
2.00-3.00	9	0	0	1	10	11
3.00-4.00	15	0	0	4	19	23
4.00-5.00	30	0	0	6	36	42
5.00-6.00	100	0	4	13	117	132
6.00-7.00	190	4	8	14	216	232
7.00-8.00	378	11	11	18	418	436
8.00-9.00	415	12	14	16	457	474
9.00-10.00	289	3	11	13	316	333
10.00-11.00	250	2	9	28	289	321
11.00-12.00	251	4	10	17	282	302
12.00-13.00	308	4	9	24	345	372
13.00-14.00	303	6	12	12	333	348
14.00-15.00	268	5	11	16	300	319
15.00-16.00	361	4	12	20	397	421
16.00-17.00	392	6	12	13	423	439
17.00-18.00	461	17	13	18	509	525
18.00-19.00	538	12	9	8	567	574
19.00-20.00	391	3	4	9	407	417
20.00-21.00	268	1	3	4	276	281
21.00-22.00	150	4	0	3	157	158
22.00-23.00	105	4	0	2	111	111
23.00-24.00	61	2	0	0	63	62
TOT					6.117	6.404

ELABORAZIONI GRAFICHE

lunedì 20 maggio 2024



VOLUME DI TRAFFICO INTERVALLO TEMPORALE 15 min

martedì 21 maggio 2024

	A	M	L	P	Veicoli totali	Veic. eq.
0:00	11	0	0	0	11	11
0:15	9	1	0	0	10	10
0:30	5	0	0	0	5	5
0:45	7	0	0	0	7	7
1:00	6	0	1	0	7	8
1:15	3	0	0	0	3	3
1:30	3	0	0	0	3	3
1:45	4	0	0	1	5	6
2:00	2	0	0	0	2	2
2:15	4	0	0	0	4	4
2:30	0	0	0	0	0	0
2:45	4	0	0	0	4	4
3:00	5	0	0	1	6	7
3:15	3	0	0	0	3	3
3:30	4	0	1	1	6	8
3:45	1	0	0	0	1	1
4:00	10	0	1	0	11	12
4:15	4	0	0	1	5	6
4:30	9	0	1	1	11	13
4:45	9	0	0	2	11	13
5:00	7	0	1	3	11	15
5:15	15	0	1	1	17	19
5:30	37	0	1	1	39	41
5:45	41	2	2	6	51	57
6:00	21	0	1	4	26	31
6:15	31	0	3	1	35	38
6:30	64	0	3	2	69	73
6:45	68	3	9	6	86	95
7:00	77	6	6	21	110	131
7:15	73	3	11	24	111	139
7:30	100	4	9	10	123	136
7:45	106	1	6	3	116	122
8:00	112	6	2	2	122	122
8:15	91	7	1	1	100	98
8:30	95	8	2	1	106	104
8:45	104	14	3	2	123	120
9:00	84	0	2	4	90	95
9:15	65	1	1	6	73	79
9:30	86	1	6	9	102	114
9:45	72	0	3	2	77	81
10:00	72	1	3	6	82	89
10:15	65	2	4	25	96	122
10:30	73	3	6	13	95	110
10:45	63	1	1	3	68	71
11:00	51	1	2	3	57	61
11:15	55	1	3	3	62	66
11:30	67	2	3	2	74	77
11:45	68	1	3	3	75	79
12:00	88	4	1	2	95	96
12:15	77	1	1	4	83	87
12:30	81	3	4	2	90	93
12:45	60	1	3	3	67	71
13:00	49	4	1	3	57	59
13:15	81	0	3	4	88	94
13:30	55	4	1	1	61	61
13:45	42	4	4	6	56	62
14:00	47	2	1	3	53	56
14:15	69	2	2	1	74	75
14:30	81	2	3	4	90	95
14:45	81	3	2	3	89	92
15:00	77	1	2	2	82	85
15:15	84	2	1	3	90	93
15:30	92	2	1	2	97	99
15:45	85	3	2	2	92	94
16:00	84	2	3	3	92	96
16:15	91	3	3	2	99	101
16:30	132	3	4	3	142	146
16:45	119	8	6	7	140	146
17:00	114	2	1	2	119	121
17:15	83	4	4	2	93	95
17:30	127	5	2	3	137	139
17:45	140	10	2	1	153	150
18:00	134	5	11	2	152	157
18:15	94	4	3	4	105	109
18:30	138	2	4	5	149	155
18:45	162	3	8	7	180	190
19:00	122	2	2	2	128	130
19:15	110	0	1	2	113	116
19:30	98	0	3	1	102	105
19:45	93	0	0	0	93	93
20:00	81	2	2	1	86	87
20:15	92	1	2	3	98	102
20:30	75	0	1	2	78	81
20:45	44	0	0	1	45	46
21:00	45	0	0	0	45	45
21:15	49	0	0	0	49	49
21:30	46	0	0	2	48	50
21:45	26	0	0	0	26	26
22:00	31	0	0	0	31	31
22:15	34	0	1	1	36	38
22:30	18	0	0	0	18	18
22:45	27	0	0	0	27	27
23:00	20	0	0	0	20	20
23:15	25	0	0	0	25	25
23:30	21	0	0	0	21	21
23:45	15	0	0	0	15	15

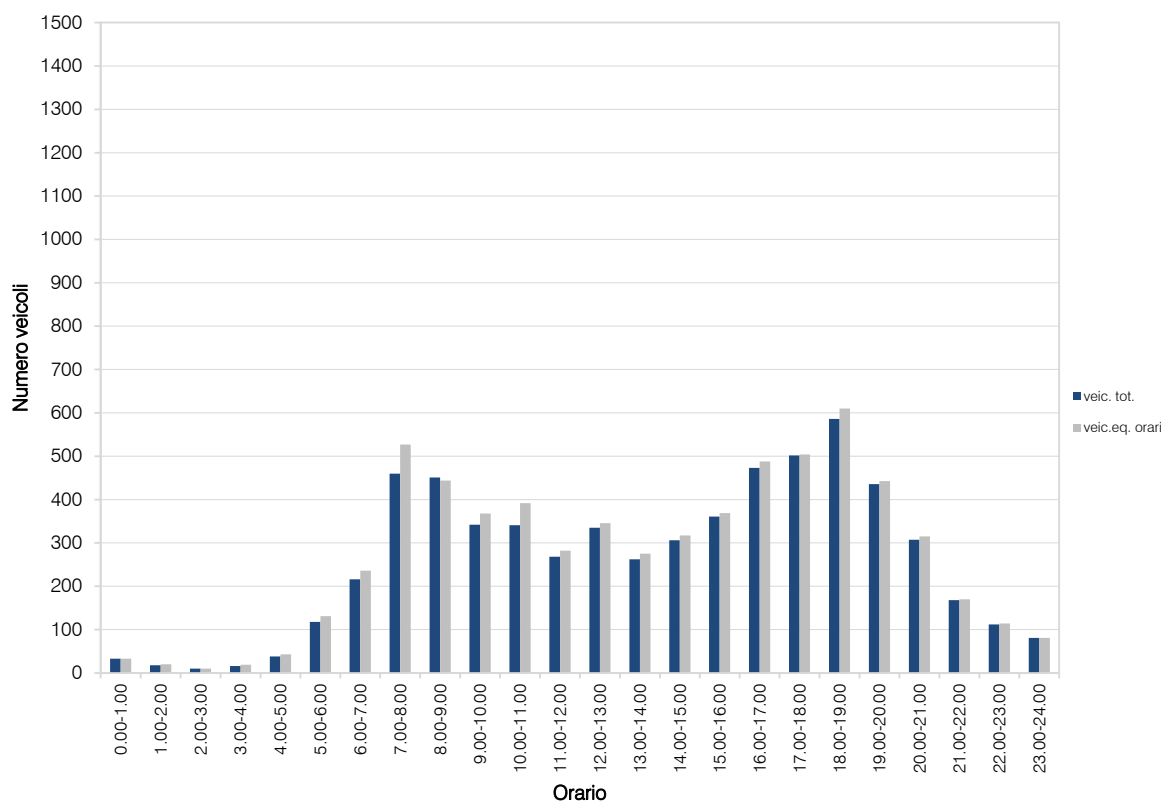
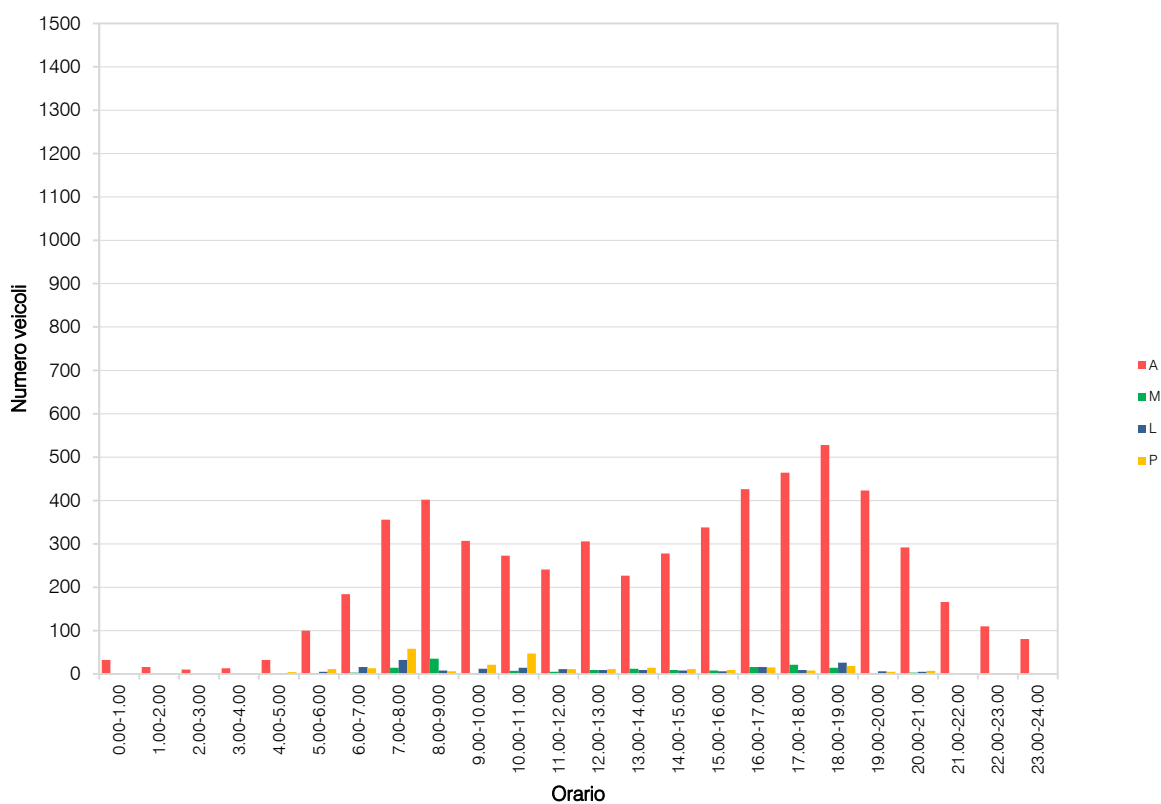
VOLUME DI TRAFFICO INTERVALLO TEMPORALE 60 min

martedì 21 maggio 2024

	A	M	L	P	veicoli totali	veicoli equivalenti orari
0.00-1.00	32	1	0	0	33	33
1.00-2.00	16	0	1	1	18	20
2.00-3.00	10	0	0	0	10	10
3.00-4.00	13	0	1	2	16	19
4.00-5.00	32	0	2	4	38	43
5.00-6.00	100	2	5	11	118	131
6.00-7.00	184	3	16	13	216	236
7.00-8.00	356	14	32	58	460	527
8.00-9.00	402	35	8	6	451	444
9.00-10.00	307	2	12	21	342	368
10.00-11.00	273	7	14	47	341	392
11.00-12.00	241	5	11	11	268	282
12.00-13.00	306	9	9	11	335	346
13.00-14.00	227	12	9	14	262	275
14.00-15.00	278	9	8	11	306	317
15.00-16.00	338	8	6	9	361	369
16.00-17.00	426	16	16	15	473	488
17.00-18.00	464	21	9	8	502	504
18.00-19.00	528	14	26	18	586	610
19.00-20.00	423	2	6	5	436	443
20.00-21.00	292	3	5	7	307	315
21.00-22.00	166	0	0	2	168	170
22.00-23.00	110	0	1	1	112	114
23.00-24.00	81	0	0	0	81	81
TOT					6.240	6.537

ELABORAZIONI GRAFICHE

martedì 21 maggio 2024



VOLUME DI TRAFFICO INTERVALLO TEMPORALE 15 min

mercoledì 22 maggio 2024

	A	M	L	P	Veicoli totali	Veic. eq.
0:00	11	0	0	1	12	13
0:15	12	0	0	0	12	12
0:30	8	0	0	0	8	8
0:45	8	0	0	0	8	8
1:00	8	0	0	0	8	8
1:15	5	0	0	0	5	5
1:30	2	0	0	0	2	2
1:45	2	0	0	0	2	2
2:00	5	0	0	0	5	5
2:15	2	0	0	0	2	2
2:30	4	0	0	0	4	4
2:45	3	0	0	1	4	5
3:00	3	0	0	0	3	3
3:15	4	0	0	0	4	4
3:30	6	0	0	1	7	8
3:45	5	0	0	0	5	5
4:00	6	0	0	1	7	8
4:15	8	0	0	1	9	10
4:30	5	0	0	1	6	7
4:45	6	0	1	1	8	10
5:00	9	0	0	2	11	13
5:15	15	0	1	1	17	19
5:30	45	0	1	3	49	53
5:45	31	0	1	4	36	41
6:00	21	0	1	4	26	31
6:15	33	1	0	5	39	44
6:30	51	1	1	2	55	57
6:45	80	2	3	2	87	90
7:00	81	2	4	3	90	94
7:15	88	2	3	3	96	100
7:30	127	1	5	2	135	139
7:45	117	2	2	6	127	133
8:00	115	4	6	6	131	138
8:15	98	0	2	3	103	107
8:30	119	6	3	5	133	137
8:45	97	2	3	2	104	107
9:00	64	2	4	5	75	81
9:15	68	2	4	10	84	95
9:30	65	1	4	3	73	78
9:45	74	1	1	6	82	88
10:00	86	0	2	6	94	101
10:15	68	1	2	4	75	80
10:30	47	0	3	1	51	54
10:45	79	1	3	7	90	98
11:00	62	1	2	6	71	78
11:15	72	1	5	6	84	92
11:30	68	2	3	7	80	88
11:45	70	1	1	3	75	78
12:00	101	1	2	11	115	127
12:15	68	1	4	6	79	87
12:30	89	2	5	3	99	104
12:45	79	1	2	6	88	95
13:00	78	1	4	2	85	89
13:15	87	2	2	2	93	95
13:30	60	1	3	1	65	67
13:45	85	1	3	7	96	104
14:00	70	3	1	5	79	83
14:15	90	1	5	1	97	100
14:30	71	1	3	6	81	88
14:45	93	0	3	6	102	110
15:00	87	0	4	6	97	105
15:15	78	2	4	4	88	93
15:30	96	0	3	6	105	113
15:45	109	1	4	8	122	132
16:00	34	3	2	19	58	77
16:15	61	3	6	16	86	104
16:30	124	2	5	5	136	143
16:45	94	2	2	4	102	106
17:00	102	3	3	2	110	112
17:15	104	4	2	5	115	119
17:30	139	6	2	4	151	153
17:45	110	5	1	5	121	124
18:00	129	0	3	2	134	138
18:15	131	4	3	2	140	142
18:30	119	0	2	2	123	126
18:45	132	1	2	2	137	140
19:00	123	3	3	2	131	133
19:15	133	2	1	0	136	136
19:30	122	2	0	1	125	125
19:45	98	4	0	1	103	102
20:00	82	2	0	1	85	85
20:15	55	0	0	2	57	59
20:30	62	0	1	2	65	68
20:45	50	2	0	2	54	55
21:00	33	0	0	1	34	35
21:15	31	0	0	2	33	35
21:30	31	0	0	1	32	33
21:45	35	0	0	0	35	35
22:00	36	0	0	1	37	38
22:15	31	0	0	0	31	31
22:30	24	0	0	0	24	24
22:45	25	0	0	0	25	25
23:00	21	1	0	0	22	22
23:15	24	1	0	1	26	27
23:30	21	0	0	0	21	21
23:45	19	0	0	0	19	19

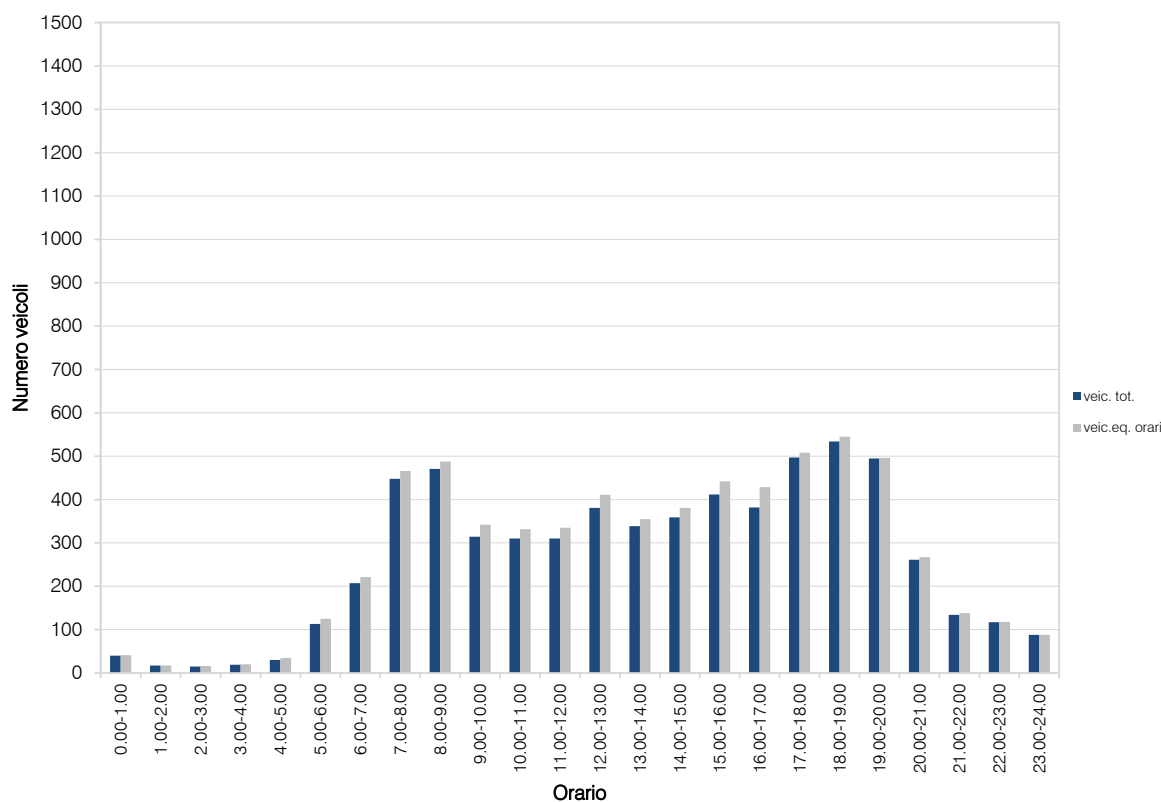
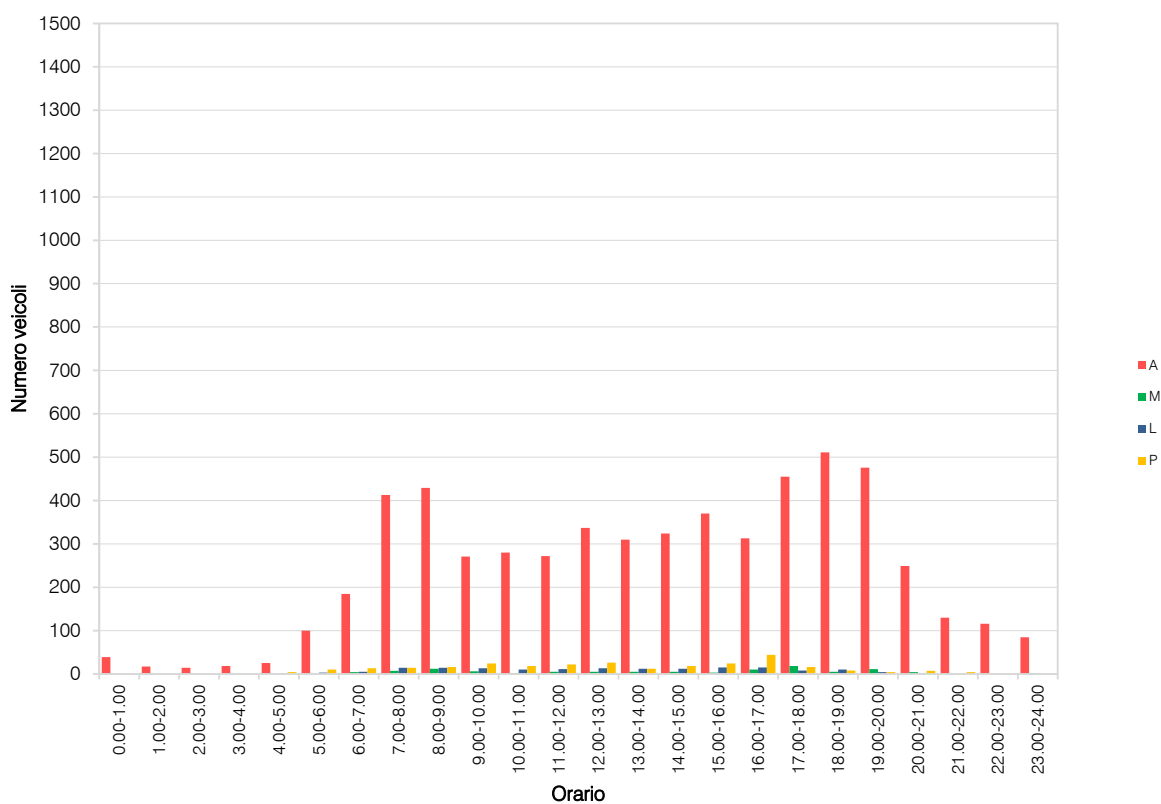
VOLUME DI TRAFFICO INTERVALLO TEMPORALE 60 min

mercoledì 22 maggio 2024

	<i>A</i>	<i>M</i>	<i>L</i>	<i>P</i>	<i>veicoli totali</i>	<i>veicoli equivalenti orari</i>
0.00-1.00	39	0	0	1	40	41
1.00-2.00	17	0	0	0	17	17
2.00-3.00	14	0	0	1	15	16
3.00-4.00	18	0	0	1	19	20
4.00-5.00	25	0	1	4	30	35
5.00-6.00	100	0	3	10	113	125
6.00-7.00	185	4	5	13	207	221
7.00-8.00	413	7	14	14	448	466
8.00-9.00	429	12	14	16	471	488
9.00-10.00	271	6	13	24	314	342
10.00-11.00	280	2	10	18	310	332
11.00-12.00	272	5	11	22	310	335
12.00-13.00	337	5	13	26	381	411
13.00-14.00	310	5	12	12	339	355
14.00-15.00	324	5	12	18	359	381
15.00-16.00	370	3	15	24	412	442
16.00-17.00	313	10	15	44	382	429
17.00-18.00	455	18	8	16	497	508
18.00-19.00	511	5	10	8	534	545
19.00-20.00	476	11	4	4	495	496
20.00-21.00	249	4	1	7	261	267
21.00-22.00	130	0	0	4	134	138
22.00-23.00	116	0	0	1	117	118
23.00-24.00	85	2	0	1	88	88
	TOT				6.293	6.616

ELABORAZIONI GRAFICHE

mercoledì 22 maggio 2024



VOLUME DI TRAFFICO INTERVALLO TEMPORALE 15 min

giovedì 23 maggio 2024

	A	M	L	P	Veicoli totali	Veic. eq.
0:00	11	0	0	0	11	11
0:15	10	0	0	0	10	10
0:30	6	0	0	1	7	8
0:45	5	0	0	0	5	5
1:00	11	1	0	0	12	12
1:15	9	0	0	1	10	11
1:30	0	0	0	0	0	0
1:45	6	0	0	0	6	6
2:00	2	0	0	0	2	2
2:15	0	0	0	1	1	2
2:30	1	0	0	0	1	1
2:45	3	0	0	0	3	3
3:00	4	1	0	0	5	5
3:15	6	0	0	0	6	6
3:30	1	0	0	1	2	3
3:45	1	0	0	1	2	3
4:00	8	0	0	0	8	8
4:15	6	0	0	2	8	10
4:30	4	0	1	1	6	8
4:45	9	0	0	2	11	13
5:00	11	0	0	3	14	17
5:15	9	0	0	1	10	11
5:30	44	0	1	2	47	50
5:45	24	0	1	8	33	42
6:00	18	0	1	5	24	30
6:15	32	2	2	2	38	40
6:30	53	0	5	3	61	67
6:45	71	2	5	6	84	92
7:00	85	0	2	2	89	92
7:15	118	1	2	4	125	130
7:30	114	3	1	6	124	129
7:45	119	1	3	2	125	128
8:00	109	5	2	7	123	129
8:15	101	4	2	7	114	120
8:30	122	1	2	3	128	132
8:45	80	0	1	5	86	92
9:00	66	2	4	6	78	85
9:15	62	3	5	10	80	91
9:30	68	1	5	4	78	84
9:45	79	1	1	6	87	93
10:00	86	0	2	6	94	101
10:15	68	1	2	4	75	80
10:30	46	0	3	1	50	53
10:45	77	1	3	8	89	98
11:00	58	1	2	7	68	76
11:15	68	1	6	6	81	90
11:30	71	3	3	9	86	95
11:45	70	1	1	4	76	80
12:00	105	1	3	12	121	134
12:15	65	1	3	8	77	86
12:30	88	2	5	4	99	105
12:45	75	1	2	6	84	91
13:00	81	1	5	3	90	95
13:15	82	2	3	3	90	94
13:30	62	1	3	1	67	69
13:45	83	1	3	6	93	100
14:00	66	4	2	6	78	83
14:15	80	1	3	5	89	95
14:30	64	1	1	7	73	80
14:45	80	0	4	6	90	98
15:00	88	3	5	6	102	109
15:15	83	1	4	5	93	100
15:30	98	0	6	6	110	119
15:45	83	0	4	6	93	101
16:00	89	1	4	3	97	102
16:15	91	0	3	4	98	104
16:30	139	4	5	7	155	163
16:45	96	1	4	6	107	115
17:00	92	1	2	4	99	104
17:15	106	6	4	5	121	125
17:30	116	8	2	3	129	129
17:45	121	14	5	4	144	144
18:00	140	7	5	8	160	167
18:15	109	1	3	10	123	134
18:30	113	4	3	11	131	142
18:45	129	2	2	0	133	133
19:00	102	2	1	3	108	111
19:15	111	0	2	1	114	116
19:30	106	1	1	0	108	108
19:45	71	5	0	2	78	78
20:00	56	3	0	1	60	60
20:15	62	0	0	1	63	64
20:30	55	0	1	0	56	57
20:45	41	0	0	2	43	45
21:00	20	1	0	0	21	21
21:15	18	2	1	0	21	21
21:30	38	0	1	3	42	46
21:45	30	0	1	2	33	36
22:00	28	2	0	2	32	33
22:15	32	0	0	0	32	32
22:30	17	0	0	0	17	17
22:45	23	0	0	0	23	23
23:00	26	0	0	1	27	28
23:15	24	0	0	0	24	24
23:30	37	0	0	1	38	39
23:45	16	0	0	0	16	16

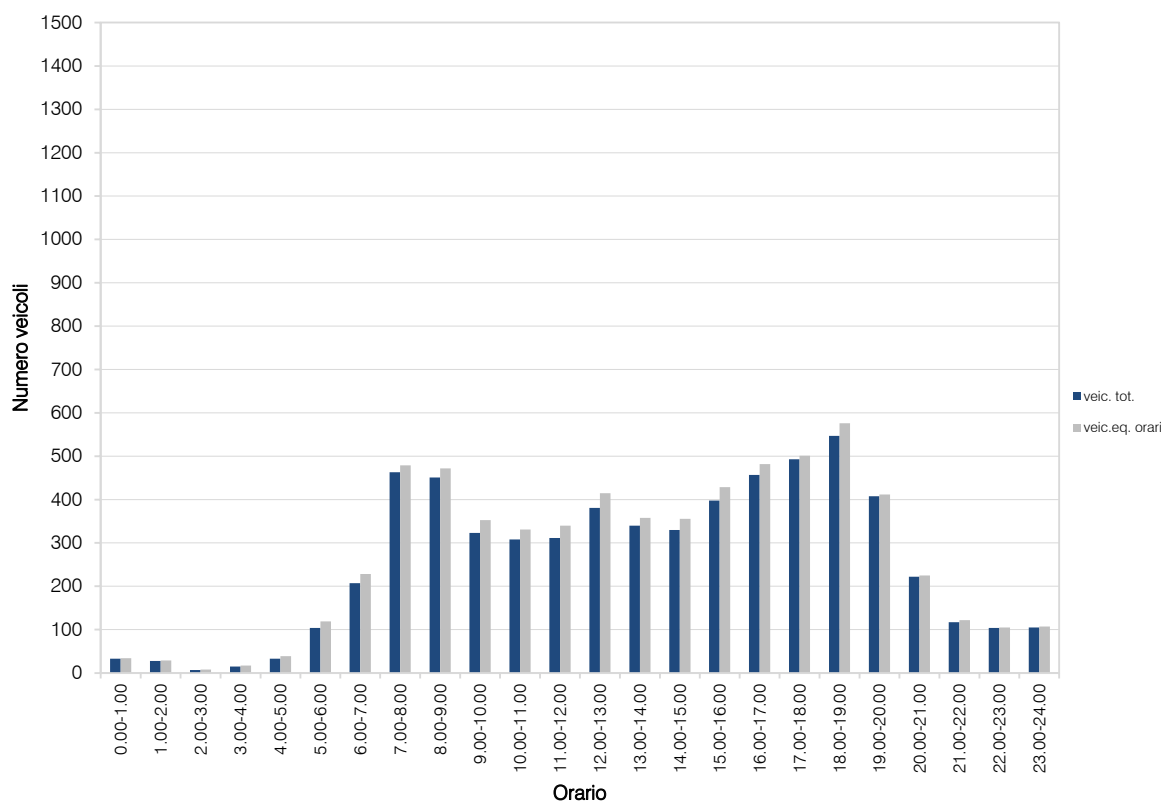
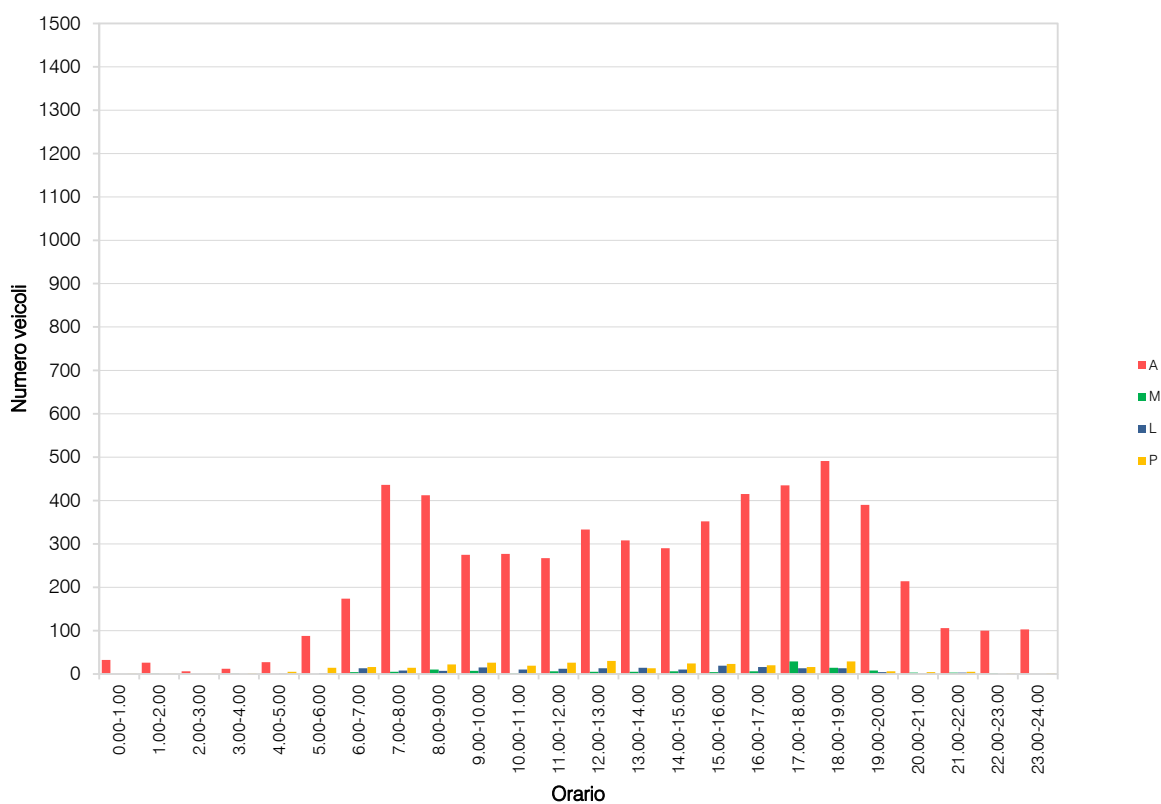
VOLUME DI TRAFFICO INTERVALLO TEMPORALE 60 min

giovedì 23 maggio 2024

	<i>A</i>	<i>M</i>	<i>L</i>	<i>P</i>	<i>veicoli totali</i>	<i>veicoli equivalenti orari</i>
0.00-1.00	32	0	0	1	33	34
1.00-2.00	26	1	0	1	28	29
2.00-3.00	6	0	0	1	7	8
3.00-4.00	12	1	0	2	15	17
4.00-5.00	27	0	1	5	33	39
5.00-6.00	88	0	2	14	104	119
6.00-7.00	174	4	13	16	207	228
7.00-8.00	436	5	8	14	463	479
8.00-9.00	412	10	7	22	451	472
9.00-10.00	275	7	15	26	323	353
10.00-11.00	277	2	10	19	308	331
11.00-12.00	267	6	12	26	311	340
12.00-13.00	333	5	13	30	381	415
13.00-14.00	308	5	14	13	340	358
14.00-15.00	290	6	10	24	330	356
15.00-16.00	352	4	19	23	398	429
16.00-17.00	415	6	16	20	457	482
17.00-18.00	435	29	13	16	493	501
18.00-19.00	491	14	13	29	547	576
19.00-20.00	390	8	4	6	408	412
20.00-21.00	214	3	1	4	222	225
21.00-22.00	106	3	3	5	117	122
22.00-23.00	100	2	0	2	104	105
23.00-24.00	103	0	0	2	105	107
	TOT				6.185	6.537

ELABORAZIONI GRAFICHE

giovedì 23 maggio 2024



RILIEVI AUTOMATICI: RADAR 14

DATI GENERALI

SR515 - Via Treviso, dir. nord-est

Giorni di rilievo

venerdì 17 maggio 2024

sabato 18 maggio 2024

domenica 19 maggio 2024

lunedì 20 maggio 2024

martedì 21 maggio 2024

mercoledì 22 maggio 2024

giovedì 23 maggio 2024



Allegati - Radar I4.xlsx



VOLUME DI TRAFFICO INTERVALLO TEMPORALE 15 min

venerdì 17 maggio 2024

	A	M	L	P	Veicoli totali	Veic. eq.
0:00	12	0	0	0	12	12
0:15	11	0	1	0	12	13
0:30	16	0	0	0	16	16
0:45	7	0	0	0	7	7
1:00	8	0	0	1	9	10
1:15	2	0	0	1	3	4
1:30	7	0	0	0	7	7
1:45	4	0	0	1	5	6
2:00	7	0	0	0	7	7
2:15	2	0	0	0	2	2
2:30	8	0	0	1	9	10
2:45	8	0	0	0	8	8
3:00	4	0	0	1	5	6
3:15	3	0	1	0	4	5
3:30	6	0	0	1	7	8
3:45	3	0	0	2	5	7
4:00	5	0	1	0	6	7
4:15	3	0	1	1	5	7
4:30	3	0	2	4	9	14
4:45	10	0	1	1	12	14
5:00	12	0	0	1	13	14
5:15	20	0	0	1	21	22
5:30	25	0	1	2	28	31
5:45	17	0	0	3	20	23
6:00	23	0	2	5	30	36
6:15	58	3	3	8	72	80
6:30	78	2	4	3	87	91
6:45	105	1	2	4	112	117
7:00	123	2	1	9	135	144
7:15	124	2	4	5	135	141
7:30	120	2	4	4	130	135
7:45	99	1	2	8	110	119
8:00	107	2	2	4	115	119
8:15	130	2	1	4	137	141
8:30	108	1	2	5	116	122
8:45	96	1	2	3	102	106
9:00	100	2	2	7	111	118
9:15	83	2	4	1	90	92
9:30	91	1	3	5	100	106
9:45	83	1	2	3	89	93
10:00	65	2	4	4	75	80
10:15	82	2	5	7	96	105
10:30	56	2	2	5	65	70
10:45	73	1	1	8	83	91
11:00	49	1	2	5	57	63
11:15	70	1	4	4	79	85
11:30	72	1	2	2	77	80
11:45	70	1	5	3	79	84
12:00	102	3	3	2	110	112
12:15	94	1	1	0	96	96
12:30	101	2	2	4	109	113
12:45	105	2	4	3	114	118
13:00	73	2	2	3	80	83
13:15	66	1	3	6	76	83
13:30	72	1	3	5	81	87
13:45	91	4	1	4	100	103
14:00	97	3	2	5	107	112
14:15	97	3	4	5	109	115
14:30	94	1	3	2	100	103
14:45	76	1	5	3	85	90
15:00	74	2	4	4	84	89
15:15	89	1	1	2	93	95
15:30	83	3	1	3	90	92
15:45	83	1	3	0	87	88
16:00	104	2	2	7	115	122
16:15	100	1	3	5	109	115
16:30	92	2	1	2	97	99
16:45	110	2	2	4	118	122
17:00	107	2	2	4	115	119
17:15	123	3	2	5	133	138
17:30	115	3	1	8	127	134
17:45	115	2	2	4	123	127
18:00	134	2	2	8	146	154
18:15	111	6	1	3	121	122
18:30	120	1	2	2	125	128
18:45	131	1	1	6	139	145
19:00	111	2	2	1	116	117
19:15	116	1	2	3	122	126
19:30	112	3	2	3	120	123
19:45	104	2	2	1	109	110
20:00	80	2	2	3	87	90
20:15	70	2	1	2	75	77
20:30	55	2	2	1	60	61
20:45	50	2	1	0	53	53
21:00	43	0	0	2	45	47
21:15	42	2	0	0	44	43
21:30	53	1	1	0	55	55
21:45	56	2	1	0	59	59
22:00	50	1	1	1	53	54
22:15	48	1	2	2	53	56
22:30	40	0	0	1	41	42
22:45	46	1	1	1	49	50
23:00	55	3	2	0	60	60
23:15	42	0	0	0	42	42
23:30	44	0	0	1	45	46
23:45	34	0	0	0	34	34

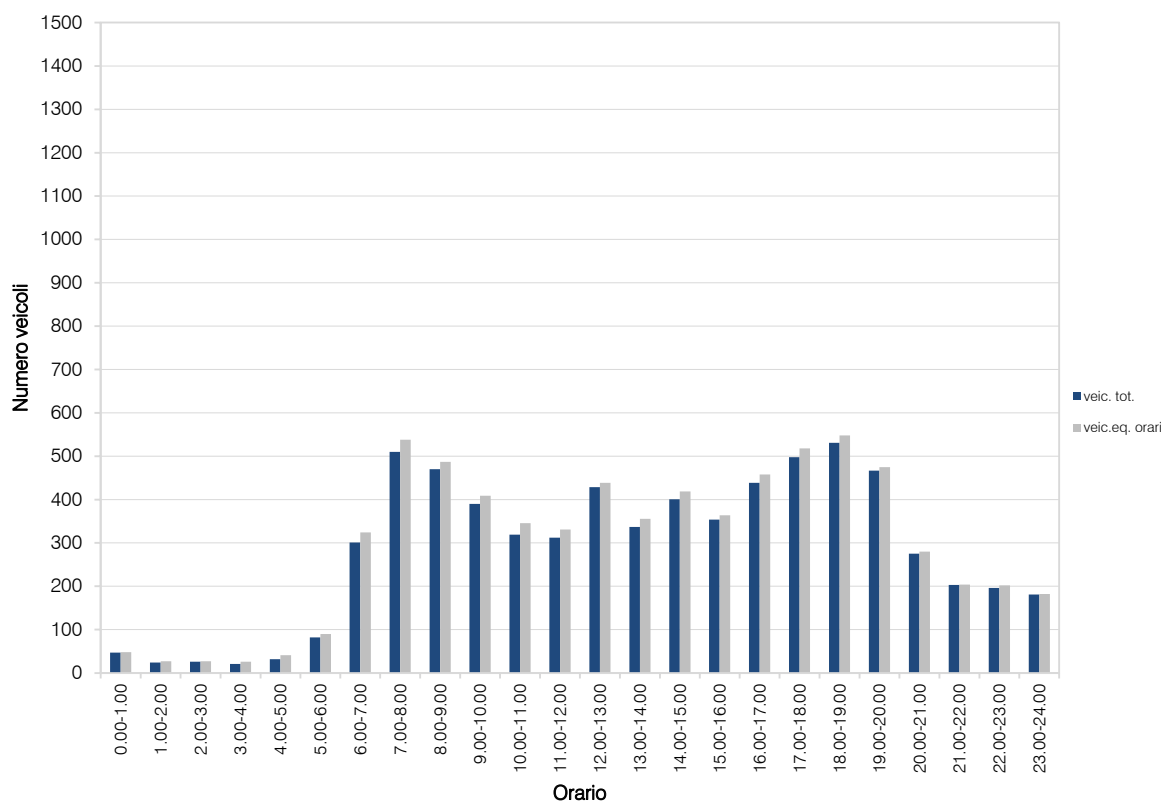
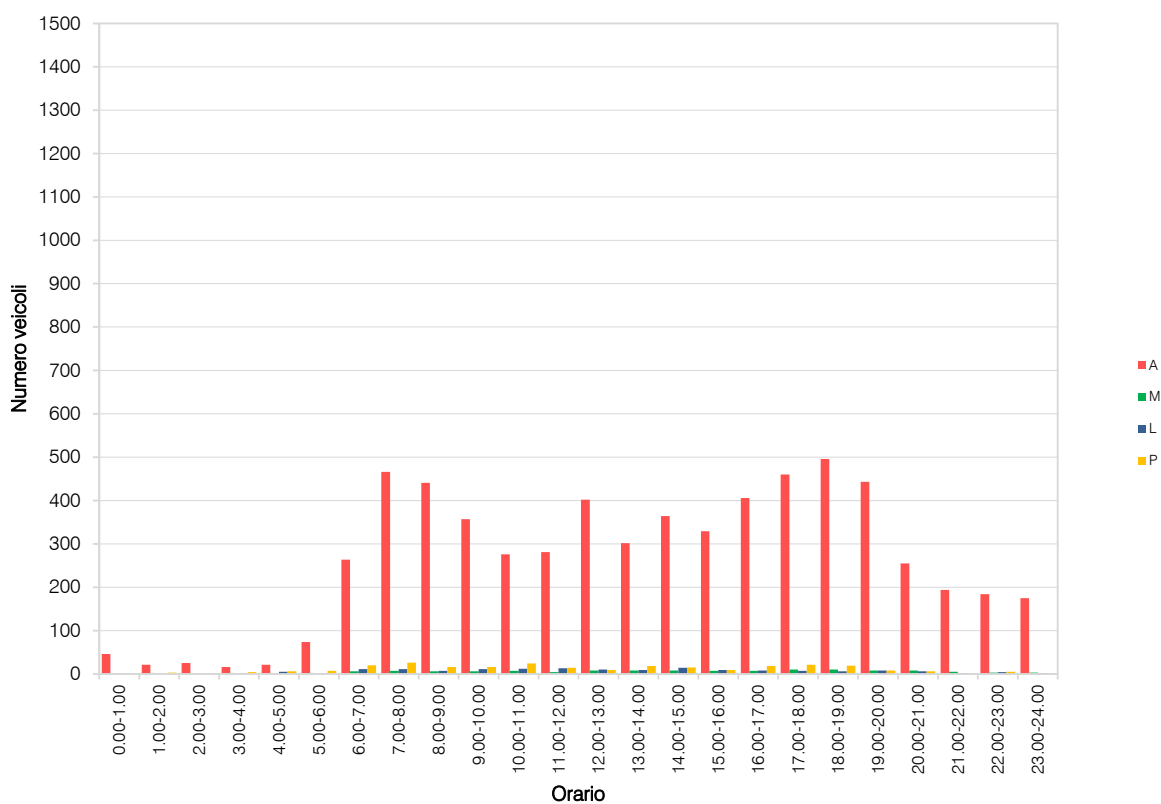
VOLUME DI TRAFFICO INTERVALLO TEMPORALE 60 min

venerdì 17 maggio 2024

	A	M	L	P	veicoli totali	veicoli equivalenti orari
0.00-1.00	46	0	1	0	47	48
1.00-2.00	21	0	0	3	24	27
2.00-3.00	25	0	0	1	26	27
3.00-4.00	16	0	1	4	21	26
4.00-5.00	21	0	5	6	32	41
5.00-6.00	74	0	1	7	82	90
6.00-7.00	264	6	11	20	301	324
7.00-8.00	466	7	11	26	510	538
8.00-9.00	441	6	7	16	470	487
9.00-10.00	357	6	11	16	390	409
10.00-11.00	276	7	12	24	319	346
11.00-12.00	281	4	13	14	312	331
12.00-13.00	402	8	10	9	429	439
13.00-14.00	302	8	9	18	337	356
14.00-15.00	364	8	14	15	401	419
15.00-16.00	329	7	9	9	354	364
16.00-17.00	406	7	8	18	439	458
17.00-18.00	460	10	7	21	498	518
18.00-19.00	496	10	6	19	531	548
19.00-20.00	443	8	8	8	467	475
20.00-21.00	255	8	6	6	275	280
21.00-22.00	194	5	2	2	203	204
22.00-23.00	184	3	4	5	196	202
23.00-24.00	175	3	2	1	181	182
				TOT	6.845	7.139

ELABORAZIONI GRAFICHE

venerdì 17 maggio 2024



VOLUME DI TRAFFICO INTERVALLO TEMPORALE 15 min

sabato 18 maggio 2024

	A	M	L	P	Veicoli totali	Veic. eq.
0:00	39	0	0	1	40	41
0:15	37	0	0	0	37	37
0:30	23	0	0	1	24	25
0:45	21	0	0	0	21	21
1:00	19	0	0	0	19	19
1:15	18	0	0	2	20	22
1:30	14	1	0	0	15	15
1:45	12	0	0	1	13	14
2:00	13	0	0	0	13	13
2:15	11	0	0	0	11	11
2:30	14	0	0	0	14	14
2:45	9	0	0	0	9	9
3:00	4	0	0	0	4	4
3:15	8	0	0	0	8	8
3:30	6	0	0	0	6	6
3:45	8	0	0	1	9	10
4:00	4	0	0	2	6	8
4:15	6	0	1	1	8	10
4:30	8	0	0	0	8	8
4:45	5	0	0	1	6	7
5:00	5	0	0	0	5	5
5:15	14	0	0	0	14	14
5:30	22	0	0	0	22	22
5:45	14	0	1	1	16	18
6:00	26	1	0	6	33	39
6:15	35	0	4	2	41	45
6:30	44	0	1	2	47	50
6:45	47	0	1	8	56	65
7:00	58	1	0	4	63	67
7:15	53	0	2	3	58	62
7:30	60	0	1	4	65	70
7:45	54	0	1	3	58	62
8:00	62	0	0	2	64	66
8:15	62	0	0	3	65	68
8:30	71	0	0	1	72	73
8:45	58	2	3	0	63	64
9:00	82	1	1	2	86	88
9:15	103	0	3	4	110	116
9:30	93	0	1	4	98	103
9:45	112	0	1	1	114	116
10:00	116	2	2	2	122	124
10:15	98	3	1	1	103	103
10:30	102	3	1	1	107	107
10:45	94	2	2	4	102	106
11:00	104	1	1	1	107	108
11:15	100	2	1	3	106	109
11:30	104	1	1	1	107	108
11:45	111	1	2	1	115	117
12:00	104	3	1	1	109	109
12:15	112	3	1	2	118	119
12:30	91	1	2	1	95	97
12:45	77	0	0	0	77	77
13:00	80	1	0	1	82	83
13:15	67	3	1	3	74	76
13:30	87	3	1	1	92	92
13:45	73	0	1	1	75	77
14:00	92	0	1	2	95	98
14:15	91	3	1	2	97	98
14:30	91	3	2	1	97	98
14:45	89	1	1	1	92	93
15:00	92	2	1	0	95	95
15:15	92	3	2	0	97	97
15:30	95	1	1	2	99	101
15:45	102	3	1	1	107	107
16:00	101	2	1	1	105	106
16:15	85	1	1	1	88	89
16:30	83	2	1	0	86	86
16:45	85	4	1	0	90	89
17:00	93	1	1	1	96	97
17:15	96	0	2	1	99	101
17:30	105	3	1	3	112	114
17:45	87	1	1	2	91	93
18:00	107	3	1	0	111	110
18:15	98	0	2	1	101	103
18:30	89	2	1	1	93	94
18:45	114	1	1	1	117	118
19:00	96	1	2	1	100	102
19:15	107	1	2	0	110	111
19:30	124	1	1	3	129	132
19:45	92	0	2	0	94	95
20:00	72	2	1	1	76	77
20:15	94	1	2	0	97	98
20:30	52	2	0	2	56	57
20:45	40	2	1	0	43	43
21:00	52	1	0	2	55	57
21:15	45	0	0	0	45	45
21:30	49	0	0	0	49	49
21:45	43	0	0	0	43	43
22:00	49	0	1	0	50	51
22:15	40	0	0	0	40	40
22:30	61	1	0	0	62	62
22:45	57	2	0	0	59	58
23:00	42	0	0	0	42	42
23:15	59	2	0	0	61	60
23:30	47	1	0	0	48	48
23:45	47	1	0	0	48	48

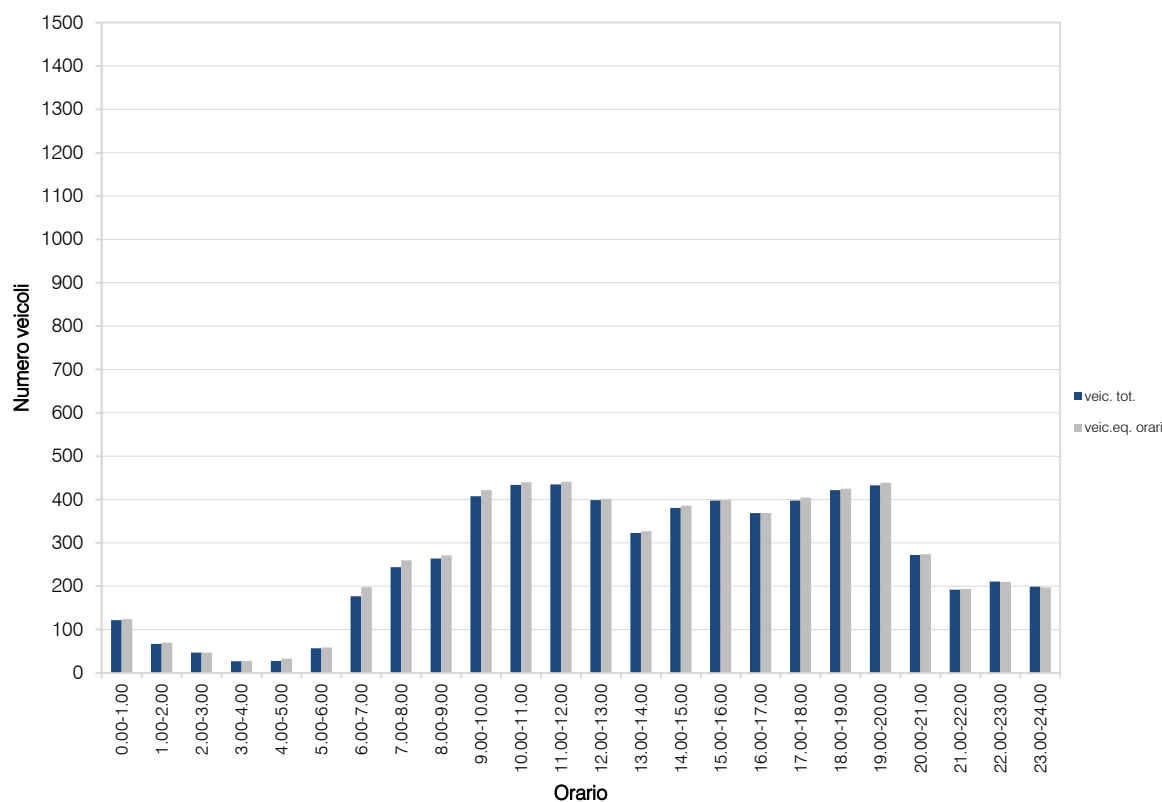
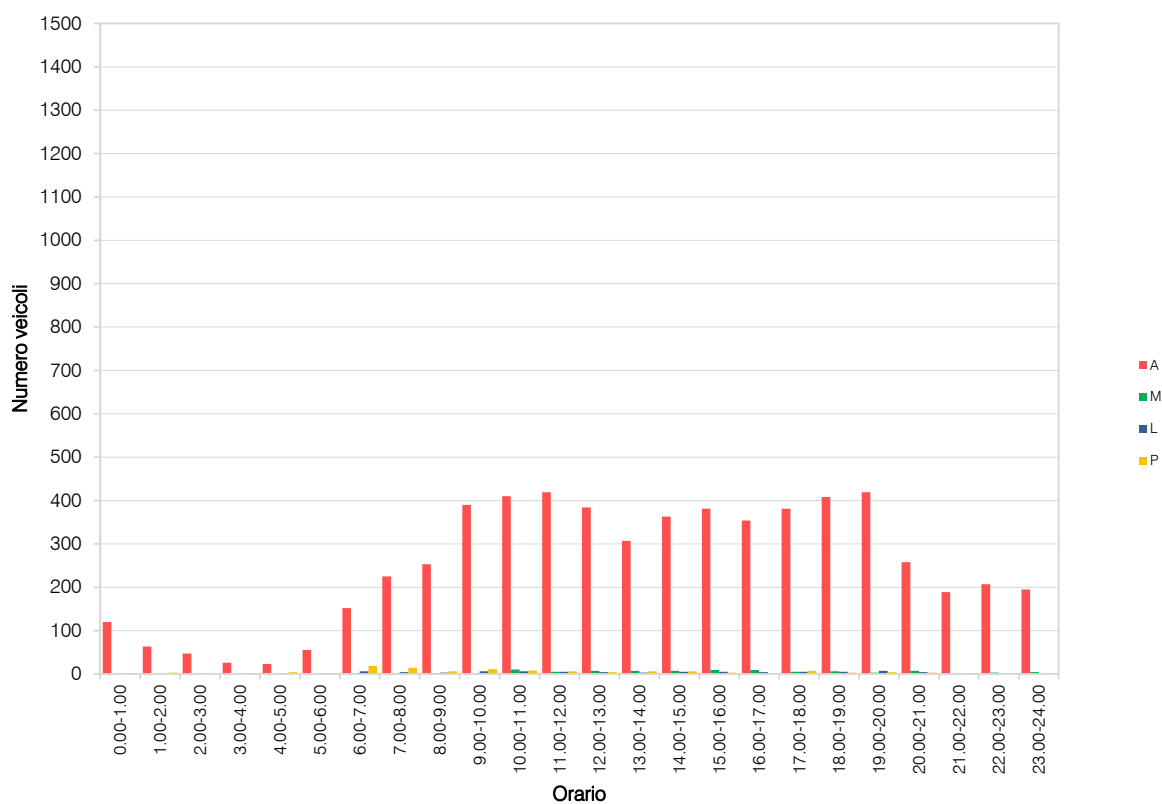
VOLUME DI TRAFFICO INTERVALLO TEMPORALE 60 min

sabato 18 maggio 2024

	<i>A</i>	<i>M</i>	<i>L</i>	<i>P</i>	<i>veicoli totali</i>	<i>veicoli equivalenti orari</i>
0.00-1.00	120	0	0	2	122	124
1.00-2.00	63	1	0	3	67	70
2.00-3.00	47	0	0	0	47	47
3.00-4.00	26	0	0	1	27	28
4.00-5.00	23	0	1	4	28	33
5.00-6.00	55	0	1	1	57	59
6.00-7.00	152	1	6	18	177	198
7.00-8.00	225	1	4	14	244	260
8.00-9.00	253	2	3	6	264	271
9.00-10.00	390	1	6	11	408	422
10.00-11.00	410	10	6	8	434	440
11.00-12.00	419	5	5	6	435	441
12.00-13.00	384	7	4	4	399	402
13.00-14.00	307	7	3	6	323	327
14.00-15.00	363	7	5	6	381	386
15.00-16.00	381	9	5	3	398	399
16.00-17.00	354	9	4	2	369	369
17.00-18.00	381	5	5	7	398	405
18.00-19.00	408	6	5	3	422	425
19.00-20.00	419	3	7	4	433	439
20.00-21.00	258	7	4	3	272	274
21.00-22.00	189	1	0	2	192	194
22.00-23.00	207	3	1	0	211	210
23.00-24.00	195	4	0	0	199	197
	TOT				6.307	6.420

ELABORAZIONI GRAFICHE

sabato 18 maggio 2024



VOLUME DI TRAFFICO INTERVALLO TEMPORALE 15 min

domenica 19 maggio 2024

	A	M	L	P	Veicoli totali	Veic. eq.
0:00	33	0	0	0	33	33
0:15	34	1	0	0	35	35
0:30	39	0	0	0	39	39
0:45	34	0	1	0	35	36
1:00	30	0	0	0	30	30
1:15	26	1	0	0	27	27
1:30	18	0	0	0	18	18
1:45	24	0	0	0	24	24
2:00	12	0	0	0	12	12
2:15	9	0	0	0	9	9
2:30	14	0	0	0	14	14
2:45	6	0	0	0	6	6
3:00	3	0	0	0	3	3
3:15	7	0	0	0	7	7
3:30	5	0	0	0	5	5
3:45	4	0	0	0	4	4
4:00	8	0	0	0	8	8
4:15	3	0	0	0	3	3
4:30	4	0	0	0	4	4
4:45	7	0	0	0	7	7
5:00	5	0	0	0	5	5
5:15	13	0	0	0	13	13
5:30	12	0	0	0	12	12
5:45	9	0	0	0	9	9
6:00	14	1	0	0	15	15
6:15	19	0	0	0	19	19
6:30	16	1	0	0	17	17
6:45	27	0	0	0	27	27
7:00	43	0	0	0	43	43
7:15	59	2	0	1	62	62
7:30	56	0	0	0	56	56
7:45	64	0	1	1	66	68
8:00	50	1	0	0	51	51
8:15	29	1	0	0	30	30
8:30	36	2	0	0	38	37
8:45	50	1	0	1	52	53
9:00	46	0	0	0	46	46
9:15	64	2	0	0	66	65
9:30	81	3	0	0	84	83
9:45	67	2	1	1	71	72
10:00	71	1	0	1	73	74
10:15	93	0	2	0	95	96
10:30	76	2	0	0	78	77
10:45	72	1	1	0	74	74
11:00	79	2	0	2	83	84
11:15	62	2	0	0	64	63
11:30	89	2	1	0	92	92
11:45	89	1	1	0	91	91
12:00	86	0	1	0	87	88
12:15	77	2	1	0	80	80
12:30	62	0	0	0	62	62
12:45	70	1	0	1	72	73
13:00	53	0	0	0	53	53
13:15	42	1	0	0	43	43
13:30	43	0	0	0	43	43
13:45	52	1	0	1	54	55
14:00	45	1	0	0	46	46
14:15	54	0	1	1	56	58
14:30	66	1	0	0	67	67
14:45	56	5	0	0	61	59
15:00	77	1	0	1	79	80
15:15	80	2	0	1	83	83
15:30	90	2	1	0	93	93
15:45	68	1	0	0	69	69
16:00	68	0	1	1	70	72
16:15	70	0	0	0	70	70
16:30	70	2	1	0	73	73
16:45	60	1	0	0	61	61
17:00	71	2	0	1	74	74
17:15	78	0	0	1	79	80
17:30	82	0	0	0	82	82
17:45	88	2	1	0	91	91
18:00	91	3	1	1	96	96
18:15	64	1	1	0	66	66
18:30	80	0	0	0	80	80
18:45	72	2	0	0	74	73
19:00	92	0	1	1	94	96
19:15	86	3	1	0	90	89
19:30	80	0	1	0	81	82
19:45	76	0	0	0	76	76
20:00	77	0	0	1	78	79
20:15	58	0	0	0	58	58
20:30	58	0	1	0	59	60
20:45	50	0	0	0	50	50
21:00	55	0	0	1	56	57
21:15	43	0	0	0	43	43
21:30	50	0	0	1	51	52
21:45	51	1	1	1	54	55
22:00	42	0	0	1	43	44
22:15	46	0	0	1	47	48
22:30	32	1	0	1	34	35
22:45	34	1	0	0	35	35
23:00	40	0	0	2	42	44
23:15	35	0	0	0	35	35
23:30	27	1	0	0	28	28
23:45	20	0	0	0	20	20

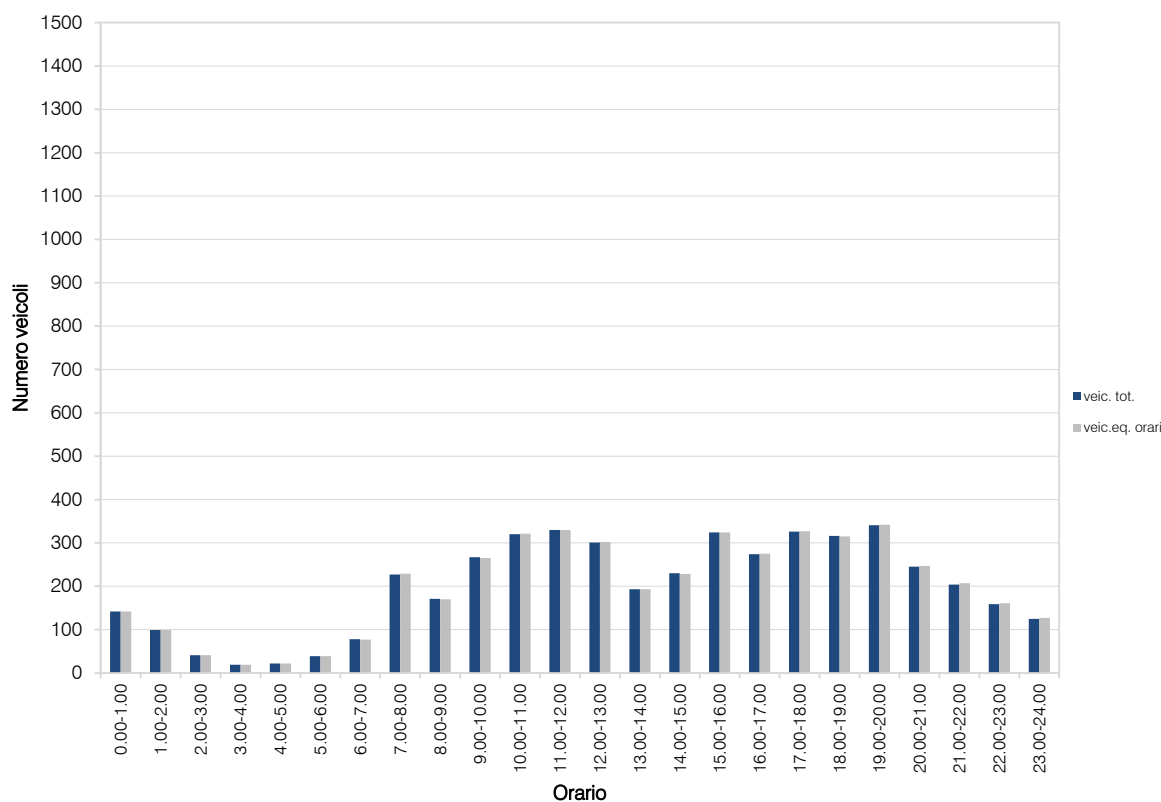
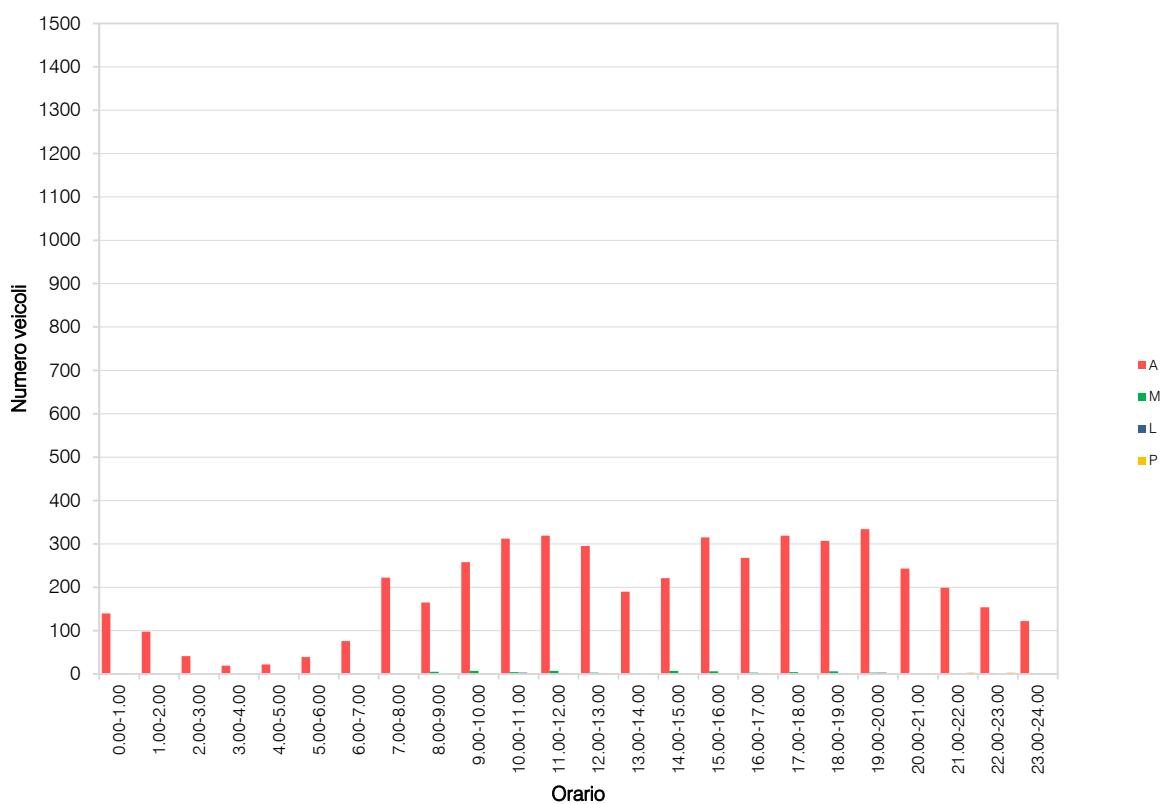
VOLUME DI TRAFFICO INTERVALLO TEMPORALE 60 min

domenica 19 maggio 2024

	<i>A</i>	<i>M</i>	<i>L</i>	<i>P</i>	<i>veicoli totali</i>	<i>veicoli equivalenti orari</i>
0.00-1.00	140	1	1	0	142	142
1.00-2.00	98	1	0	0	99	99
2.00-3.00	41	0	0	0	41	41
3.00-4.00	19	0	0	0	19	19
4.00-5.00	22	0	0	0	22	22
5.00-6.00	39	0	0	0	39	39
6.00-7.00	76	2	0	0	78	77
7.00-8.00	222	2	1	2	227	229
8.00-9.00	165	5	0	1	171	170
9.00-10.00	258	7	1	1	267	265
10.00-11.00	312	4	3	1	320	321
11.00-12.00	319	7	2	2	330	330
12.00-13.00	295	3	2	1	301	302
13.00-14.00	190	2	0	1	193	193
14.00-15.00	221	7	1	1	230	228
15.00-16.00	315	6	1	2	324	324
16.00-17.00	268	3	2	1	274	275
17.00-18.00	319	4	1	2	326	327
18.00-19.00	307	6	2	1	316	315
19.00-20.00	334	3	3	1	341	342
20.00-21.00	243	0	1	1	245	247
21.00-22.00	199	1	1	3	204	207
22.00-23.00	154	2	0	3	159	161
23.00-24.00	122	1	0	2	125	127
				TOT	4.793	4.802

ELABORAZIONI GRAFICHE

domenica 19 maggio 2024



VOLUME DI TRAFFICO INTERVALLO TEMPORALE 15 min

lunedì 20 maggio 2024

	A	M	L	P	Veicoli totali	Veic. eq.
0:00	14	1	0	0	15	15
0:15	8	0	0	0	8	8
0:30	15	0	0	0	15	15
0:45	7	0	0	0	7	7
1:00	6	0	0	0	6	6
1:15	7	0	0	0	7	7
1:30	4	0	0	0	4	4
1:45	5	0	0	0	5	5
2:00	5	0	0	0	5	5
2:15	7	0	0	0	7	7
2:30	5	0	0	1	6	7
2:45	6	0	0	1	7	8
3:00	7	0	0	0	7	7
3:15	11	0	0	0	11	11
3:30	5	0	1	1	7	9
3:45	9	1	1	1	12	13
4:00	4	0	0	1	5	6
4:15	5	0	0	1	6	7
4:30	9	0	1	3	13	17
4:45	15	0	2	0	17	18
5:00	10	0	1	1	12	14
5:15	11	0	0	3	14	17
5:30	21	0	0	1	22	23
5:45	19	0	0	4	23	27
6:00	27	0	3	4	34	40
6:15	53	1	1	3	58	61
6:30	63	2	3	3	71	75
6:45	106	2	4	13	125	139
7:00	132	5	2	7	146	152
7:15	105	4	5	4	118	123
7:30	120	2	1	7	130	137
7:45	105	2	4	4	115	120
8:00	106	2	1	5	114	119
8:15	138	1	3	5	147	153
8:30	104	1	4	11	120	133
8:45	94	1	6	3	104	110
9:00	95	1	2	8	106	115
9:15	70	3	3	1	77	78
9:30	58	1	2	4	65	70
9:45	58	6	4	4	72	75
10:00	69	2	2	3	76	79
10:15	63	1	1	3	68	71
10:30	79	1	4	7	91	100
10:45	60	1	2	5	68	74
11:00	87	2	1	6	96	102
11:15	68	1	3	2	74	77
11:30	65	2	1	5	73	78
11:45	66	1	4	4	75	81
12:00	66	3	4	2	75	78
12:15	69	1	2	3	75	79
12:30	83	2	2	4	91	95
12:45	89	2	1	3	95	98
13:00	83	2	6	2	93	97
13:15	68	1	2	4	75	80
13:30	65	1	5	3	74	79
13:45	84	2	2	2	90	92
14:00	80	1	2	7	90	98
14:15	95	6	2	3	106	107
14:30	82	2	3	4	91	96
14:45	84	2	3	7	96	104
15:00	63	1	2	4	70	75
15:15	90	1	1	6	98	104
15:30	58	1	2	5	66	72
15:45	75	2	2	4	83	87
16:00	98	3	4	3	108	112
16:15	90	4	3	1	98	99
16:30	78	1	2	4	85	90
16:45	99	1	3	5	108	114
17:00	109	4	4	5	122	127
17:15	122	1	2	9	134	144
17:30	128	2	3	3	136	140
17:45	109	2	1	2	114	116
18:00	129	3	1	3	136	138
18:15	156	3	3	3	165	168
18:30	146	5	2	3	156	158
18:45	102	1	2	3	108	112
19:00	106	3	1	3	113	115
19:15	113	1	1	4	119	123
19:30	91	1	1	2	95	97
19:45	102	1	1	2	106	108
20:00	75	1	1	2	79	81
20:15	69	1	1	3	74	77
20:30	52	1	1	2	56	58
20:45	36	0	0	1	37	38
21:00	37	0	0	2	39	41
21:15	34	0	0	0	34	34
21:30	34	1	0	0	35	35
21:45	37	0	0	0	37	37
22:00	48	0	1	1	50	52
22:15	47	0	1	2	50	53
22:30	35	1	0	2	38	40
22:45	18	0	0	0	18	18
23:00	19	2	0	0	21	20
23:15	10	0	2	2	14	17
23:30	11	0	1	0	12	13
23:45	10	0	1	0	11	12

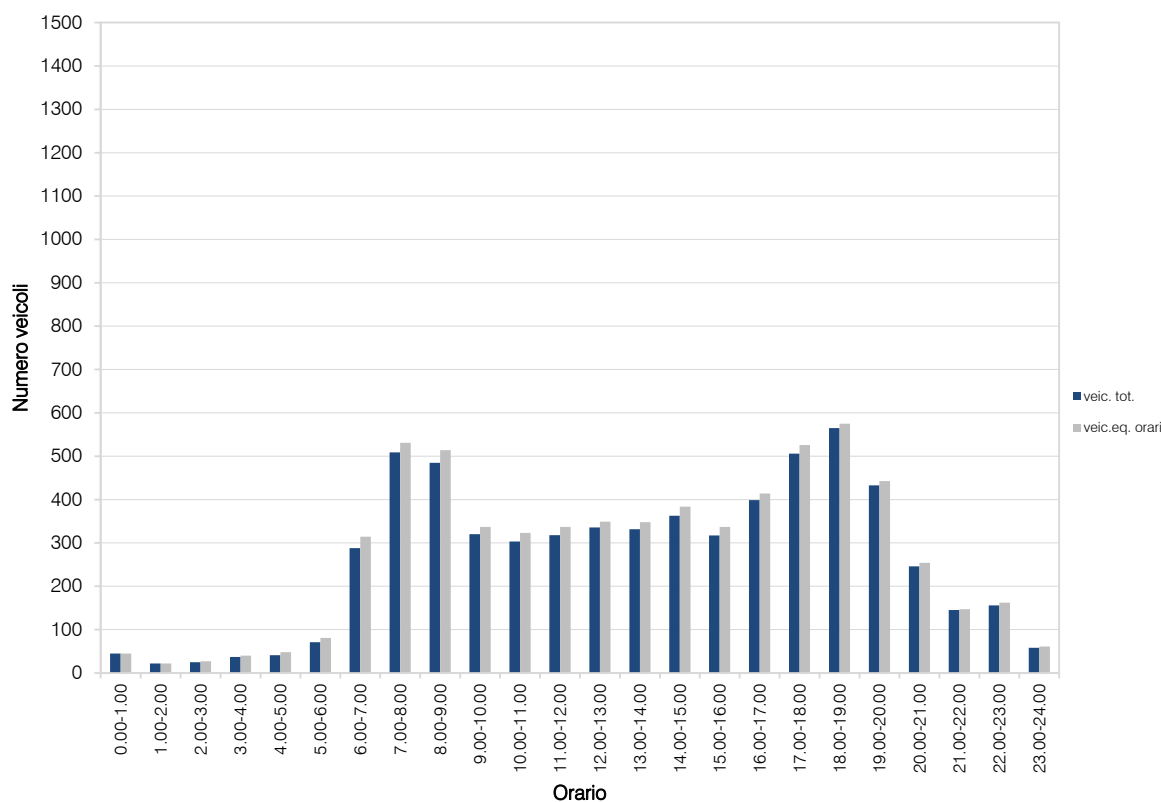
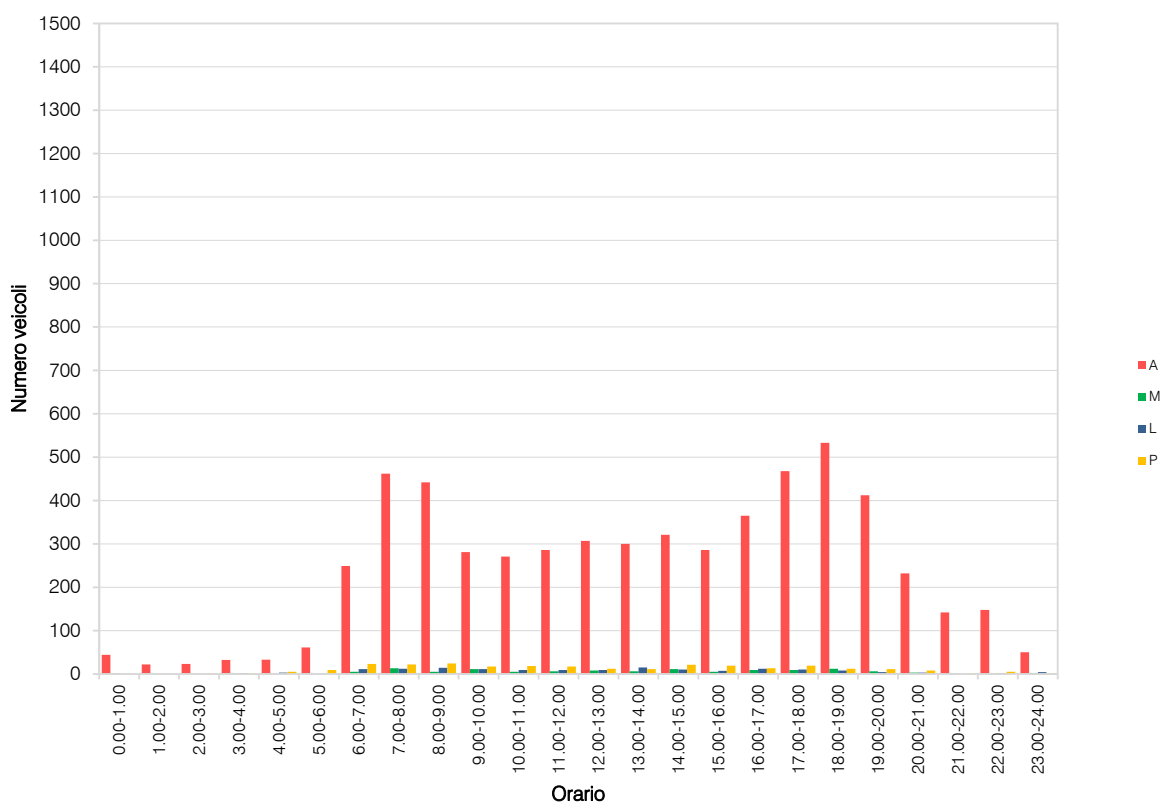
VOLUME DI TRAFFICO INTERVALLO TEMPORALE 60 min

lunedì 20 maggio 2024

	A	M	L	P	veicoli totali	veicoli equivalenti orari
0.00-1.00	44	1	0	0	45	45
1.00-2.00	22	0	0	0	22	22
2.00-3.00	23	0	0	2	25	27
3.00-4.00	32	1	2	2	37	40
4.00-5.00	33	0	3	5	41	48
5.00-6.00	61	0	1	9	71	81
6.00-7.00	249	5	11	23	288	314
7.00-8.00	462	13	12	22	509	531
8.00-9.00	442	5	14	24	485	514
9.00-10.00	281	11	11	17	320	337
10.00-11.00	271	5	9	18	303	323
11.00-12.00	286	6	9	17	318	337
12.00-13.00	307	8	9	12	336	349
13.00-14.00	300	6	15	11	332	348
14.00-15.00	321	11	10	21	363	384
15.00-16.00	286	5	7	19	317	337
16.00-17.00	365	9	12	13	399	414
17.00-18.00	468	9	10	19	506	526
18.00-19.00	533	12	8	12	565	575
19.00-20.00	412	6	4	11	433	443
20.00-21.00	232	3	3	8	246	254
21.00-22.00	142	1	0	2	145	147
22.00-23.00	148	1	2	5	156	162
23.00-24.00	50	2	4	2	58	61
TOT					6.320	6.619

ELABORAZIONI GRAFICHE

lunedì 20 maggio 2024



VOLUME DI TRAFFICO INTERVALLO TEMPORALE 15 min

martedì 21 maggio 2024

	A	M	L	P	Veicoli totali	Veic. eq.
0:00	12	0	0	1	13	14
0:15	11	0	0	0	11	11
0:30	10	0	0	0	10	10
0:45	6	0	0	0	6	6
1:00	4	0	0	1	5	6
1:15	3	0	0	0	3	3
1:30	5	0	0	0	5	5
1:45	5	0	0	0	5	5
2:00	3	0	0	0	3	3
2:15	6	0	0	0	6	6
2:30	4	0	0	0	4	4
2:45	4	0	1	1	6	8
3:00	7	0	0	0	7	7
3:15	7	0	0	0	7	7
3:30	4	0	0	0	4	4
3:45	5	0	1	0	6	7
4:00	2	0	0	2	4	6
4:15	9	1	2	3	15	19
4:30	7	0	0	1	8	9
4:45	7	0	1	3	11	15
5:00	11	0	0	1	12	13
5:15	9	0	0	1	10	11
5:30	20	1	0	1	22	23
5:45	20	1	0	3	24	27
6:00	27	2	2	2	33	35
6:15	47	1	2	4	54	59
6:30	64	2	1	6	73	79
6:45	94	2	3	9	108	118
7:00	140	4	3	7	154	161
7:15	101	3	5	4	113	118
7:30	127	3	3	6	139	145
7:45	93	3	5	4	105	110
8:00	100	3	4	5	112	118
8:15	113	3	3	11	130	141
8:30	98	3	2	4	107	111
8:45	101	3	3	4	111	115
9:00	75	2	2	7	86	93
9:15	82	2	3	3	90	94
9:30	70	2	1	2	75	77
9:45	61	2	6	1	70	73
10:00	70	2	4	5	81	87
10:15	74	2	4	2	82	85
10:30	54	1	3	8	66	75
10:45	82	2	4	5	93	99
11:00	76	2	7	3	88	94
11:15	82	2	4	1	89	91
11:30	82	2	2	5	91	96
11:45	76	2	1	5	84	89
12:00	80	3	3	4	90	94
12:15	85	2	3	1	91	93
12:30	87	2	4	6	99	106
12:45	76	2	4	4	86	91
13:00	70	3	5	4	82	87
13:15	82	2	8	0	92	95
13:30	64	2	5	3	74	79
13:45	82	4	2	6	94	99
14:00	77	2	4	6	89	96
14:15	98	3	7	4	112	118
14:30	92	2	3	5	102	108
14:45	78	2	1	2	83	85
15:00	77	2	3	5	87	93
15:15	82	2	3	5	92	98
15:30	82	2	3	2	89	92
15:45	85	2	1	4	92	96
16:00	108	3	3	7	121	128
16:15	106	3	2	3	114	117
16:30	100	3	3	3	109	112
16:45	85	2	4	4	95	100
17:00	121	3	4	2	130	133
17:15	135	4	3	2	144	146
17:30	111	3	5	3	122	126
17:45	137	4	3	3	147	150
18:00	130	7	4	5	146	150
18:15	107	5	4	6	122	128
18:30	120	4	4	4	132	136
18:45	135	5	4	6	150	156
19:00	104	3	1	2	110	111
19:15	113	3	1	3	120	122
19:30	83	2	2	2	89	91
19:45	81	2	1	1	85	86
20:00	80	2	2	2	86	88
20:15	55	2	1	2	60	62
20:30	53	1	1	4	59	63
20:45	41	1	0	2	44	46
21:00	41	1	1	1	44	45
21:15	35	2	0	0	37	36
21:30	32	1	1	0	34	34
21:45	36	1	0	1	38	39
22:00	37	1	0	1	39	40
22:15	35	1	2	2	40	43
22:30	28	1	0	0	29	29
22:45	32	1	0	0	33	33
23:00	32	1	0	1	34	35
23:15	25	1	0	0	26	26
23:30	17	0	0	0	17	17
23:45	16	0	0	0	16	16

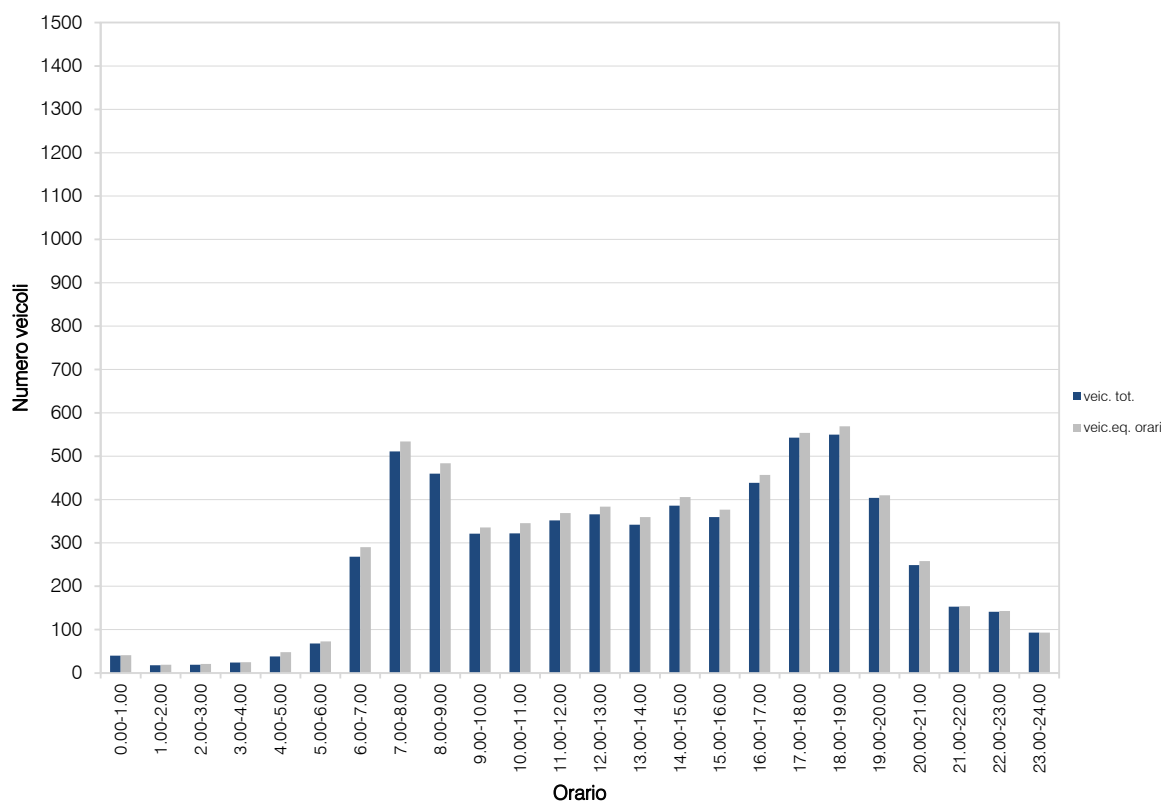
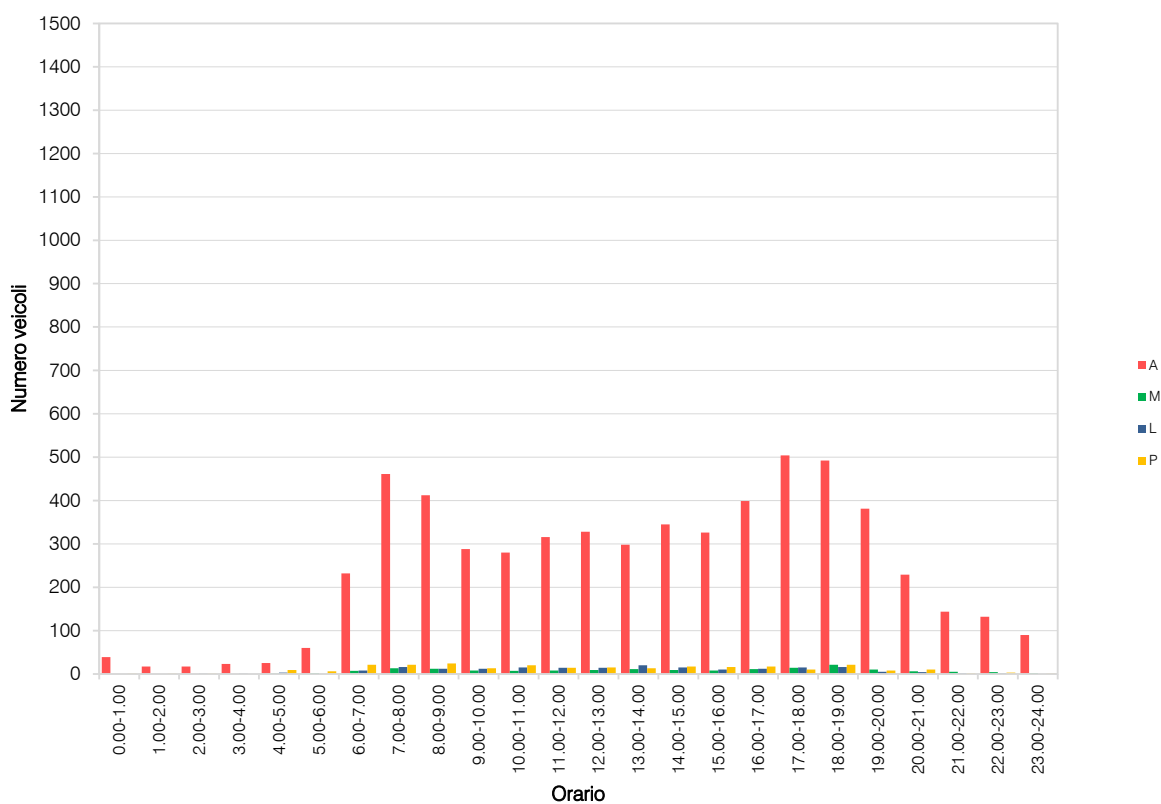
VOLUME DI TRAFFICO INTERVALLO TEMPORALE 60 min

martedì 21 maggio 2024

	A	M	L	P	veicoli totali	veicoli equivalenti orari
0.00-1.00	39	0	0	1	40	41
1.00-2.00	17	0	0	1	18	19
2.00-3.00	17	0	1	1	19	21
3.00-4.00	23	0	1	0	24	25
4.00-5.00	25	1	3	9	38	48
5.00-6.00	60	2	0	6	68	73
6.00-7.00	232	7	8	21	268	290
7.00-8.00	461	13	16	21	511	534
8.00-9.00	412	12	12	24	460	484
9.00-10.00	288	8	12	13	321	336
10.00-11.00	280	7	15	20	322	346
11.00-12.00	316	8	14	14	352	369
12.00-13.00	328	9	14	15	366	384
13.00-14.00	298	11	20	13	342	360
14.00-15.00	345	9	15	17	386	406
15.00-16.00	326	8	10	16	360	377
16.00-17.00	399	11	12	17	439	457
17.00-18.00	504	14	15	10	543	554
18.00-19.00	492	21	16	21	550	569
19.00-20.00	381	10	5	8	404	410
20.00-21.00	229	6	4	10	249	258
21.00-22.00	144	5	2	2	153	154
22.00-23.00	132	4	2	3	141	143
23.00-24.00	90	2	0	1	93	93
TOT					6.467	6.751

ELABORAZIONI GRAFICHE

martedì 21 maggio 2024



VOLUME DI TRAFFICO INTERVALLO TEMPORALE 15 min

mercoledì 22 maggio 2024

	A	M	L	P	Veicoli totali	Veic. eq.
0:00	19	1	0	0	20	20
0:15	19	0	0	0	19	19
0:30	6	0	0	0	6	6
0:45	9	0	0	0	9	9
1:00	11	0	0	0	11	11
1:15	3	0	0	0	3	3
1:30	8	0	0	0	8	8
1:45	5	0	0	1	6	7
2:00	8	0	0	0	8	8
2:15	5	0	0	0	5	5
2:30	8	0	0	1	9	10
2:45	7	0	0	0	7	7
3:00	6	0	0	0	6	6
3:15	9	0	0	0	9	9
3:30	7	0	0	1	8	9
3:45	6	0	2	0	8	9
4:00	1	0	0	2	3	5
4:15	2	1	0	1	4	5
4:30	4	0	0	0	4	4
4:45	10	0	2	2	14	17
5:00	11	0	1	1	13	15
5:15	10	0	1	1	12	14
5:30	21	0	1	3	25	29
5:45	17	0	4	3	24	29
6:00	25	0	0	3	28	31
6:15	47	0	1	5	53	59
6:30	65	3	3	3	74	77
6:45	102	1	3	8	114	123
7:00	140	1	6	9	156	168
7:15	124	2	1	3	130	133
7:30	111	2	9	2	124	130
7:45	106	2	1	3	112	115
8:00	121	1	5	2	129	133
8:15	113	1	3	4	121	126
8:30	95	1	8	8	112	124
8:45	87	1	2	5	95	101
9:00	85	2	3	6	96	103
9:15	68	1	1	6	76	82
9:30	74	2	2	7	85	92
9:45	66	2	2	5	75	80
10:00	71	2	4	7	84	92
10:15	70	2	3	3	78	82
10:30	78	1	2	6	87	94
10:45	74	1	2	4	81	86
11:00	74	1	4	2	81	85
11:15	77	1	2	2	82	85
11:30	71	2	3	10	86	97
11:45	69	1	3	4	77	82
12:00	76	2	2	4	84	88
12:15	74	2	2	1	79	80
12:30	84	2	3	1	90	92
12:45	91	1	4	5	101	108
13:00	97	2	2	2	103	105
13:15	75	1	5	6	87	95
13:30	76	1	1	4	82	86
13:45	83	2	1	7	93	100
14:00	113	1	4	5	123	130
14:15	95	1	4	10	110	122
14:30	77	3	1	5	86	90
14:45	76	1	1	2	80	82
15:00	71	1	1	6	79	85
15:15	79	1	2	11	93	105
15:30	74	1	1	1	77	78
15:45	92	1	2	2	97	100
16:00	78	6	4	4	92	95
16:15	62	7	4	4	77	80
16:30	79	1	2	3	85	89
16:45	95	1	1	6	103	109
17:00	99	1	2	5	107	113
17:15	125	2	2	2	131	133
17:30	125	1	2	4	132	137
17:45	121	1	1	5	128	133
18:00	112	2	2	6	122	128
18:15	156	3	1	4	164	167
18:30	119	1	2	3	125	129
18:45	122	1	1	2	126	128
19:00	96	1	1	0	98	98
19:15	104	1	3	5	113	119
19:30	85	2	2	4	93	97
19:45	87	1	1	2	91	93
20:00	74	1	0	3	78	81
20:15	65	1	0	2	68	70
20:30	53	2	1	0	56	56
20:45	40	0	1	2	43	46
21:00	35	0	0	2	37	39
21:15	30	0	0	2	32	34
21:30	31	0	0	1	32	33
21:45	34	0	0	0	34	34
22:00	33	0	0	2	35	37
22:15	44	1	0	2	47	49
22:30	38	0	1	1	40	42
22:45	25	0	0	4	29	33
23:00	36	0	0	2	38	40
23:15	32	0	0	1	33	34
23:30	25	0	0	0	25	25
23:45	15	0	0	0	15	15

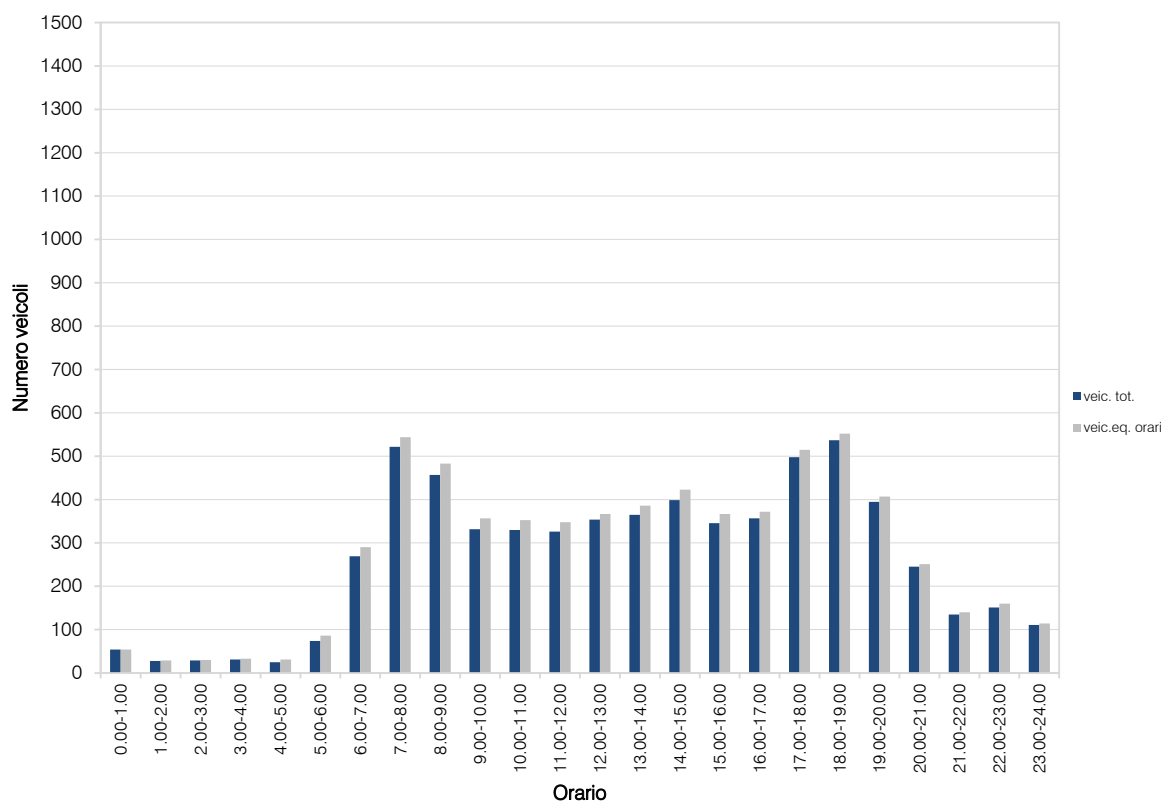
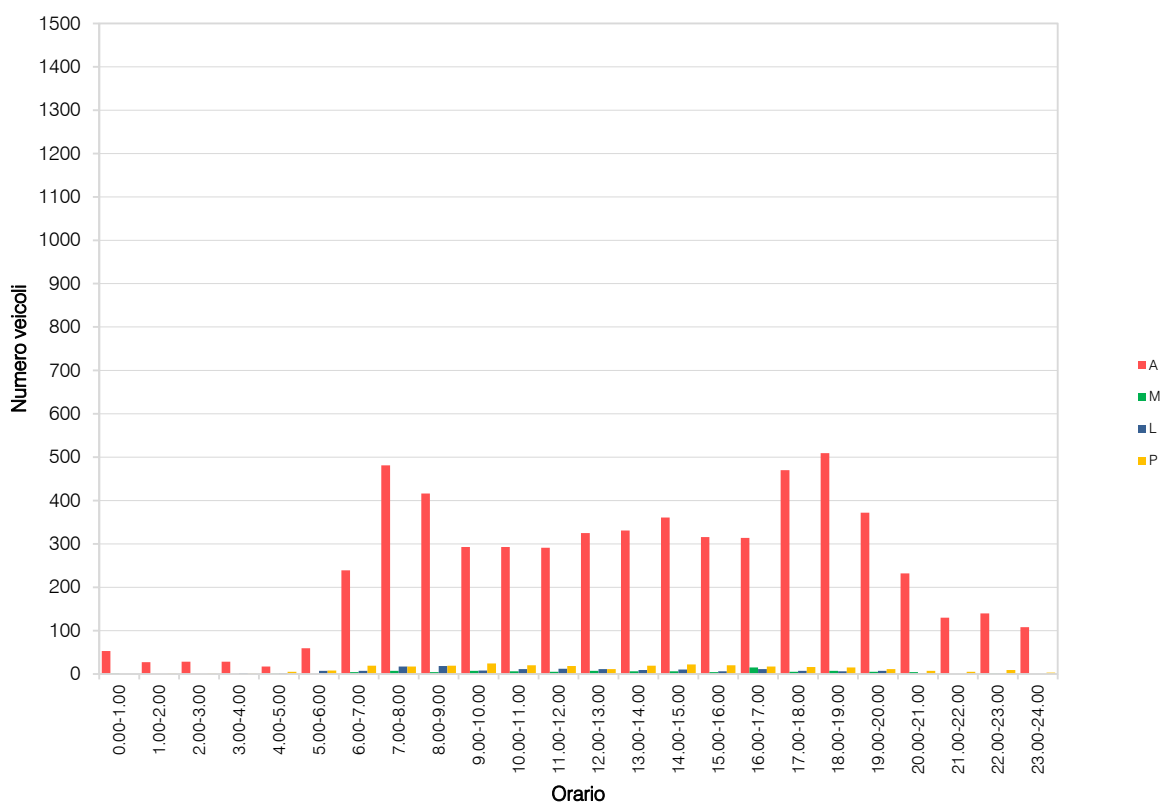
VOLUME DI TRAFFICO INTERVALLO TEMPORALE 60 min

mercoledì 22 maggio 2024

	A	M	L	P	veicoli totali	veicoli equivalenti orari
0.00-1.00	53	1	0	0	54	54
1.00-2.00	27	0	0	1	28	29
2.00-3.00	28	0	0	1	29	30
3.00-4.00	28	0	2	1	31	33
4.00-5.00	17	1	2	5	25	31
5.00-6.00	59	0	7	8	74	86
6.00-7.00	239	4	7	19	269	290
7.00-8.00	481	7	17	17	522	544
8.00-9.00	416	4	18	19	457	483
9.00-10.00	293	7	8	24	332	357
10.00-11.00	293	6	11	20	330	353
11.00-12.00	291	5	12	18	326	348
12.00-13.00	325	7	11	11	354	367
13.00-14.00	331	6	9	19	365	386
14.00-15.00	361	6	10	22	399	423
15.00-16.00	316	4	6	20	346	367
16.00-17.00	314	15	11	17	357	372
17.00-18.00	470	5	7	16	498	515
18.00-19.00	509	7	6	15	537	552
19.00-20.00	372	5	7	11	395	407
20.00-21.00	232	4	2	7	245	251
21.00-22.00	130	0	0	5	135	140
22.00-23.00	140	1	1	9	151	160
23.00-24.00	108	0	0	3	111	114
				TOT	6.370	6.692

ELABORAZIONI GRAFICHE

mercoledì 22 maggio 2024



VOLUME DI TRAFFICO INTERVALLO TEMPORALE 15 min

giovedì 23 maggio 2024

	A	M	L	P	Veicoli totali	Veic. eq.
0:00	13	0	0	2	15	17
0:15	11	0	0	0	11	11
0:30	7	1	0	0	8	8
0:45	10	0	0	0	10	10
1:00	2	0	0	0	2	2
1:15	2	0	0	1	3	4
1:30	4	0	0	1	5	6
1:45	0	0	0	0	0	0
2:00	1	0	0	0	1	1
2:15	4	0	0	1	5	6
2:30	3	0	0	1	4	5
2:45	6	0	0	0	6	6
3:00	4	0	0	0	4	4
3:15	5	0	0	1	6	7
3:30	6	0	1	1	8	10
3:45	8	0	1	1	10	12
4:00	3	0	0	1	4	5
4:15	4	0	0	1	5	6
4:30	4	0	0	2	6	8
4:45	7	1	2	0	10	11
5:00	7	0	1	0	8	9
5:15	11	0	0	1	12	13
5:30	16	0	0	1	17	18
5:45	23	0	1	1	25	27
6:00	33	1	0	5	39	44
6:15	44	0	0	1	45	46
6:30	72	1	4	3	80	85
6:45	106	1	2	8	117	126
7:00	136	1	5	5	147	154
7:15	110	2	3	2	117	120
7:30	119	1	6	5	131	139
7:45	125	2	2	5	134	139
8:00	104	2	2	5	113	118
8:15	117	3	3	4	127	131
8:30	96	0	3	3	102	107
8:45	88	0	3	3	94	99
9:00	82	2	3	5	92	98
9:15	75	0	2	8	85	94
9:30	77	3	3	5	88	93
9:45	73	3	3	5	84	89
10:00	74	3	4	6	87	94
10:15	64	3	4	3	74	78
10:30	78	0	2	5	85	91
10:45	80	0	3	5	88	95
11:00	68	0	5	2	75	80
11:15	74	0	3	2	79	83
11:30	79	3	5	11	98	110
11:45	69	0	5	5	79	87
12:00	71	3	3	4	81	85
12:15	70	3	3	1	77	78
12:30	85	3	3	1	92	93
12:45	97	0	4	5	106	113
13:00	91	3	2	3	99	102
13:15	83	0	7	4	96	106
13:30	70	0	2	4	76	81
13:45	77	3	1	10	91	100
14:00	126	1	3	6	136	143
14:15	100	2	3	3	108	112
14:30	89	0	7	5	101	110
14:45	94	2	4	5	105	111
15:00	77	3	5	4	89	94
15:15	83	2	3	5	93	99
15:30	74	2	2	5	83	88
15:45	83	1	2	7	93	101
16:00	89	2	4	5	100	106
16:15	105	4	2	1	112	112
16:30	91	2	3	0	96	97
16:45	88	1	2	5	96	102
17:00	87	3	2	3	95	98
17:15	113	4	2	4	123	126
17:30	116	6	1	4	127	129
17:45	108	5	2	3	118	120
18:00	120	7	2	1	130	129
18:15	119	4	2	5	130	134
18:30	131	3	1	2	137	138
18:45	140	1	2	2	145	148
19:00	120	2	1	1	124	125
19:15	97	2	1	2	102	104
19:30	86	1	2	5	94	100
19:45	91	4	1	1	97	97
20:00	58	6	1	1	66	65
20:15	65	0	2	3	70	74
20:30	58	3	1	1	63	63
20:45	54	1	1	2	58	60
21:00	39	0	1	35	75	111
21:15	31	2	1	20	54	74
21:30	37	0	4	0	41	43
21:45	39	0	1	3	43	47
22:00	41	0	2	1	44	46
22:15	29	0	2	1	32	34
22:30	32	0	0	0	32	32
22:45	37	0	0	2	39	41
23:00	24	0	0	0	24	24
23:15	24	0	0	0	24	24
23:30	21	0	0	0	21	21
23:45	21	0	0	0	21	21

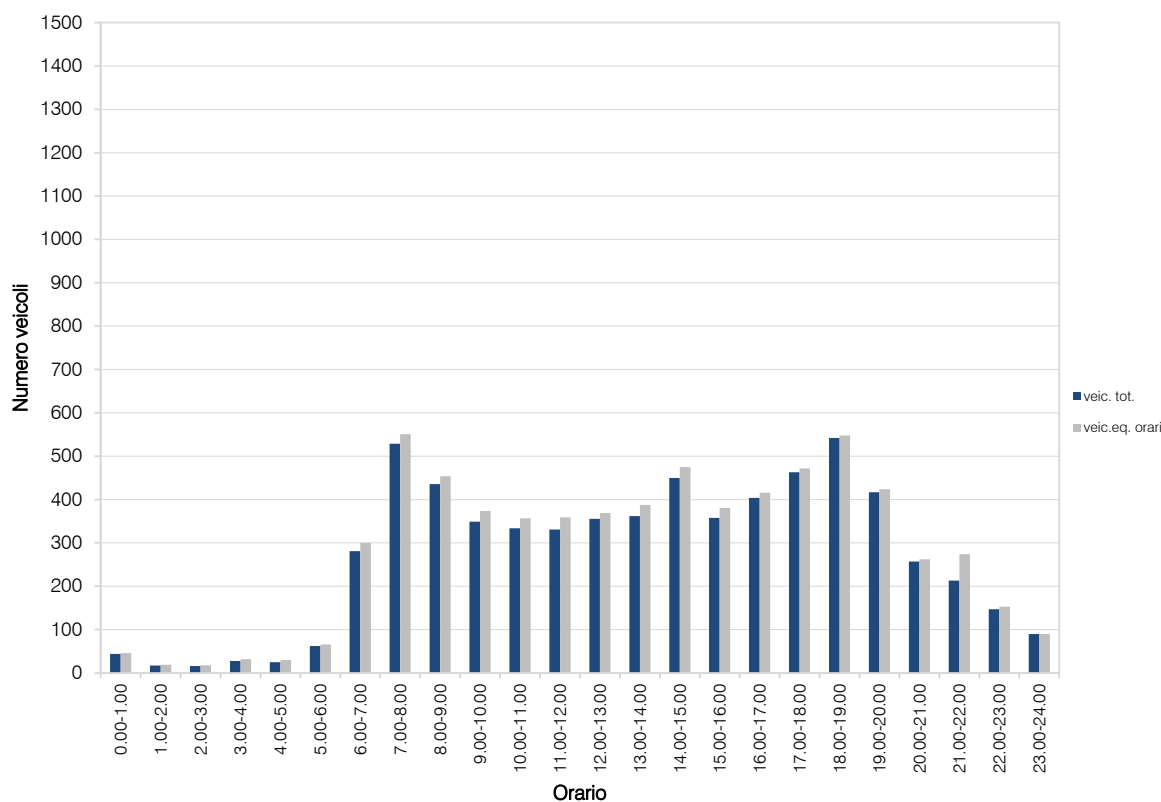
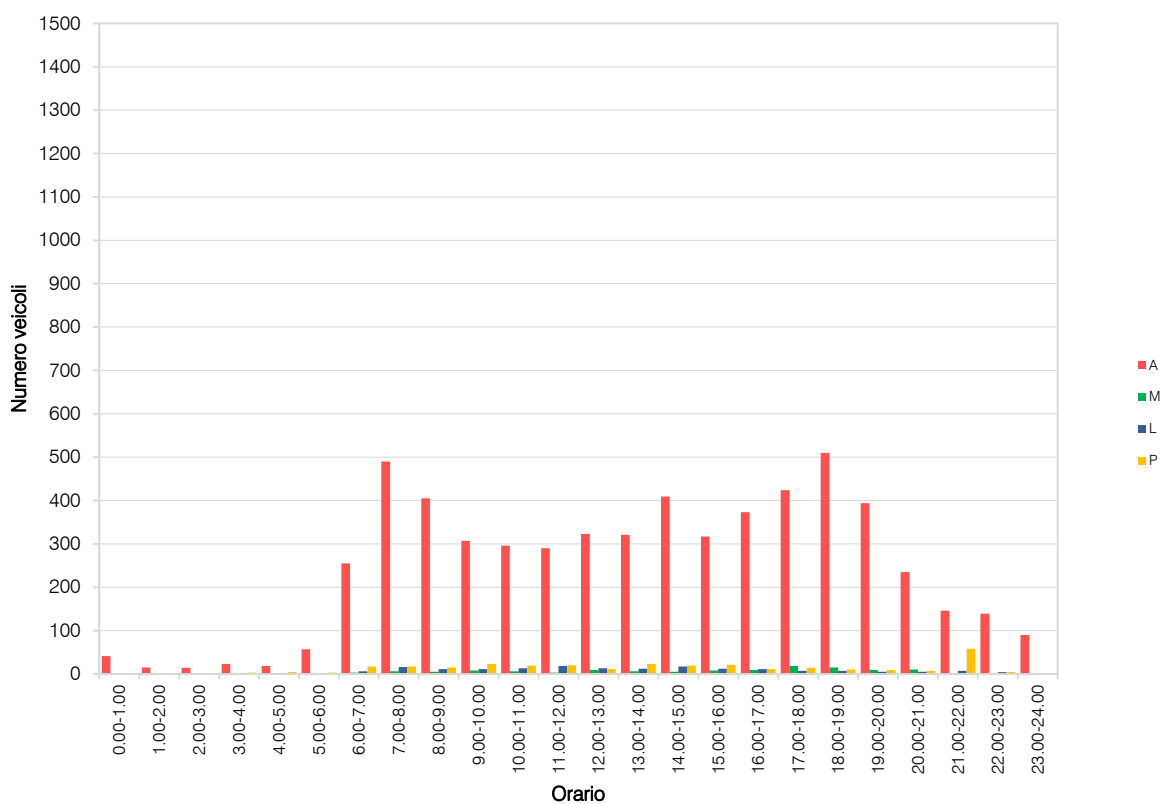
VOLUME DI TRAFFICO INTERVALLO TEMPORALE 60 min

giovedì 23 maggio 2024

	<i>A</i>	<i>M</i>	<i>L</i>	<i>P</i>	<i>veicoli totali</i>	<i>veicoli equivalenti orari</i>
0.00-1.00	41	1	0	2	44	46
1.00-2.00	15	0	0	2	17	19
2.00-3.00	14	0	0	2	16	18
3.00-4.00	23	0	2	3	28	32
4.00-5.00	18	1	2	4	25	30
5.00-6.00	57	0	2	3	62	66
6.00-7.00	255	3	6	17	281	300
7.00-8.00	490	6	16	17	529	551
8.00-9.00	405	5	11	15	436	454
9.00-10.00	307	8	11	23	349	374
10.00-11.00	296	6	13	19	334	357
11.00-12.00	290	3	18	20	331	359
12.00-13.00	323	9	13	11	356	369
13.00-14.00	321	6	12	23	362	388
14.00-15.00	409	5	17	19	450	475
15.00-16.00	317	8	12	21	358	381
16.00-17.00	373	9	11	11	404	416
17.00-18.00	424	18	7	14	463	472
18.00-19.00	510	15	7	10	542	548
19.00-20.00	394	9	5	9	417	424
20.00-21.00	235	10	5	7	257	262
21.00-22.00	146	2	7	58	213	274
22.00-23.00	139	0	4	4	147	153
23.00-24.00	90	0	0	0	90	90
	TOT				6.511	6.858

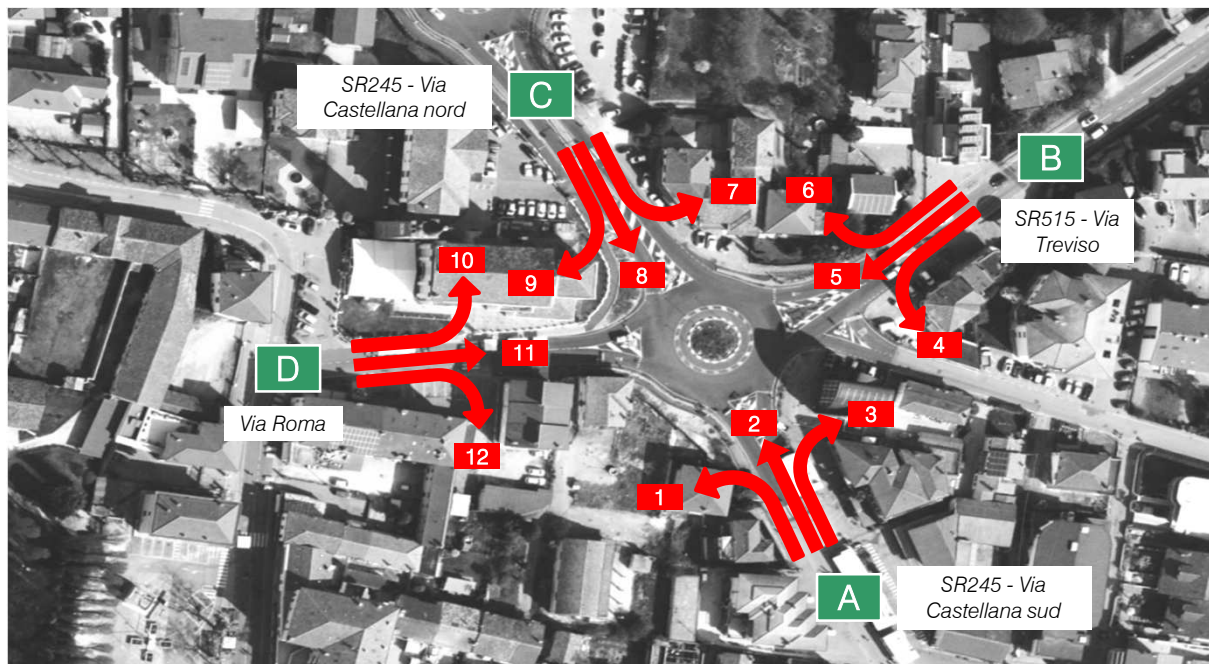
ELABORAZIONI GRAFICHE

giovedì 23 maggio 2024



Intersezione 1: SR245 - Via Castellana, SR515 - Via Treviso, Via Roma

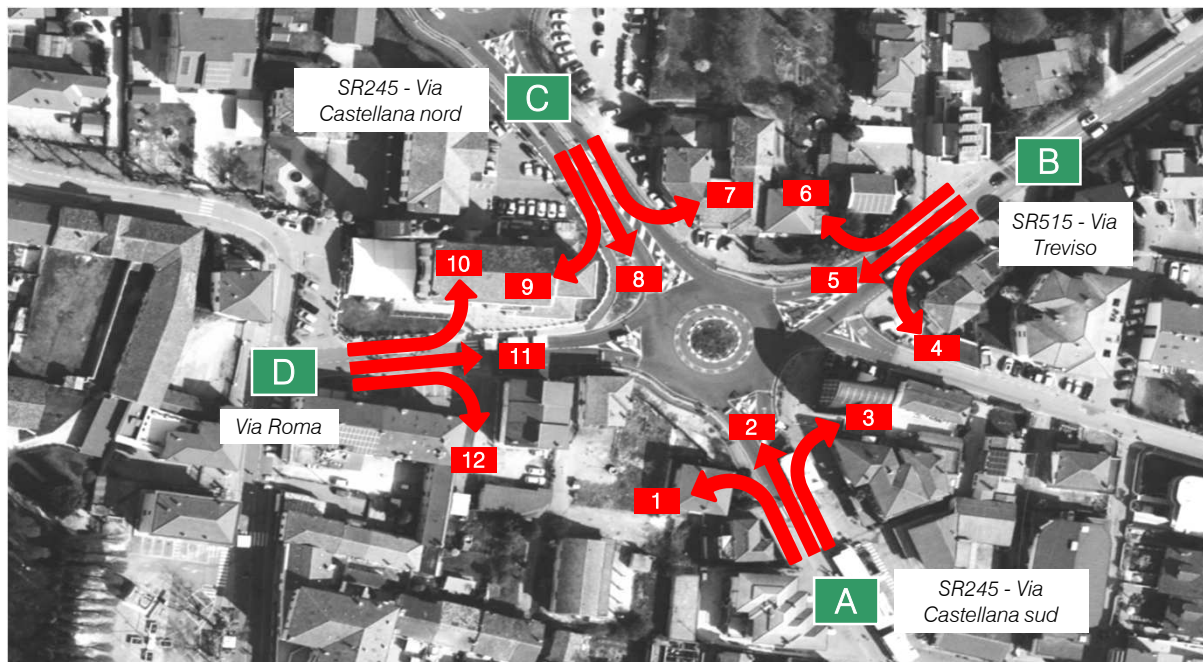
data: Martedì 21.05.2024



	18.00-18.15					18.15-18.30					18.30-18.45					18.45-19.00				
	A	M	L	P	Veic eq	A	M	L	P	Veic eq	A	M	L	P	Veic eq	A	M	L	P	Veic eq
MANOVRA 1	-	-	-	-	-	-	-	-	-	-	-	-	-	-	-	-	-	-	-	-
MANOVRA 2	132	4	0	0	134	108	2	2	0	112	133	2	0	0	134	147	2	0	0	148
MANOVRA 3	44	3	2	1	51	31	2	2	1	37	45	2	1	1	50	54	2	1	2	61
MANOVRA 4	47	3	10	1	66	38	3	3	3	50	48	1	4	4	63	55	2	7	5	77
MANOVRA 5	-	-	-	-	-	-	-	-	-	-	-	-	-	-	-	-	-	-	-	-
MANOVRA 6	87	2	1	1	92	56	1	0	1	59	90	1	0	1	93	107	1	1	2	113
MANOVRA 7	45	4	1	3	55	37	3	1	5	50	37	2	1	3	46	39	3	1	3	48
MANOVRA 8	144	9	2	2	156	117	7	2	2	128	117	4	1	2	125	128	7	2	1	137
MANOVRA 9	-	-	-	-	-	-	-	-	-	-	-	-	-	-	-	-	-	-	-	-
MANOVRA 10	24	1	1	0	26	22	1	2	0	26	22	1	1	0	24	25	1	0	0	26
MANOVRA 11	41	0	1	1	45	39	0	1	0	41	38	0	2	0	41	42	0	2	1	47
MANOVRA 12	8	1	1	0	10	7	0	2	0	10	7	0	2	0	10	8	0	2	0	11

Intersezione 1: SR245 - Via Castellana, SR515 - Via Treviso, Via Roma

data: Martedì 21.05.2024



18.00 - 19.00					
	A	M	L	P	Veic. eq.
MANOVRA 1	-	-	-	-	-
MANOVRA 2	520	10	2	0	528
MANOVRA 3	174	9	6	5	198
MANOVRA 4	188	9	24	13	255
MANOVRA 5	-	-	-	-	-
MANOVRA 6	340	5	2	5	356
MANOVRA 7	158	12	4	14	198
MANOVRA 8	506	27	7	7	544
MANOVRA 9	-	-	-	-	-
MANOVRA 10	93	4	4	0	101
MANOVRA 11	160	0	6	2	173
MANOVRA 12	30	1	7	0	41
TOTALE	2.169	77	62	46	2.394

Matrici OD Intersezione 1: SR245 - Via Castellana, SR515 - Via Treviso, Via Roma

O/D	ZONE
A	SR245 - Via Castellana sud
B	SR515 - Via Treviso
C	SR245 - Via Castellana nord
D	Via Roma

COEFFICIENTI DI EQUIVALENZA	
Autovetture	1,00
Motocicli	0,50
Veicoli commerciali leggeri	1,50
Mezzi pesanti e Bus	2,00

INTERVALLO ORARIO 18.00 - 19.00 - MATRICI PER CLASSE VEICOLARE

LEGGERI					
O/D	A	B	C	D	totali
A	0	174	520	-	694
B	188	0	340	-	528
C	506	158	0	-	664
D	30	160	93	0	283
totali	724	492	953	0	2.169

MOTOCICLI					
O/D	A	B	C	D	totali
A	0	9	10	-	19
B	9	0	5	-	14
C	27	12	0	-	39
D	1	0	4	0	5
totali	37	21	19	0	77

COMMERCIALI LEGGERI					
O/D	A	B	C	D	totali
A	0	6	2	-	8
B	24	0	2	-	26
C	7	4	0	-	11
D	7	6	4	0	17
totali	38	16	8	0	62

PESANTI					
O/D	A	B	C	D	totali
A	0	5	0	-	5
B	13	0	5	-	18
C	7	14	0	-	21
D	0	2	0	0	2
totali	20	21	5	0	46

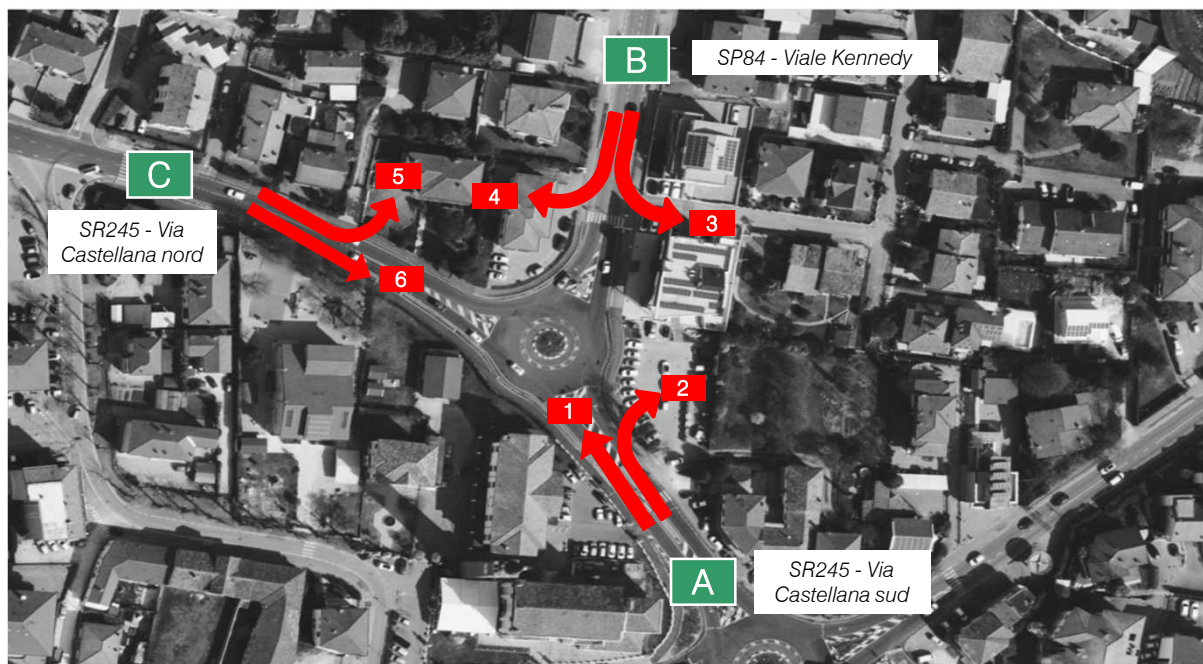
INTERVALLO ORARIO 18.00 - 19.00 - MATRICI VEICOLI TOTALI/EQUIVALENTI

VEICOLI TOTALI					
O/D	A	B	C	D	totali
A	0	194	532	-	726
B	234	0	352	-	586
C	547	188	0	-	735
D	38	168	101	0	307
totali	819	550	985	0	2.354

VEICOLI EQUIVALENTI					
O/D	A	B	C	D	totali
A	0	198	528	-	726
B	255	0	356	-	611
C	544	198	0	-	742
D	41	173	101	0	315
totali	840	569	985	0	2.394

Intersezione 2: SR245 - Via Castellana, SP84 - Viale Kennedy

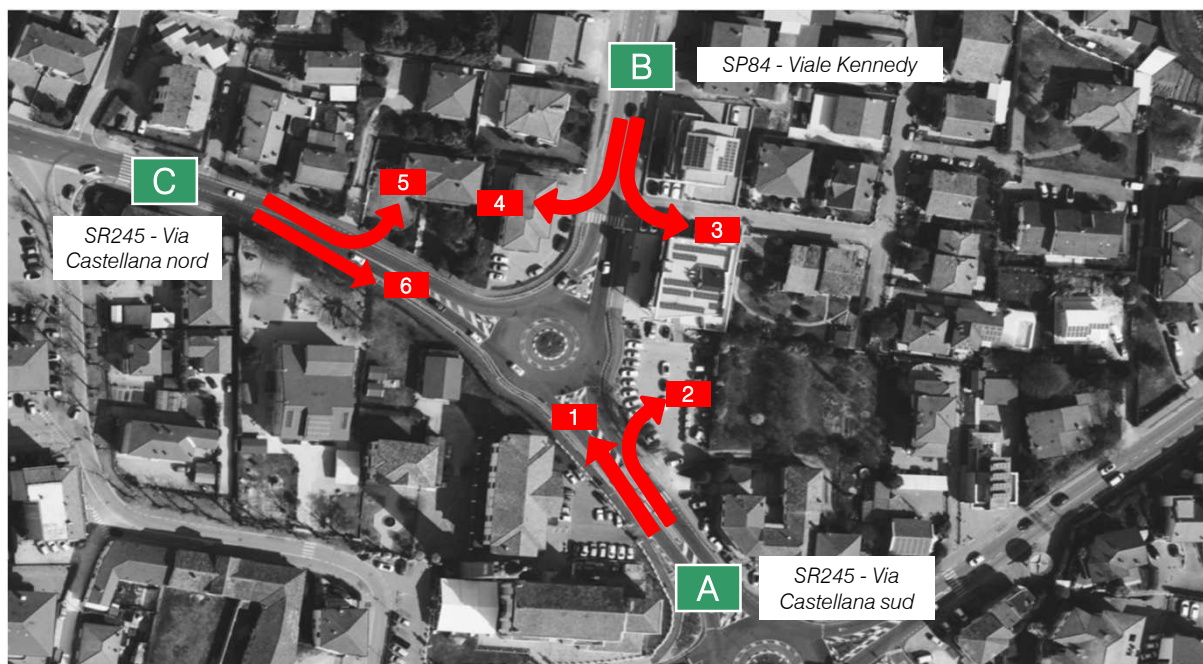
data: Martedì 21.05.2024



	18.00-18.15					18.15-18.30					18.30-18.45					18.45-19.00				
	A	M	L	P	Veic eq	A	M	L	P	Veic eq	A	M	L	P	Veic eq	A	M	L	P	Veic eq
MANOVRA 1	175	7	1	0	180	134	4	1	0	138	177	4	0	0	179	202	4	0	0	204
MANOVRA 2	68	0	1	1	72	52	0	3	1	59	68	0	1	1	72	77	0	1	2	83
MANOVRA 3	49	2	2	4	61	55	4	2	6	72	51	1	1	4	61	47	0	1	3	55
MANOVRA 4	24	1	1	2	30	27	2	1	3	36	25	0	1	2	31	22	0	0	2	26
MANOVRA 5	50	0	2	1	55	35	0	1	2	41	37	0	2	1	42	43	0	3	1	50
MANOVRA 6	140	11	1	1	149	99	6	1	1	106	103	5	1	1	109	120	10	2	1	130

Intersezione 2: SR245 - Via Castellana, SP84 - Viale Kennedy

data: Martedì 21.05.2024



intervallo orario: 18.00 - 19.00					
	A	M	L	P	Veic. eq.
MANOVRA 1	688	19	2	0	701
MANOVRA 2	265	0	6	5	284
MANOVRA 3	202	7	6	17	249
MANOVRA 4	98	3	3	9	122
MANOVRA 5	165	0	8	5	187
MANOVRA 6	462	32	5	4	494
TOTALE	1.880	61	30	40	2.037

Matrici OD Intersezione 2: SR245 - Via Castellana, SP84 - Viale Kennedy

O/D	ZONE
A	SR245 - Via Castellana sud
B	SP84 - Viale Kennedy
C	SR245 - Via Castellana nord

COEFFICIENTI DI EQUIVALENZA	
Autovetture	1,00
Motocicli	0,50
Veicoli commerciali leggeri	1,50
Mezzi pesanti e Bus	2,00

INTERVALLO ORARIO 18.00 - 19.00 - MATRICI PER CLASSE VEICOLARE

LEGGERI				
O/D	A	B	C	totali
A	0	265	688	953
B	202	0	98	300
C	462	165	0	627
totali	664	430	786	1.880

MOTOCICLI				
O/D	A	B	C	totali
A	0	0	19	19
B	7	0	3	10
C	32	0	0	32
totali	39	0	22	61

COMMERCIALI LEGGERI				
O/D	A	B	C	totali
A	0	6	2	8
B	6	0	3	9
C	5	8	0	13
totali	11	14	5	30

PESANTI				
O/D	A	B	C	totali
A	0	5	0	5
B	17	0	9	26
C	4	5	0	9
totali	21	10	9	40

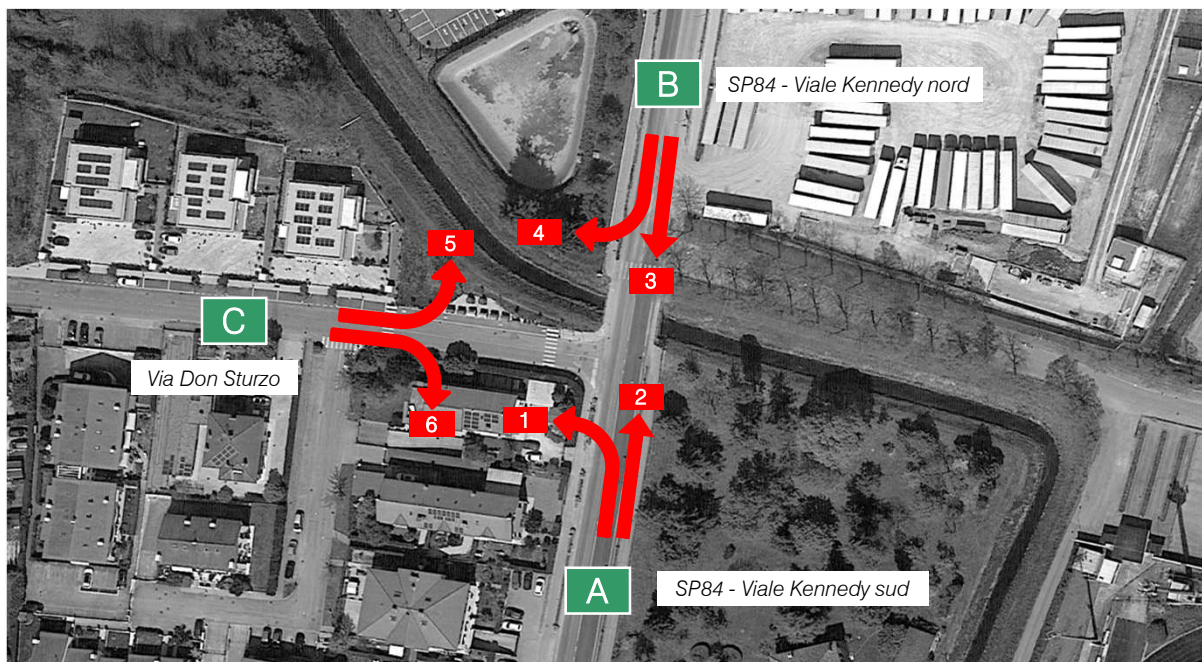
INTERVALLO ORARIO 18.00 - 19.00 - MATRICI VEICOLI TOTALI/EQUIVALENTI

VEICOLI TOTALI				
O/D	A	B	C	totali
A	0	276	709	985
B	232	0	113	345
C	503	178	0	681
totali	735	454	822	2.011

VEICOLI EQUIVALENTI				
O/D	A	B	C	totali
A	0	284	701	985
B	249	0	122	371
C	494	187	0	681
totali	743	471	823	2.037

Intersezione 3: SP84 - Viale Kennedy, Via Don Sturzo

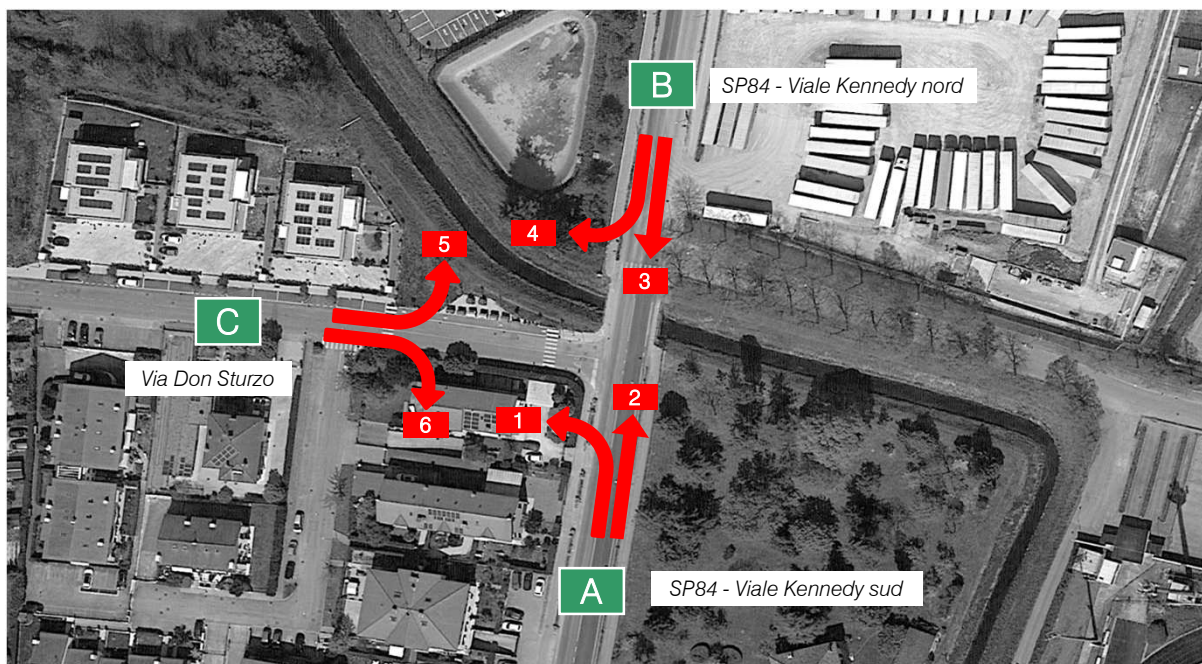
data: Martedì 21.05.2024



	18.00-18.15					18.15-18.30					18.30-18.45					18.45-19.00				
	A	M	L	P	Veic eq	A	M	L	P	Veic eq	A	M	L	P	Veic eq	A	M	L	P	Veic eq
MANOVRA 1	5	0	0	0	5	3	0	0	0	3	4	0	0	0	4	5	0	0	0	5
MANOVRA 2	113	0	3	2	122	84	0	4	3	96	101	0	3	2	110	115	0	4	3	127
MANOVRA 3	63	3	3	6	81	71	6	3	9	97	69	1	2	6	85	64	0	1	5	76
MANOVRA 4	3	0	0	0	3	4	1	0	0	5	4	0	0	0	4	3	0	0	0	3
MANOVRA 5	5	0	0	0	5	5	0	0	0	5	3	0	0	0	3	1	0	0	0	1
MANOVRA 6	10	0	0	0	10	11	0	0	0	11	7	0	0	0	7	5	0	0	0	5

Intersezione 3: SP84 - Viale Kennedy, Via Don Sturzo

data: Martedì 21.05.2024



intervallo orario: 18.00 - 19.00					
	A	M	L	P	Veic. eq.
MANOVRA 1	17	0	0	0	17
MANOVRA 2	413	0	14	10	454
MANOVRA 3	267	10	9	26	338
MANOVRA 4	14	1	0	0	15
MANOVRA 5	14	0	0	0	14
MANOVRA 6	33	0	0	0	33
TOTALE	758	11	23	36	871

Matrici OD Intersezione 3: SP84 - Viale Kennedy, Via Don Sturzo

O/D	ZONE
A	SP84 - Viale Kennedy sud
B	SP84 - Viale Kennedy nord
C	Via Don Sturzo

COEFFICIENTI DI EQUIVALENZA	
Autovetture	1,00
Motocicli	0,50
Veicoli commerciali leggeri	1,50
Mezzi pesanti e Bus	2,00

INTERVALLO ORARIO 18.00 - 19.00 - MATRICI PER CLASSE VEICOLARE

LEGGERI				
O/D	A	B	C	totali
A	0	413	17	430
B	267	0	14	281
C	33	14	0	47
totali	300	427	31	758

MOTOCICLI				
O/D	A	B	C	totali
A	0	0	0	0
B	10	0	1	11
C	0	0	0	0
totali	10	0	1	11

COMMERCIALI LEGGERI				
O/D	A	B	C	totali
A	0	14	0	14
B	9	0	0	9
C	0	0	0	0
totali	9	14	0	23

PESANTI				
O/D	A	B	C	totali
A	0	10	0	10
B	26	0	0	26
C	0	0	0	0
totali	26	10	0	36

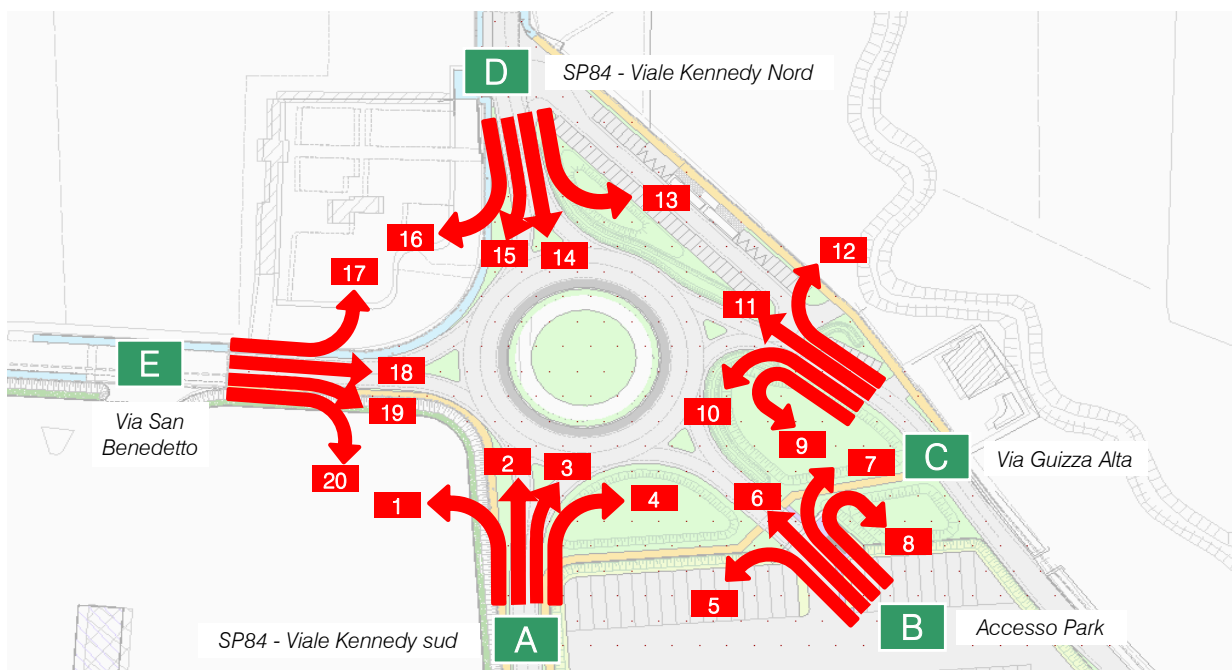
INTERVALLO ORARIO 18.00 - 19.00 - MATRICI VEICOLI TOTALI/EQUIVALENTI

VEICOLI TOTALI				
O/D	A	B	C	totali
A	0	437	17	454
B	312	0	15	327
C	33	14	0	47
totali	345	451	32	828

VEICOLI EQUIVALENTI				
O/D	A	B	C	totali
A	0	454	17	471
B	338	0	15	353
C	33	14	0	47
totali	371	468	32	871

**Intersezione 4: SP84 - Viale Kennedy, Via Guizza Alta
Via San Benedetto, accesso al parcheggio**

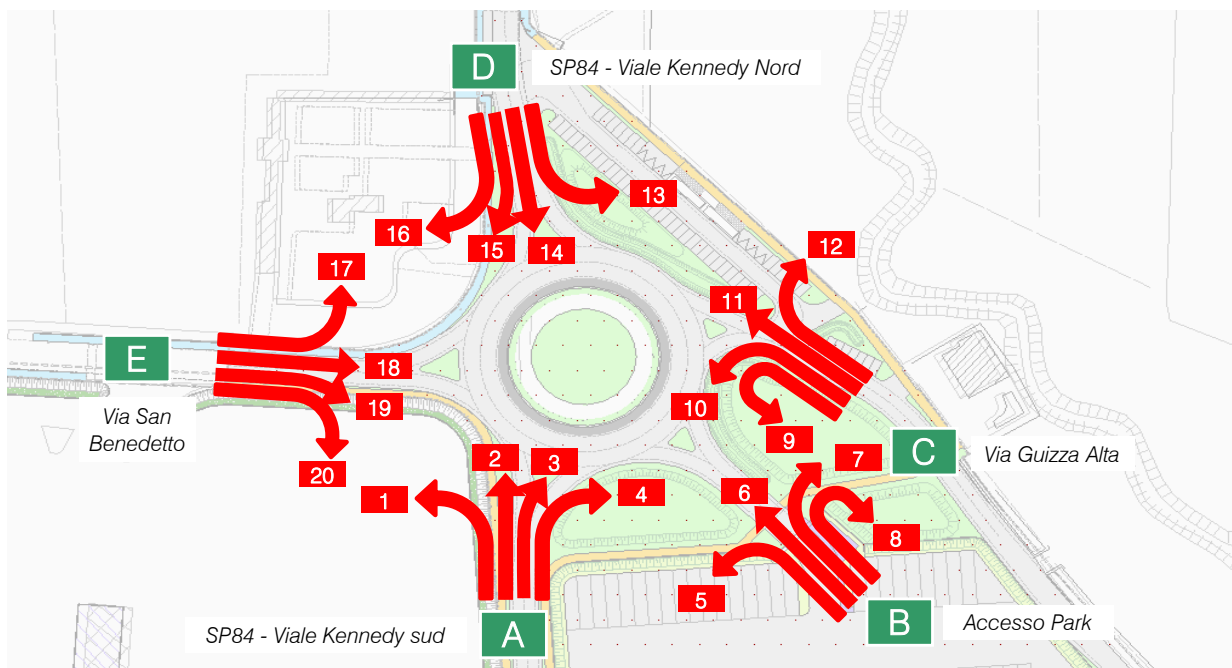
data: Martedì 21.05.2024



	18.00-18.15					18.15-18.30					18.30-18.45					18.45-19.00				
	A	M	L	P	Veic eq	A	M	L	P	Veic eq	A	M	L	P	Veic eq	A	M	L	P	Veic eq
MANOVRA 1	7	0	0	1	9	6	0	0	2	10	7	0	0	1	9	6	0	0	2	10
MANOVRA 2	104	1	2	1	110	82	0	2	1	87	97	1	3	1	104	103	1	2	1	109
MANOVRA 3	3	0	0	0	3	2	0	0	0	2	2	1	0	0	3	3	0	0	0	3
MANOVRA 4	7	0	1	0	9	5	0	1	1	9	6	0	1	1	10	7	0	1	1	11
MANOVRA 5	3	0	0	1	5	2	0	0	0	2	3	0	0	0	3	2	0	0	1	4
MANOVRA 6	0	0	1	3	8	0	0	2	2	7	0	0	2	3	9	0	0	1	3	8
MANOVRA 7	0	0	0	0	0	0	0	0	0	0	0	0	0	0	0	0	0	0	0	0
MANOVRA 8	0	0	0	0	0	0	0	0	0	0	0	0	0	0	0	0	0	0	0	0
MANOVRA 9	0	0	0	0	0	0	0	0	0	0	0	0	0	0	0	0	0	0	0	0
MANOVRA 10	1	0	0	0	1	1	0	0	1	3	1	0	0	0	1	1	0	0	0	1
MANOVRA 11	1	0	0	0	1	1	0	0	0	1	0	0	0	0	0	0	0	0	0	0
MANOVRA 12	20	0	1	0	22	18	0	0	0	18	14	0	1	0	16	11	1	0	0	12
MANOVRA 13	16	1	1	1	20	16	0	1	2	22	15	2	2	5	29	14	0	0	1	16
MANOVRA 14	0	0	0	0	0	0	0	0	0	0	0	0	0	0	0	1	0	0	0	1
MANOVRA 15	54	3	3	6	72	63	7	3	7	85	59	1	2	5	73	62	0	1	5	74
MANOVRA 16	3	0	0	0	3	3	0	0	0	3	3	0	0	0	3	4	0	0	0	4
MANOVRA 17	1	0	0	2	5	1	0	0	2	5	1	0	0	2	5	0	0	0	2	4
MANOVRA 18	0	0	0	0	0	0	0	0	0	0	0	0	0	0	0	1	0	0	0	1
MANOVRA 19	0	0	0	0	0	0	0	0	0	0	0	0	0	0	0	1	0	0	0	1
MANOVRA 20	7	0	0	0	7	7	0	0	1	9	5	0	0	1	7	2	0	0	0	2

**Intersezione 4: SP84 - Viale Kennedy, Via Guizza Alta
Via San Benedetto, accesso al parcheggio**

data: Martedì 21.05.2024



intervallo orario: 18.00 - 19.00					
	A	M	L	P	Veic. eq.
MANOVRA 1	26	0	0	6	38
MANOVRA 2	386	3	9	4	410
MANOVRA 3	10	1	0	0	11
MANOVRA 4	25	0	4	3	39
MANOVRA 5	10	0	0	2	14
MANOVRA 6	0	0	6	11	32
MANOVRA 7	0	0	0	0	0
MANOVRA 8	0	0	0	0	0
MANOVRA 9	0	0	0	0	0
MANOVRA 10	4	0	0	1	6
MANOVRA 11	2	0	0	0	2
MANOVRA 12	63	1	2	0	68
MANOVRA 13	61	3	4	9	87
MANOVRA 14	1	0	0	0	1
MANOVRA 15	238	11	9	23	304
MANOVRA 16	13	0	0	0	13
MANOVRA 17	3	0	0	8	19
MANOVRA 18	1	0	0	0	1
MANOVRA 19	1	0	0	0	1
MANOVRA 20	21	0	0	2	25
TOTALE	865	19	34	69	1071

Via San Benedetto, accesso al parcheggio

O/D	ZONE
A	SP84 - Via Kennedy sud
B	Accesso Park
C	Via Guizza Alta
D	SP84 - Via Kennedy nord
E	Via San Benedetto

COEFFICIENTI DI EQUIVALENZA	
Autovetture	1,00
Motocicli	0,50
Veicoli commerciali leggeri	1,50
Mezzi pesanti e Bus	2,00

INTERVALLO ORARIO 18.00 - 19.00 - MATRICI PER CLASSE VEICOLARE

LEGGERI						
O/D	A	B	C	D	E	totali
A	0	25	10	386	26	447
B	10	0	0	0	0	10
C	4	0	0	63	2	69
D	238	1	61	0	13	313
E	21	1	1	3	0	26
totali	273	27	72	452	41	865

MOTOCICLI						
O/D	A	B	C	D	E	totali
A	0	0	1	3	0	4
B	0	0	0	0	0	0
C	0	0	0	1	0	1
D	11	0	3	0	0	14
E	0	0	0	0	0	0
totali	11	0	4	4	0	19

COMMERCIALI LEGGERI						
O/D	A	B	C	D	E	totali
A	0	4	0	9	0	13
B	0	0	0	0	6	6
C	0	0	0	2	0	2
D	9	0	4	0	0	13
E	0	0	0	0	0	0
totali	9	4	4	11	6	34

PESANTI						
O/D	A	B	C	D	E	totali
A	0	3	0	4	6	13
B	2	0	0	0	11	13
C	1	0	0	0	0	1
D	23	0	9	0	0	32
E	2	0	0	8	0	10
totali	28	3	9	12	17	69

INTERVALLO ORARIO 18.00 - 19.00 - MATRICI VEICOLI TOTALI/EQUIVALENTI

VEICOLI TOTALI						
O/D	A	B	C	D	E	totali
A	0	32	11	402	32	477
B	12	0	0	0	17	29
C	5	0	0	66	2	73
D	281	1	77	0	13	372
E	23	1	1	11	0	36
totali	321	34	89	479	64	987

VEICOLI EQUIVALENTI						
O/D	A	B	C	D	E	totali
A	0	39	11	410	38	498
B	14	0	0	0	32	46
C	6	0	0	68	2	76
D	304	1	87	0	13	405
E	25	1	1	19	0	46
totali	349	41	99	497	85	1071